www.bchindia.com

CONTROLGEAR & SWITCHGEAR PRODUCTS

PRICE LIST

Effective : 11th June 2025

BHARTIA BCH

BCH ELECTRIC LIMITED

Our Products

Switchgear & Controlgear

Motor Starters
Submersible Pump Starters
Contactor-NHD, CPG, CPGN

MCB & MCB Distribution Boxes

Enclosure Systems

Wires & Cables

Power Factor Control Product

Motors

Automation Product



Motor Control Centres (MCCs),
Power Control Centres (PCCs) &
Custom Built Products

INDEX

Low Voltage Switch Gear & Control Gear Products

- Air Circuit Breakers 2
- MCCBs - X Range 9
- MCB 17
- Isolators, MCB Distribution Boxes 18
- RCCB 20
- X-Line SDF, FSU, SDFU 22
- AC Contactors, Accessories & Spares 25
- Mini Contactor, OLR & Accessories New 32
- Overload Relays - Citation & Freedom 40
- Electronic Overcurrent Relays (BOCR) 42
- Motor Protection Circuit Breakers (MPCB) 43
- Solid State Relays 47
- Push Buttons, Indicating Lights, LEDs New 50

* Terasaki ACB's & MCCB's products are also available on request.

Motor Starters & Submersible Pump Starters

- Motor Starters 56
  - Shakti - DOL (Shakti WP & Shakti) & Auto DOL Starters 57
  - Shakti - Semi & Fully Automatic Star Delta Starters 58
  - Citation DOL, Citation P - DOL & Auto DOL 59
  - Citation - SASD, FASD, Highter HP FASD Starters 60
  - BK1 DOL & SASD Starters & Spares 61
  - FASD with EOCR, Industrial DOL & Reversing DOL 62
  - Mini Manual DOL 1Ph & 3Ph, DOL-1Ph & Manual SD Starter 63

- Submersible Pump Starters 64
  - 3 -Ph SPS - Citation - DOL & SD and Shakti – DOL 65
  - 3-Ph SPS - Citation P - DOL & SD (Standard & Premium) 66
  - 3-Ph SPS - Citation P - SD (Range Extension) 66
  - 3-Ph SPS - Shakti P - DOL, 1-Ph DOL Starter & SPP Pro 67
  - 1-Ph SPS (with CPG Contactor) 68
  - 1-Ph SPS - Alfa Model & Dry Run Protection Panel 69
  - Ph SPS - CPD Model & Mini Manual 70
  - Oil Immersed DOL & Star Delta Starters (SASD & FASD) 71
  - Spare Contactor for Motor starter & SPS 72
  - Spares Contact Kit, Coils, Carrier for Motor Starter 73
  - Spares for P series SPS, 1-Ph Dry Run SPS, Dual Meter & FR OLR 74
  - Coil Band Master Table 74
  - Coil Band Master Table 75

Enclosure Systems

- Bhartia Enclosures 2.O 77
- Terminal Box 2.O 78
- 'BCH-SS' Stainless Steel 79
- Terminal Box IP:55 & IP:66 79
- Bhartia Box IP: 55, IP: 66 80
- TCE Series Enclosures 81

- Techno- Modular Enclosures 86
- MCC, PCC & PMCC Bare Enclosures (Fixed & Draw-out Type) 88
- Control Desks 89
- IT Racks - 19" and ETSI Racks 90
- Non Metallic Enclosures 93

Wires & Cables

- 3-Core Flat Cables for Submersible Pump Applications 97
- Single & Multi Core PVC Flexible Cables 98

Power Factor Control Products

- LT Power Capacitors 102
- Freedom Series Capacitor Duty Contactor 103
- Super Heavy Duty Capacitors, Detuned Reactors 103

Motors

- High Efficiency Motors - General Purpose 105
- Premium Efficiency Motors - General Purpose 105
- High Efficiency Motors - Inverter Duty 105
- Premium Efficiency Motors - Inverter Duty 105

Automation Products

- AC Drives 107
- Digital DC Drives 108
- Soft Starters 108
- e-prox Proximity Sensors 109
- Plug-in Relays 113
- Electronic Timers 116

Custom Built Products

- MCC & PCC 119
- APFC Panels 120
- Crane Control Panels 121
- Punch Grid Resistors & Panels, NGR & DBR 121
- Special Purpose Starters 121
- Power Receptacles 122
- Auto Transformer Starters 123

Complete range of

CIRCUIT BREAKERS

ULTRA POWER

Air Circuit Breakers

BHARTIA

BCH

BCH
ELECTRIC
LIMITED

Corporate & Registered Office : 1105, New Delhi House, 27, Barakhamba Road, New Delhi - 110 001, Tel. : 91-11-43673100
E-mail : marketing@bchindia.com • www.bchindia.com
Works 1 : 20/4, Mathura Road, Faridabad - 121 006 (Haryana) Tel. : 0129-4063000/4293000 Fax : 0129-2304024
Works 2 : 64-68, Sector-7, IIE, Pant Nagar, Rudrapur, Udham Singh Nagar - 263 153 (Uttrakhand) Tel. : 05944-250214/16 Fax : 05944-250215

Low Voltage Switch Gear & Control Gear Products

- Air Circuit Breakers
- MCCBs
- MCB, Isolator, MCB Distribution Boxes, RCCB
- X-Line SDF, FSU, SDFU
- AC Contactors
- DC Contactors
- Solid State Relays
- Overload Relays
- Electronic Overcurrent Relays (BOCR)
- Motor Protection Circuit Breakers (MPCB)
- Push Buttons, Indicating Lights, LEDs
- Motor Starters
  - DOL
  - Mini Manual
  - Star Delta
  - Spares-Motor Starters & Supmersible Pump Starters
- Submersible Pump Starters
  - Three Phase (DOL and Star Delta)
  - Single Phase
- Oil Immersed Starters

ULTRA POWER
Air Circuit Breakers

Range of Air Circuit Breakers

- Complete range conforms to IS/IEC 60947-2
- Current rating from 800A to 6300A in 3 frame sizes
- Available in 3 Pole/4 Pole, Manually & Electrically operated, Fixed/Draw-out version
- Common Height & Depth across the range
- High short time fault withstand capacity, Icu = Ics = Icw for 1 sec for total selectivity
- High mechanical and electrical operating life
- Neutral pole is 100% rated
- In-built Electrical & Mechanical Anti-Pumping
- Modular & snap-fit accessories
- Ease of on-site conversion from Fixed to Draw-out version
- Pollution Degree 4 suitability
- Best in Class Overlap with Bus bars
- Break Time of 25msec
- RoHS Compliant

Basic Version

BU - BTX 1.0/1G/1Gi

BU - BTX 1.5G/1.5Gi

Advanced Version

BU - BTX 3.5/3.5EC

BU - BTX 3.5H

BU - BTX 4.5

BTX Release for Protection & Control Unit:

- Available in versions - BTX1.0/1G/1Gi/1.5G/1.5Gi, BTX3.5/3.5H & BTX4.5
- Unique O-LED display for metering
- Touch screen technology in BU-BTX4.5
- Unique withdrawable Communication & Power metering modules
- Dual protection curve settings & Password protection
- Soft-rating plug for precise protection at lower load currents
- Provision for on-load self-diagnosis of Releases & modules
- Power & Harmonics measurement
- Temperature rise monitoring & protection
- Easy to integrate with HMI & PLC
- Add-on modules for advance protections
- Protection Releases conform to EMI/EMC standard

Breaking Capacities: Icu = Ics = Icw

Rated current	800A	1000A	1250A	1600A	2000A	2500A	3200A	4000A	5000A	6300A
N : 50kA	■	■	■	■	■	■	■			
S : 65kA	■	■	■	■	■	■	■			
H : 80kA							■	■		
V : 100kA									■	■
	BU1-08	BU1-10	BU1-12	BU1-16	BU1-20	BU2-25	BU2-32	BU2-40	BU3-50	BU3-63
	Frame-1					Frame-2			Frame-3	

ULTRA POWER Air Circuit Breakers ACB ordering information:

BU	1	08	N	X	D	1	2	9	0	0	BU1 800N 3P ED 1.5G BotV

Frame Size	
Frame - I	**1**
Frame - II	2
Frame - III	3

Current Ratings	
400A	04
630A	06
800A	**08**
1000A	10
1250A	12
1600A	16
2000A	20
2500A[4]	25
3200A	32
4000A	40
5000A	50
6300A	63

Selection for Breaking Capacity (Icu=Ics)[1]	
50kA (Fr-I upto 2000A & Fr-2 upto 3200A)	**N**
65kA (Fr-I & Fr-II)	S
80kA (Fr-II & Fr-III)	H
100kA (Fr-III)	V

Type	
Manually Operated	1
Electrically Operated	**2**

Selection for Termination (For Drawout ACBs Only)	
Standard Termination	0
For Top Horizontal (Long), Bottom Vertical for Fr2 & Fr3	X
For Top & Bottom Horizontal (Long) for Fr3	Y
Note: X is applicable for 4000A (Fr2 & Fr3) and 5000A (Fr3). Y is applicable for 4000A (Fr3) & 5000A (Fr3) X & Y recommended for Buscoupler only.	

Temperature Rise Monitoring[3]	
Not Required	**0**
Required	1

Selection for P&C Units	
B/C (w/o protection)	0
BU - BTX1.0	7
BU - BTX1G	8
BU - BTX1Gi	B
BU - BTX1.5G	**9**
BU - BTX1.5Gi	C
BU - BTX3.5	3
BU - BTX4.5	5
BU - BTX3.5H	6
BU - BTX3.5EC	4

Selection for control voltage[2]	
For Manually Operated	0
240V AC ECD & CR & 240V AC SR	**1**
240V AC ECD & CR & 24V DC SR	2

Version	
Draw-out	**D**
Fixed	F

Selection for No. of Poles	
3 Pole	**X**
4 Pole 100% N	F

Please Note : (1) For Icw values please refer product catalogue
(2) Other options of control voltage are available as accessory
(3) Temperature protection is available in BU-BTX3.5/3.5H/4.5
(4) For Fr-1, 2500A selection, please contact the nearest branch

ULTRA POWER Air Circuit Breakers ACBs are offered with following standard features:

Draw-out Version: Ultra power ACBs with BU-BTX release will have inbuilt-
Current Metering (BTX 1.5G/1.5Gi/3.5/3.5EC/3.5H/4.5), Common Fault Indication microswitch, 4NO+4NC Aux. contacts, Smart-racking shutter, Safety shutter assembly, Racking Handle, Door sealing frame, Pad-locking arrangement for ON/OFF button, Rating Error Preventer, Arc shield.
A) For ratings upto 1600A, one side vertical terminal adaptors (Bottom) for Frames 1, 2 & 3.
B) For ratings 2000A & above, both side vertical terminal adaptors (Top & Bottom) for Frames 1, 2 & 3.
C) For rating 4000A and above, operation counter inbuilt for Frames 2 & 3 both.

Fixed Version: Ultra power ACBs with BU-BTX release will have inbuilt-
Current Metering (1.5G/1.5Gi/3.5/3.5EC/3.5H/4.5), Common Fault Indication microswitch, 4NO+4NC Aux. contacts, Door sealing frame & Pad-locking arrangement for ON/OFF push button.
A) For ratings upto 1600A, one side vertical terminal adaptors (Bottom) for Frame 1, 2 & 3.
B) For ratings 2000A & above, both side vertical terminal adaptors (Top & Bottom) for Frames 1, 2 & 3.
C) For rating 4000A and above, operation counter inbuilt for Frames 2 & 3 both.
Electrically operated ACB includes ECD (240V AC), CR (240V AC) & SR (240V AC OR 24V DC).

ULTRA POWER Air Circuit Breakers

ACBs with BU-BTX1G (LSING - BCD Switches) - 3 Pole

HSN Code : 8536

Current Rating	Version	3 Pole Manual Draw-out ACB with BU-BTX1G							
		N (50kA)		S (65kA)		H (80kA)		V (100kA)	
		Cat. No.	M.R.P. [₹]	Cat. No.	M.R.P. [₹]	Cat. No.	M.R.P. [₹]	Cat. No.	M.R.P. [₹]
800A	MDO	BU108NXD01800	*	BU108SXD01800	*	-	-	-	-
1000A		BU110NXD01800		BU110SXD01800					
1250A		BU112NXD01800		BU112SXD01800					
1600A		BU116NXD01800		BU116SXD01800					
2000A		BU120NXD01800		BU120SXD01800					
2500A		BU225NXD01800		BU225SXD01800					
3200A		-		BU232SXD01800		BU232HXD01800	*		
4000A				-		BU240HXD01800			
5000A						-	-	BU350VXD01800	*
6300A								BU363VXD01800	

HSN Code : 8536

Current Rating	Version	3 Pole Manual Fixed ACB with BU-BTX1G			
		N (50kA)		S (65kA)	
		Cat. No.	M.R.P. [₹]	Cat. No.	M.R.P. [₹]
800A	MF	BU108NXF01800	*	-	-
1000A		BU110NXF01800		BU110SXF01800	*
1250A		BU112NXF01800		BU112SXF01800	
1600A		BU116NXF01800		BU116SXF01800	
2000A		BU120NXF01800		BU120SXF01800	
2500A		BU225NXF01800		BU225SXF01800	
3200A		BU232NXF01800		BU232SXF01800	

M.R.P. changes for product customization	M.R.P. [₹]
MDO to EDO or MF to EF conversion (Includes ECD 240V AC, CR 240V AC & SR 240V AC or 24V DC)	*
Buscoupler (without protection release)	
BU-BTX1.0 (LSI - BCD Switches)	
BU-BTX1Gi (LSING + Inbuilt ZSI - BCD Switches)	
BU-BTX1.5G (LSING + Current Metering - BCD Switches)	
BU-BTX1.5Gi (LSING + Current Metering + Inbuilt ZSI - BCD Switches)	
BU-BTX3.5 (LSING + Current Metering) + can be upgraded for Power Metering & Communication	
BU-BTX3.5EC (LSING + Power Metering + Communication)	
BU-BTX3.5H (LSING + Power Metering + Harmonic Metering)	
BU-BTX4.5 (LSING + Power Metering + Harmonic Metering + Communication with Touch Screen navigation + BU-PS Module)	
BU-PS (Auxiliary power supply module for display in No-load or OFF condition)	
COM Module (MODBUS) for communication	
PM Module for power metering	

*** Available on request**

ULTRA POWER Air Circuit Breakers

ACBs with BU-BTX1G (LSING - BCD Switches) - 4 Pole

HSN Code : 8536

Current Rating	Version	4 Pole Manual Draw-out ACB with BU-BTX1G							
		N (50kA)		S (65kA)		H (80kA)		V (100kA)	
		Cat. No.	M.R.P. [₹]	Cat. No.	M.R.P. [₹]	Cat. No.	M.R.P. [₹]	Cat. No.	M.R.P. [₹]
800A	MDO	BU108NFD01800	*	-	-	-	-	-	-
1000A		BU110NFD01800		BU110SFD01800	*				
1250A		BU112NFD01800		BU112SFD01800					
1600A		BU116NFD01800		BU116SFD01800					
2000A		BU120NFD01800		BU120SFD01800					
2500A		BU225NFD01800		BU225SFD01800					
3200A		BU232NFD01800		BU232SFD01800		BU232HFD01800	*		
4000A		-	-	-	-	BU240HFD01800			
5000A						-	-	BU350VFD01800	*
6300A								BU363VFD01800	

HSN Code : 8536

Current Rating	Version	4 Pole Manual Fixed ACB with BU-BTX1G			
		N (50kA)		S (65kA)	
		Cat. No.	M.R.P. [₹]	Cat. No.	M.R.P. [₹]
800A	MF	BU108NFF01800	*	-	-
1000A		BU110NFF01800		BU110SFF01800	*
1250A		BU112NFF01800		BU112SFF01800	
1600A		BU116NFF01800		BU116SFF01800	
2000A		BU120NFF01800		BU120SFF01800	
2500A		BU225NFF01800		BU225SFF01800	
3200A		BU232NFF01800		BU232SFF01800	

Accessories of Air Circuit Breakers

Draw-out ACBs Terminal Adaptors

HSN Code : 8538

Description	Cat. No.	M.R.P. [₹]
Terminal Adaptor for Draw-out ULTRA ACBs		
Frame-1 400-2000A N/S/H (Vertical / Horizontal)	BLCA60963OOOO	*
Frame-2 400-3200A N/S/H (Vertical / Horizontal)	BLCA60964OOOO	

Operation Counter

Door Interlock

HSN Code : 8538

Description	Cat. No.	M.R.P. [₹]
Other Accessories		
Operation Counter	BLOC90983OOOO	*
Door Interlock	BLDI90978OOOO	
Electrical Position Indication (EPI)	BLEPI95826OOOO	
Microswitches for Indication		
Microswitch for Common Fault Indication (CFI)	BLCM90949OOOO	*
Microswitch for Ready To Close Indication (RTC)	BLRCM90953OOOO	
Microswitch for Shunt Release	BLSM90951OOOO	
Microswitch for Undervoltage Release	BLUM90947OOOO	
Microswitch for Spring Charging Indication	BLMSC42672OOOO	

* Available on request

ULTRA POWER Air Circuit Breakers

Accessories of Air Circuit Breakers

R-Lock

C-Lock

Closing Release

Shunt Release

UV Release

HSN Code : 8538

Description	Cat. No.	M.R.P. [₹]
Mechanical Interlock using Key & Lock		
R - Lock Type - 1	BLRL100659OOOO	*
R - Lock Type - 2	BLRL200660OOOO	
R - Lock Type - 3	BLRL300661OOOO	
R - Lock Type - 12	BLRL1200662OOOO	
R - Lock Type - 23	BLRL2300663OOOO	
Locking arrangement for OFF button with R - Lock (on breaker)	BLRL90815OOOO	
Locking arrangement for ISO position with R - Lock (on Cradle)	BLCLR90865OOOO	
Locking arrangement for ANY position with R - Lock (on Cradle)	BLCLR90927OOOO	
C - Lock Type - S	BLCLS00664OOOO	
C - Lock Type - T	BLCLT00665OOOO	
C - Lock Type - ST	BLCLST00666OOOO	
C - Lock Type - SS	BLCLSS00667OOOO	
C - Lock Type - TT	BLCLTT00668OOOO	
Locking arrangement for OFF button with C - Lock (on breaker)	BLCL90814OOOO	
Locking arrangement for ISO position for C - Lock (on Cradle)	BLCLC90982OOOO	
Locking arrangement for ANY position with C - Lock (on Cradle	BLCLC90981OOOO	

Note : For mechanical interlock using Key & Lock, please order combination of lock & locking arrangement

HSN Code : 8538

Description	Cat. No.	M.R.P. [₹]
Electrical Charging Device (ECD)		*
240V AC / 250V DC	BLECD90359OOOO	
415V AC / 400V DC	BLECD90361OOOO	
Closing Release (CR)		
220 - 240V AC / 220 - 250V DC	BLCR90817BOOO	
415V AC	BLCR90817DOOO	
Shunt Release (SR)		
24-30V DC	BLSH90816O4OO	
220 - 240V AC / 220 - 250V DC	BLSH90816OBOO	
415V AC	BLSH90816ODOO	
Under Voltage Release (UVR) with time delay (0-1-3-5 sec)		
240V AC / 220V DC	BLUV90818BOOO	
415V AC	BLUV90818DOOO	

HSN Code : 8538

Description	Cat. No.	M.R.P. [₹]
External Neutral CT for BU-BTX Releases		
Frame-1, 800A	BLEN00717OOOO	*
Frame-1, 1000-1600A	BLEN00718OOOO	
Frame-1 2000A	BLEN00719OOOO	
Frame-2 & 3 2500-4000A	BLNCT00720OOOO	



Mechanical Interlock using Bowden Cable

HSN Code : 8538

Description	Cat. No.	M.R.P. [₹]
Mechanical Interlock using Bowden Cable (3 meters length)		
Between 2 Incomers	BLBC90659OOOO	*
Between 2 Incomers & 1 Buscoupler	BLBC90662OOOO	

Note : Common from 800A to 5000A & can be interlocked between fixed / drawout / mixed version

BU-BTX1.5G

BU-BTX3.5

HSN Code : 8538

Description	Cat. No.	M.R.P. [₹]
BTX Releases		
BU-BTX1G	BLBTX91971OOOO	*
BU-BTX1Gi	BLBTX90562OOOO	
BU-BTX1.5G	BLBTX91965OOOO	
BU-BTX1.5Gi	BLBTX90552OOOO	
BU-BTX3.5	BLBTX90113OOOO	
BU-BTX3.5EC	BLBTX90644OOOO	
BU-BTX3.5H	BLBTX91975OOOO	
Simulation Kit	BLSK90724OOOO	

*** Available on request**

MEGA POWER
Air Circuit Breakers

S1 Range of Air Circuit Breakers

- Conforms to IS/IEC 60947-2
- Current rating from 800A to 6300A
- Available in 3 Pole/4 Pole, Manually & Electrically operated, Fixed & Draw-out versions
- High short time withstand capacity, Icu = Ics = Icw for 1 sec for total selectivity
- High mechanical and electrical operating life
- 100% rated neutral pole
- Common height and depth across the range
- Protection through Microprocessor releases (BR18G)
- Self diagnostic Microprocessor based Releases with on-load testing through TEST button
- Inbuilt thermal memory
- Protection Releases conform to EMI/EMC standards

Mega power S1 ACB

Breaking Capacities Offered:

	Icu = Ics = Icw for 1 sec									
	800A	1000A	1250A	1600A	2000A	2500A	3200A	4000A	5000A	6300A
Frame : S1	50kA	50kA	50kA	50kA	50kA	60kA				
Frame : H2							75kA	75kA		
Frame : C									95kA	95kA
	Frame-1					Frame-2	Frame-3		Frame-4	

MEGA POWER S1 3 & 4 Pole Draw-out ACBs

HSN Code : 8536

Rating	Breaking Capacity Icu=Ics=Icw (1 sec)	Version	Microprocessor Based BR18G			
			3 Pole		4 Pole	
			Cat. No.	M.R.P.[₹]	Cat. No.	M.R.P. [₹]
800A	50kA	MDO	BM96042OOOO	216820	BM96062OOOO	272010
800A	50kA	EDO	BM96052OOOO	268900	BM96072OOOO	324090
1000A	50kA	MDO	BM96043OOOO	225440	BM96063OOOO	284930
1000A	50kA	EDO	BM96053OOOO	277520	BM96073OOOO	337000
1250A	50kA	MDO	BM96044OOOO	248770	BM96064OOOO	313770
1250A	50kA	EDO	BM96054OOOO	300850	BM96074OOOO	365850
1600A	50kA	MDO	BM96045OOOO	283620	BM96065OOOO	348820
1600A	50kA	EDO	BM96055OOOO	335700	BM96075OOOO	400900
2000A	50kA	MDO	BM96046OOOO	333100	BM96066OOOO	409210
2000A	50kA	EDO	BM96056OOOO	385180	BM96076OOOO	461290
2500A	60kA	MDO	BM96047OOOO	411820	BM96067OOOO	496340
2500A	60kA	EDO	BM96057OOOO	463890	BM96077OOOO	548420

MEGA POWER S1 3 & 4 Pole Fixed ACBs

HSN Code : 8536

Rating	Breaking Capacity Icu=Ics=Icw (1 sec)	Version	Microprocessor Based BR18G			
			3 Pole		4 Pole	
			Cat. No.	M.R.P.[₹]	Cat. No.	M.R.P. [₹]
630A	50kA	MF	BM95561OOOO	133000	BM95581OOOO	169550
630A	50kA	EF	BM95571OOOO	185080	BM95591OOOO	221630
800A	50kA	MF	BM95562OOOO	133000	BM95582OOOO	169550
800A	50kA	EF	BM95572OOOO	185080	BM95592OOOO	221630
1000A	50kA	MF	BM95563OOOO	145320	BM95583OOOO	183370
1000A	50kA	EF	BM95573OOOO	197400	BM95593OOOO	235450
1250A	50kA	MF	BM95564OOOO	167350	BM95584OOOO	209110
1250A	50kA	EF	BM95574OOOO	219430	BM95594OOOO	261190
1600A	50kA	MF	BM95565OOOO	185580	BM95585OOOO	238660
1600A	50kA	EF	BM95575OOOO	237660	BM95595OOOO	290740

MEGA POWER H2 3 & 4 Pole Draw-out ACBs

HSN Code : 8536

Rating	Breaking Capacity Icu=Ics=Icw (1 sec)	Version	Type	Microprocessor Based BR18G			
				3 Pole		4 Pole	
				Cat. No.	M.R.P. [₹]	Cat. No.	M.R.P. [₹]
3200A	75kA	MDO	H2	BM94822OOOO	537510	BM94826OOOO	659690
3200A	75kA	EDO	H2	BM94824OOOO	589580	BM94828OOOO	711770
4000A	75kA	MDO	H2	BM94823OOOO	616520	BM94827OOOO	784980
4000A	75kA	EDO	H2	BM94825OOOO	668600	BM94829OOOO	837050
5000A	95kA	MDO/EDO	C	On request		On request	
6300A	95kA	MDO/EDO	C	On request		On request	

M.R.P. changes for product customization w.r.t. BR18G M.R.P.		M.R.P. [₹]
Bus-Coupler (w/o protection)	Reduce	-13000

MEGA POWER ACBs are offered with following standard features:

Mega Power S1 Draw-Out ACB's will have inbuilt - 2NO+2NC Aux contact for MDO & 6NO+6NC Aux contact for EDO breakers, Safety shutter assembly, Racking handle, Door sealing frame, Push-button cover & Rating error preventor.

Mega Power S1 Fixed ACB's will have inbuilt - 2NO+2NC Aux contact for MF & 6NO+6NC Aux contact for EF breakers, Door sealing frame & Push-button cover. Electrical version includes 240V AC Shunt trip coil, Closing coil and Motor for electrical charging.

Accessories for Mega Power ACB's

LTPB

Shunt Release

UV Release

HSN Code : 8538

Description	Cat. No.	M.R.P. [₹]
Lockable Trip Push Button (LTPB)		
Type AA	BMLP93148OOOA	5190
Type BB	BMLP93148OOOB	5190
Type CC	BMLP93148OOOC	5190
Type DD	BMLP93148OOOD	5190
Locking of ACB in Any position (LAP)		
Type A	BMLP93147OOOA	5190
Type B	BMLP93147OOOB	5190
Type C	BMLP93147OOOC	5190
Type D	BMLP93147OOOD	5190
Racking Interlock		
Type A A	BMRI93149OOOA	7150
Type B B	BMRI93149OOOB	7150
Type C C	BMRI93149OOOC	7150
Type D D	BMRI93149OOOD	7150
Other Accessories		
Door Interlock	BMDI93150OOOO	3810

HSN Code : 8538

Description	Cat. No.	M.R.P. [₹]
Shunt Release (SR)		
Type EA : 24/48V DC	BMSH92718O4OO	3910
Type EA1 : 240V AC	BMSH92718OBOO	3910
Type EA1 : 415V AC	BMSH92718ODOO	3910
Under Voltage Release (UVR)		
Type MV : 240V AC	BMUV92720BOOO	5850
Type MV : 415V AC	BMUV92720DOOO	5850
Microswitches for Indication		
Test or Isolated Position Microswitch - Left (2)	BMTL93145OOOO	2170

Note :

a. The Numerical in brackets, against various accessories indicate the SICs required for wiring purpose in Draw-Out breakers

b. Shunt release requires one set of auxiliary contacts

c. Maximum 24 SICs can be fitted on an ACB. In Electrical ACBs 5 SICs are prewired for control circuit purpose

HSN Code : 8538

Description	Cat. No.	M.R.P. [₹]
Protection Releases		
Microprocessor based type BR18G	BMBR96030OOOO	47770

XF Frame 1 / XD0 / XA1 With Thermal - Magnetic Release:

RATING (A) / Icu (kA)	16	20	25	32	40	50	63	80	100	125
10/ 15/ 25/ 30/ 36/ 50	XF Frame 1 - 3 Pole									
10/18				XD0 / XA1 - 4 POLE						

HSN Code : 8536

XF Frame 1 - 3 Pole

- Conforms to IS/IEC 60947-2
- Range: 16A - 125A
- High Performance Compact Size
- Suitability for Isolation
- Rated at 50 C °
- Line Load Interchangeability
- Double Insulation
- Thermal Magnetic Trip unit
  - Overload Setting: 0.7-1.0 In
  - Short Circuit Setting: Fixed

BRAV Series

Type	Release Range (A)	Breaking Capacity Icu/Ics at 415V AC	3 Pole Cat. No.	MRP [₹]	Std. Pkg.
New XF Frame1	16, 20, 25, 32, 40, 50, 63	10/10kA (Fixed)	XFE***P	2750	1
	80, 100 (w/o spreader terminal)		XFE***P-WT	2750	1
	80, 100		XFE***P#	2890	
XF Frame1	125		XFE***P#	4625	1
New	125 (w/o spreader terminal)	18/18kA	XFR***PV-WT	9065	1
	125		XFR***PV#	9560	1
	16, 20, 25, 32, 40, 50, 63	25/25kA	XFS***PV	9280	1
	80, 100		XFS***PV#	9440	1
New	125 (w/o spreader terminal)		XFS***PV-WT	13005	1
	125		XFS***PV#	13495	1
	16, 20, 25, 32, 40, 50, 63	36/18kA	XFL***NV	8960	1
	80, 100		XFL***NV#	9120	1
New	125 (w/o spreader terminal)		XFL***PV-WT	10775	1
	125		XFL***PV#	11270	1
	16, 20, 25, 32, 40, 50, 63	50/25kA	XFV***NV	15260	1
	80, 100		XFV***NV#	15420	1
	32, 40, 50, 63	50/50kA	XFV***PV	15925	1
	80, 100		XFV***PV#	16150	1

XF Frame 1 :
I_{cu}/I_{cs} = 10/10, 15/15, 18/18, 25/25, 30/15, 36/18, 50/25, 50/50 kA

XFE series with RAL-7035 (Light Grey) front Facia
Other series with RAL-7016 (Dark Grey) front Facia

Note: Phase barriers are supplied along with all MCCBs.
#Spreader terminals available as standard. (For MCCB without spreader, please contact our nearest branch)
For accessories please refer page No.16 on Table1 & 2

HSN Code : 8536

XF Frame 1/XA1 Frame - 4 Pole

- Conforms to IS/IEC 60947-2
- Range: 16A to 125A, 4P
- Ics=100% of Icu
- High Electrical & Mechanical life
- Thermal Magnetic Release
- Compact size
- Overload setting XF Frame1 - Fixed / XD0 : 0.8-1.0 x In
- Wide range of snap fit internal & external accessories

BRAV Series

Type	Release Range (A)	Breaking Capacity Icu/Ics at 415V AC	4 Pole Cat. No.	MRP [₹]	Std. Pkg.
New XF Frame 1	16, 20, 25, 32, 40, 50	10/10kA (Fixed)	XFE***P4	4620	1
	63,80,100 (w/o spreader terminal)		XFE***P4-WT	4480	1
	80, 100		XFE***P4#	5190	1
XD0	125	10/10kA	XD0E***P-4#	6810	1
XA1	32	18/18kA	XA1R032PV4	9445	1
	40		XA1R040PV4	9445	1
	63		XA1R063PV4	9180	1
	100		XA1R100PV4	9180	1
	125		XA1R125PV4	11640	1

XF Frame1 :
I_{cu}/I_{cs} = 10/10 kA
XA1 Frame :
I_{cu}/I_{cs} = 18/18 kA

Note: - Phase barriers are supplied along with all MCCBs. For accessories please refer page No.16 on Table3, 4 & 5
- Spreader terminals available as accessories.

Code - Current Rating XF/XD0 Frame

Rating	16A	20A	25A	32A	40A	50A	63A	80A	100A	125A
*Code	016	020	025	032	040	050	063	080	100	125

XF2/XA2 With Thermal - Magnetic Release:

RATING (A) / Icu (kA)	125	160	200	250
25	XF2 - 3 Pole			
25		XA2 - 4 Pole		
36	XF2 - 3 Pole			
36		XA2 - 4 Pole		
50	XF2 - 3 Pole			

XF2 Frame - 3 Pole

- Conforms to IS/IEC 60947-2
- Range: 125A - 250A
- High Performance Compact Size
- Suitability for Isolation
- Rated at 50 C °
- Line Load Interchangeability
- Double Insulation
- Thermal Magnetic Trip unit
  - Overload Setting: 0.8-1.0 In
  - Short Circuit Setting: Fixed

XF2 Frame :
I_{cu}/I_{cs} = 25/25, 36/18, 36/27, 36/36, 50/25, 50/50 kA

HSN Code : 8536

Type	Release Range (A)	Breaking Capacity Icu/Ics at 415V AC	3 Pole Cat. No.	3 Pole MRP [₹]	Std. Pkg.
XF2 range	160	25/25kA	XF2E160PV	17585	1
	200		XF2E200PV#	22400	1
	250		XF2E250PV#	25755	1
	160	36/18kA	XF2N160NV	13335	1
	200		XF2N200NV#	16800	1
	250		XF2N250NV#	19275	1
	125	36/27kA	XF2N125GV	15730	1
	160		XF2N160GV	21030	1
	200		XF2N200GV#	27525	1
	250		XF2N250GV#	30295	1
	125	36/36kA	XF2N125PV	17615	1
	160		XF2N160PV	23455	1
	200		XF2N200PV#	27225	1
	250		XF2N250PV#	30100	1
	125	50/25kA	XF2H125NV	18750	1
	160		XF2H160NV	25425	1
	200		XF2H200NV#	27675	1
	250		XF2H250NV#	29940	1
	125	50/50kA	XF2H125PV	25200	1
	160		XF2H160PV	28345	1
	200		XF2H200PV#	30380	1
	250		XF2H250PV#	33010	1

Note: Phase barriers are supplied along with all MCCBs.
#Spreader terminals available as standard.
(For MCCB without spreader, please contact our nearest branch)

For accessories please refer page No.16 on Table1 & 2

XA2 Frame - 4 Pole

- Conforms to IS/IEC 60947-2
- Range: 160A to 250A, 4P
- Compact size
- Wide Range of snap fit Internal and External Accessories
- Adjustable Overload Setting: 0.8 - 1.0 x In

XA2 Frame :
I_{cu}/I_{cs} = 25/12.5, 36/18 kA

HSN Code : 8536

Type	Release Range (A)	Breaking Capacity Icu/Ics at 415V AC	4 Pole Cat. No.	4 Pole MRP [₹]	Std. Pkg.
XA2	160	25/12.5kA	XA2E160NV4	16240	1
	200		XA2E200NV4	19515	1
	250		XA2E250NV4	22345	1
	160	36/18kA	XA2N160NV4	18035	1
	200		XA2N200NV4	24140	1
	250		XA2N250NV4	26670	1

Note: - Phase barriers are supplied along with all MCCBs.
- Spreader terminals available as accessories.

For accessories please refer page No.16 on Table3, 4 & 5

XF3/XA3 With Thermal - Magnetic Release:

RATING (A) / Icu (kA)	320	400	500	630
36	XF3 - 3 Pole			
50	XF3 - 3 Pole			
50		XA3 - 4 POLE		

XF3 Frame - 3 Pole

- Conforms to IS/IEC 60947-2
- Range: 320A - 630A
- High Performance Compact Size
- Suitability for Isolation
- Rated at 50 C °
- Line Load Interchangeability
- Double Insulation
- Thermal Magnetic Trip unit

XF3 Frame :
I_{cu}/I_{cs} = 36/36, 50/50 kA

HSN Code : 8536

Type	Release Range (A)	Breaking Capacity Icu/Ics at 415V AC	3 Pole		Std. Pkg.
			Cat. No.	MRP [₹]	
XF3 range	320	36/36kA	XF3N320PV	36360	1
	400		XF3N400PV	38150	1
	500		XF3N500PV	46185	1
	630		XF3N630PV	50410	1
	320	50/50kA	XF3H320PV	40545	1
	400		XF3H400PV	41570	1
	500		XF3H500PV	53590	1
	630		XF3H630PV	53620	1

Note: Phase barriers are supplied along with all MCCBs.
Spreader terminals available as standard.
(For MCCB without spreader, please contact our nearest branch)
For MCCBs with 'Magnetic only' protection, prices available On Request.

For accessories please refer page No.16 on Table1 & 2

XA3 Frame - 4 Pole

- Conforms to IS/IEC 60947-2
- Range: 320A to 400A, 4P
- Compact size
- Wide Range of snap fit Internal and External Accessories
- Adjustable Overload Setting: 0.8 - 1.0 x In

XA3 Frame :
I_{cu}/I_{cs} = 50/25 kA

HSN Code : 8536

Type	Release Range (A)	Breaking Capacity Icu/Ics at 415V AC	4 Pole		Std. Pkg.
			Cat. No.	MRP [₹]	
XA3 Range	400	50/25kA	XA3H400NV4	37250	1

Note: Phase barriers are supplied along with all MCCBs.
Spreader terminals available as accessories.

For accessories please refer page No.16 on Table3, 4 & 5

XG1/XB Range With Thermal - Magnetic Release:

RATING (A) / Icu=Ics (kA)	100	125	160	200	250	320	400	630
25	XB0 - 4 Pole							
25		XB1 - 4 Pole						
36	XB0 - 4 Pole			XB2 - 4 Pole		XB3S - 4 Pole		
36		XG1 - 4 Pole				XB3 - 4 Pole		XB3 - 4 Pole
50		XG1 - 4 Pole						XB3 - 4 Pole
50				XB2 - 4 Pole		XB3 - 4 Pole		

XG1 Frame - 4 Pole

- Conforms to IS/IEC 60947-2
- 84A to 160A, 4P
- 36kA & 50kA breaking capacities
- Ics= 100% of Icu
- Adjustable overload settings: 0.67 - 1.0 x In
- Adjustable short-circuit settings: 6 - 12 x In
- Transparent sealable release cover
- Compact size
- Wide range of accessories

XG1 Frame :
I_{cu}/I_{cs} = 36/36, 50/50 kA

XB Range - 4 Pole

- Conforms to IS/IEC 60947-2
- 80A to 630A, 4P
- 25kA, 36kA, 50kA breaking capacities
- Ics= 100% of Icu*
- Adjustable overload settings: 0.8 - 1.0 x In
- Manual, Rotary and Motorised versions available@
- Adjustable short-circuit settings: 6 - 10 x In**
- Wide range of accessories

XB Frame :
I_{cu}/I_{cs} = 25/25, 36/18, 36/36, 50/50 kA

XG1/XB Range With Thermal - Magnetic Release - 4 Pole

HSN Code : 8536

Type	Release Range (A)	Breaking Capacity Icu/Ics	4 Pole Cat. No.	MRP [₹]	Std. Pkg.
XB0	40	36/18kA	XB0L040NV4	13170	1
XB0	63		XB0L063NV4	12745	1
XB0	100		XB0V100NV4	12745	1
XB0	125		XB0N125NV4	14855	1
XB0	20	25/25kA	XB0S020PV4	13710	1
XB0	25		XB0S025PV4	13710	1
XB0	32		XB0S032PV4	13710	1
XB0	40		XB05040PV4	13710	1
XB0	63		XB0S063PV4	13310	1
XB0	100		XB0S100PV4	13310	1
XB1	125		XB1E125PV4	16790	1
XB1	160		XB1E160PV4	21550	1
XB1	200		XB1E200PV4	27120	1
XB1	250		XB1E250PV4	30890	1
XG1	100	36/36kA	XG1N100PV4	15690	1
	125		XG1N125PV4	17480	1
	160		XG1N160PV4	22115	1
XB2	200		XB2N200PV4	33900	1
	250		XB2N250PV4	35905	1
XB3S	320		XB3SN320PV4	43800	1
	400		XB3SN400PV4	43800	1
XB3	320		XB3N320PV4	55335	1
XB3	630		XB3N630PV4	61175	1
XG1	100	50/50kA	XG1H100PV4	19485	1
	125		XG1H125PV4	24425	1
	160		XG1H160PV4	28750	1
XB2	200		XB2H200PV4	39595	1
	250		XB2H250PV4	40960	1
XB3	320		XB3H320PV4	48010	1
	400		XB3H400PV4	48010	1
XB3	630		XB3H630PV4	67070	1

General Information

- Use of phase barriers is mandatory. These are supplied along with MCCBs
- It is recommended to use spreader terminals for enhancing termination capacity
- Spreader terminals are available as accessories, unless otherwise specified against cat. nos.

Special Applications

- XB range MCCBs with TM release can be used for DC application (4 Pole)
- XB range MCCBs can be used for Capacitor back-up protection

@ Motorized version available for XB2 AND XB3 Frames
* XB0 : Ics = 50% Icu
** For XB0, XB1, XB3S Short circuit setting : 9 In

For accessories please refer page No.16 on Table3, 4 & 5

XG1/XB Range With Microprocessor Release:



With Microprocessor Release BMR & GMR - LSI (3 & 4 Pole)

XB Frame - BMR :
I_{cu}/I_{cs} = 36/36, 50/50 kA

XB-BMR (LSI)

- Conforms to IS/IEC 60947-2
- 250A to 1250A, 3P & 4P
- 36kA, 50kA breaking capacities
- Adjustable overload setting from 0.4 to 1.0 x In
- Ics=100% Icu
- Adjustable short-circuit setting from 1.5 to 8 x Ir
- Inbuilt instantaneous Protection
- Switchable thermal memory
- Variable trip class
- Front LED Indication
- Manual, Rotary and Motorised versions available@
- Wide range of accessories

XG1 Frame - GMR :
I_{cu}/I_{cs} = 36/36, 50/50 kA

XG1-GMR (LSI)

- Conforms to IS/IEC 60947-2
- 16A to 160A, 3P & 4P
- 36kA & 50kA breaking capacities
- Ics=100% Icu
- Adjustable overload setting from 0.25 to 1.0 x In
- Adjustable short-circuit setting from 1.5 to 12 x Ir
- Instantaneous setting from 1.5 to 12 x In
- Switchable thermal memory
- Variable trip class
- Transparent sealable release cover
- Compact size
- Adjustable overload setting from 0.25 to 1.0 x In
- Wide range of accessories

HSN Code : 8536

Type	Release Range (A)	Breaking Capacity Icu/Ics	3 Pole		4 Pole		Std. Pkg.
			Cat. No.	MRP [₹]	Cat. No.	MRP [₹]	
XG1	10-40	36/36kA	XG1L040PE3-LSI	21585	XG1L040PE4-LSI	27065	1
	16-63		XG1L063PE3-LSI	21585	XG1L063PE4-LSI	27065	1
	25-100		XG1L100PE3-LSI	21585	XG1L100PE4-LSI	27065	1
	40-160		XG1N160PE3-LSI	27275	XG1N160PE4-LSI	37910	1
XB2	100-250	36/36kA	XB2N250PE3-LSI	37270	XB2N250PE4-LSI	51065	1
XB3	160-400	36/36kA	XB3N400PE3-LSI	45805	XB3N400PE4-LSI	56650	1
	250-630		XB3N630PE3-LSI	51065	XB3N630PE4-LSI	66445	1
XG1	10-40	50/50kA	XG1V040PE3-LSI	25695	XG1V040PE4-LSI	34325	1
	16-63		XG1V063PE3-LSI	25695	XG1V063PE4-LSI	34325	1
	25-100		XG1V100PE3-LSI	25695	XG1V100PE4-LSI	34325	1
	40-160		XG1H160PE3-LSI	33595	XG1H160PE4-LSI	42435	1
XB2	100-250	50/50kA	XB2H250PE3-LSI	42330	XB2H250PE4-LSI	54645	1
XB3	160-400		XB3H400PE3-LSI	50120	XB3H400PE4-LSI	64760	1
	250-630		XB3H630PE3-LSI	55070	XB3H630PE4-LSI	71805	1
XB4	320-800	50/50kA	XB4H800PE3-LSI	82695	XB4H800PE4-LSI	104135	1
	400-1000		XB4H1000PE3-LSI	115710	XB4H100PE4-LSI	167515	1
	500-1250		XB4H1250PE3-LSI	144460	XB4H1250PE4-LSI	195415	1

@ Motorized version available for XB2 and XB3 Frames (please refer page no.16)

For accessories please refer page No.16 on Table3, 4 & 5

General Information

- Use of phase barriers is mandatory. These are supplied along with MCCBs
- It is recommended to use spreader terminals for enhancing termination capacity
- Spreader terminals are available as accessories, unless otherwise specified against cat. nos.

XF3 Range With Microprocessor Release - LSIG (3 Pole)

XF2 & XF3 Frame - LSIG :
I_{cu}/ I_{cs} 36/36, 50/50 kA

- **Electronic Trip Unit (ETU)-LSIG**
- Overload Setting: 0.4-1.0 In
- Short Circuit Setting: 1.5-10 In
- Earth Fault Setting: 0.2-0.55 In
- Instantaneous Setting: 12 In
- Short Circuit Delay: 50-500 ms
- Earth Fault Delay: 50-500 ms
- Pre Trip Alarm Indication

HSN Code : 8536

Type	Release Range (A)	Breaking Capacity Icu/Ics at 415V AC	3 Pole		Std. Pkg.
			Cat. No.	MRP [₹]	
XF2 range	16 - 40	36/36kA	XF2N040PE-LSIG	36365	1
	25 - 63		XF2N063PE-LSIG	36365	1
	40 - 100		XF2N100PE-LSIG	36365	1
	63 - 160		XF2N160PE-LSIG	41320	1
	100 - 250		XF2N250PE-LSIG#	48070	1
XF3 range	160 - 400	36/36kA	XF3N400PE-LSIG#	62035	1
	250 - 630		XF3N630PE-LSIG#	65670	1
XF2 range	16 - 40	50/50kA	XF2H040PE-LSIG	39545	1
	25 - 63		XF2H063PE-LSIG	39545	1
	40 - 100		XF2H100PE-LSIG	39545	1
	63 - 160		XF2H160PE-LSIG	47630	1
	100 - 250		XF2H250PE-LSIG#	51325	1
XF3 range	160 - 400	50/50kA	XF3H400PE-LSIG#	66340	1
	250 - 630		XF3H630PE-LSIG#	70750	1

Note: Phase barriers are supplied along with all MCCBs.
Spreader terminals available as standard.
(For MCCB without spreader, please contact our nearest branch)
For accessories please refer page No.16 on Table1 & 2

XB Frame - BMR :
I_{cu}/I_{cs} 36/36, 50/50 kA

XB-BMR (LSIG)

- Conforms to IS/IEC 60947-2
- 40A to 1250A, 3P & 4P
- 36kA, 50kA breaking capacities
- Ics=100% Icu
- Adjustable overload setting from 0.4 to 1.0 x In
- Adjustable short-circuit setting from 1.5 to 8 x Ir
- Inbuilt instantaneous Protection
- Inbuilt ground fault protection from 20%-50% of In
- Adjustable neutral overload protection from 50% to 150% of Ir
- Switchable thermal memory
- Variable trip class
- Front LED Indication
- Panel mounted display for current metering & trip record
- Manual, Rotary and Motorised versions available@
- Wide range of accessories

With Microprocessor Release BMR & GMR - LSIG (3 & 4 Pole)

HSN Code : 8536

Type	Release Range (A)	Breaking Capacity Icu/Ics	3 Pole		4 Pole		Std. Pkg.
			Cat. No.	MRP [₹]	Cat. No.	MRP [₹]	
XG1	10-40	36/36kA	XG1L040PE3-LSIG	38015	XG1L040PE4-LSIG	43485	1
	16-63		XG1L063PE3-LSIG	38015	XG1L063PE4-LSIG	43485	1
	25-100		XG1L100PE3-LSIG	38015	XG1L100PE4-LSIG	43485	1
	40-160		XG1N160PE3-LSIG	43695	XG1N160PE4-LSIG	54325	1
XB2	40-100	36/36kA	-	-	XB2V100PE4-LSIG	51380	1
	63-160		-	-	XB2N160PE4-LSIG	60645	1
	100-250		XB2N250PE3-LSIG	51380	XB2N250PE4-LSIG	63700	1
XB3	160-400	36/36kA	XB3N400PE3-LSIG	62010	XB3N400PE4-LSIG	71805	1
	250-630		XB3N630PE3-LSIG	67175	XB3N630PE4-LSIG	82130	1
XG1	10-40	50/50kA	XG1V040PE3-LSIG	42115	XG1V040PE4-LSIG	50755	1
	16-63		XG1V063PE3-LSIG	42115	XG1V063PE4-LSIG	50755	1
	25-100		XG1V100PE3-LSIG	42115	XG1V100PE4-LSIG	50755	1
	40-160		XG1H160PE3-LSIG	50015	XG1H160PE4-LSIG	58855	1
XB2	40-100	50/50kA	-	-	XB2L100PE4-LSIG	57910	1
	63-160		-	-	XB2H160PE4-LSIG	64335	1
	100-250		XB2H250PE3-LSIG	54855	XB2H250PE4-LSIG	67280	1
XB3	160-400	50/50kA	XB3H400PE3-LSIG	65700	XB3H400PE4-LSIG	76970	1
	250-630		XB3H630PE3-LSIG	71385	XB3H630PE4-LSIG	92020	1
XB4	320-800	50/50kA	XB4H800PE3-LSIG	114450	XB4H800PE4-LSIG	137200	1
	400-1000		XB4H1000PE3-LSIG	147404	XB4H1000PE4-LSIG	197310	1
	500-1250		XB4H1250PE3-LSIG	172675	XB4H1250PE4-LSIG	223430	1

@ Motorized version available for XB2 and XB3 Frames

For accessories please refer page No.16 on Table3, 4 & 5

XG1 Frame - GMR :
I_{cu}/ I_{cs}= 36/36, 50/50 kA

XG1-GMR (LSIG)

- Conforms to IS/IEC 60947-2
- 16A to 160A, 3P & 4P
- 36kA & 50kA breaking capacities
- Ics=100% Icu
- Adjustable overload setting from 0.25 to 1.0 x In
- Adjustable short-circuit setting from 1.5 to 10 x Ir
- Adjustable Instantaneous setting, 6 In & 12 In
- Inbuilt ground fault protection from 20%-70% of In
- Adjustable neutral overload protection from 50% to 200% of Ir
- Switchable thermal memory
- Provision for release testing
- Individual fault indication LEDs
- Transparent sealable release cover
- Compact size
- Wide range of accessories

General Information

- Use of phase barriers is mandatory. These are supplied along with MCCBs
- It is recommended to use spreader terminals for enhancing termination capacity
- Spreader terminals are available as accessories, unless otherwise specified against cat. nos.

MCCB for Motor back-up protection

Price Profitable solution for Motor Starter Protection

- **XF1, XF2 & XF3 Frame**
- Conforms to IS/IEC 60947-2
- Range: 32A - 630A
- I_{cu}/ I_{cs} = 50/50kA
- High Performance Compact Size
- Suitability for Isolation
- Rated at 50°C
- Line Load Interchangeability
- Double Insulation
- Magnetic Trip unit

HSN Code : 8536

Type	Release Range (A)	Breaking Capacity Icu/Ics at 415V AC	3 Pole		Std. Pkg.
			Cat. No.	MRP [₹]	
	32		XFV032P-MO	7365	1
XF1 range	40	50/50kA	XFV040P-MO	7365	1
	50		XFV050P-MO	7365	1
	63	50/50kA	XFV063P-MO	7365	1
	80		XFV080P-MO#	7365	1
	100	50/50kA	XFV100P-MO#	9375	1
XF2 range	125		XF2H125P-MO	12500	1
	160	50/50kA	XF2H160P-MO	19140	1
	200		XF2H200P-MO#	22380	1
	250	50/50kA	XF2H250P-MO#	26085	1
XF3 range	320		XF3H320P-MO#	32835	1
	400	50/50kA	XF3H400P-MO#	33640	1
	500		XF3H500P-MO#	37695	1
	630		XF3H630P-MO#	43465	1

Note: Phase barriers are supplied along with all MCCBs.
#Spreader terminals available as standard.
(For MCCB without spreader, please contact our nearest branch)

For accessories please refer page No.16 on Table1 & 2

Accessories - XF Range MCCBs:

Shunt Release

UV Release

ATAC

Table 1 — HSN Code : 8538

Description	Internal		
	Cat. No.	MRP [₹]	Std. Pkg.
Auxiliary + Trip Alarm Contact			
1 C/O + 1C/O (F1, F2 & F3)	XFALAX11	2015	1
2 C/O (F1, F2 & F3)	XFAX2	1980	1
Shunt Release			
220V - 415V F1	XFSHT220V	1735	1
220V - 415V F2	XF2SHT220V	1770	1
220V - 415V F3	XF3SHT220V	2870	1
Under Voltage Release			
240V F1	XFUV240VA	2290	1
240V F2	XF2UV240VA	2315	1
240V F3	XF3UV240VA	3585	1
415V F1	XFUV415VA	2635	1
415V F2	XF2UV415VA	2635	1
415V F3	XF3UV415VA	3585	1

Table 2 — HSN Code : 8538

Description	External		
	Cat. No.	MRP [₹]	Std. Pkg.
Spreader Terminals	ACMF1TP100	500	Set of 6
	ACMF2TP160-T	1970	Set of 6
	ACMF2TP250	1970	Set of 6
Extended Rotary Handle	XF1ROHE	2495	1
	XF2ROHE/XF2ROHE-LSIG	2665	1
	XF3ROHE	5145	1
Direct Rotary Handle	XF1ROHD	1575	1
	XF2ROHD	1640	1
Din Rail	F1DIN	305	1
Phase Barriers	F1PB	145	Set of 4
	F2PB	325	Set of 4
	F3PB	335	Set of 4
MCCB Enclosure	F1EU3P	1330	1
	F2EU3P	2875	1

New

Table 3 — HSN Code : 8538

Description	External		
	Cat. No.	MRP [₹]	Std. Pkg.
Rotary Handle			
XA1, XB0 Direct ROM	XB0A1ROHD	1480	1
XA2, XB1 Direct ROM	XB1A2ROHD	1590	1
XG1 Direct ROM	XG1ROHD	1620	1
XB2 Direct ROM	XB2ROHD	1645	1
XA3, XB3S, XB3 Direct ROM	XB3A3ROHD	2450	1
XA1, XB0 Extended ROM	XB0A1ROHE	1920	1
XA2, XB1 Extended ROM	XB1A2ROHE	2050	1
XG1 Extended ROM	XG1ROHE	2190	1
XB2 Extended ROM	XB2ROHE	2470	1
XA3, XB3S, XB3 Extended ROM	XB3A3ROHE	4030	1
XB4 Extended ROM	XB4ROHE	5120	1
Stored Energy Electrical Operating Mechanism			
XB2 - 240V AC*	35375		
XB3 - 240V AC*	44330		

* Available as customised factory fitted solutions, please contact nearest sales office

Accessories - XB/XG1 Range MCCBs:

Auxiliary Contact

ATAC

Shunt Release

UV Release

Table 4 — HSN Code : 8538

Description	Internal		
	Cat. No.	MRP [₹]	Std. Pkg.
Auxiliary Contact			
XA1, XA2, XB0, XB1 - 1 C/O - Right	XB01A12AUX1	1160	1
XA1, XA2, XB0, XB1 - 2 C/O - Right	XB01A12AUX2	2060	1
XG1 - 1 C/O	XG1AUX1	1160	1
XA3, XB2, XB3S, XB3, XB4 - 1 C/O	XB234A3AUX1	1350	1
XA3, XB2, XB3S, XB3, XB4 - 2 C/O	XB234A3AUX2	2610	1
Trip Alarm Contact			
XA1, XA2, XB0, XB1 - 1 C/O - Right	XB01A12ALR1	1160	1
XG1 - 1 C/O	XG1AUX1	1160	1
XA3, XB2, XB3S, XB3, XB4 - 1 C/O - Right	XB234ALR1	1420	1
Auxiliary 1 C/O + TAC 1 C/O			
XA1, XA2, XB0, XB1 - Right	XB01A12ALAX1	1985	1
XA3, XB2, XB3S, XB3, XB4 - Right	XB234ALAX1	2610	1
Shunt Release			
XA1, XA2, XB0, XB1 - 24V DC - Left	XB01A12SHT24V	2290	1
XA1, XA2, XB0, XB1 - 240/415V AC - Left	XB01A12SHTUNI	2305	1
XG1 - 240V AC	XG1SHT240V	3080	1
XA3, XB2, XB3S, XB3, XB4 - 110/240/415V AC, 110/220V DC	XB234A3SHTUNI	3390	1
Under Voltage Release			
XA1, XA2, XB0, XB1 - 240V AC - Left	XB01A12UV240V	3820	1
XG1 - 240V AC	XG1UV240V	3870	1
XA3, XB2, XB3S, XB3 - 240V AC - Left	XB23UV240V	4710	1
XB4 - 240V AC - Left	XB4UV240V	5370	1

** Use these catcode of UV with they look MCCBs only

Table 5 — HSN Code : 8538

Description	External		
	Cat. No.	MRP [₹]	Std. Pkg.
Spreader Terminals - 3 Pole			
XA1, XB0-100 - 3 Pole	XB0A1100TPST	460	Set of 6
XA1, XB0-125D - 3 Pole	XB0A1125TPST	610	Set of 6
XG1 - 160 - 3 Pole	XG160TPST	1890	Set of 6
XA2, XB1, XB2 - 250 - 3 Pole	XB12A2250TPST	1975	Set of 6
XA3, XB3S/XB3-400 - 3 Pole	XB3400TPST	3880	Set of 6
XB3-630 - 3 Pole	XB3630TPST	4500	Set of 6
XB4-800 - 3 Pole	XB4800TPST	9480	Set of 6
XB4-1000 - 3 Pole	XB41000TPST	18970	Set of 12
XB4-1250 - 3 Pole	XB41250TPST	37450	Set of 6
Spreader Terminals - 4 Pole			
XA1, XB0-100 - 4 Pole	XB0A1100FPST	725	Set of 8
XA1, XB0-125D - 4 Pole	XB0A1125FPST	870	Set of 8
XG1 - 160 - 4 Pole	XG160FPST	2470	Set of 8
XA2, XB1, XB2 - 250 - 4 Pole	XB12A2250FPST	2610	Set of 8
XA3, XB3S/XB3-400 - 4 Pole	XB3400FPST	5580	Set of 8
XB3-630 - 4 Pole	XB3630FPST	5710	Set of 8
XB4-800 - 4 Pole	XB4800FPST	12120	Set of 8
XB4-1000 - 4 Pole	XB41000FPST	24140	Set of 16
XB4-1250 - 4 Pole	XB41250FPST	47980	Set of 8

Note: Phase barriers are supplied along with MCCBs

MCB

BCH

HSN Code : 8536

Pole	Standard pack of	Rating	B Curve Cat. No.	MRP [₹]	C Curve Cat. No.	MRP (per unit)[₹]	Rating	Lower Rating Cat. No.	MRP (per unit)[₹]
1P	12 units	6A	BCHX10SPB06	285	BCHX10SPC06	285	0.5A	BCHX10SPCL5	480
		10A	BCHX10SPB10	285	BCHX10SPC10	285	1A	BCHX10SPC01	480
		16A	BCHX10SPB16	285	BCHX10SPC16	285	2A	BCHX10SPC02	480
		20A	BCHX10SPB20	285	BCHX10SPC20	285	3A	BCHX10SPC03	480
		25A	BCHX10SPB25	285	BCHX10SPC25	285	4A	BCHX10SPC04	480
		32A	BCHX10SPB32	285	BCHX10SPC32	285	5A	BCHX10SPC05	480
		40A	BCHX10SPB40	665	BCHX10SPC40	665			
		50A	BCHX10SPB50	665	BCHX10SPC50	665			
		63A	BCHX10SPB63	675	BCHX10SPC63	675			
1P+N	6 units	6A			BCHX10SNC06	960			
		10A			BCHX10SNC10	960			
		16A			BCHX10SNC16	960			
		20A			BCHX10SNC20	960			
		25A			BCHX10SNC25	960			
		32A			BCHX10SNC32	960			
		40A			BCHX10SNC40	1430			
		50A			BCHX10SNC50	1430			
		63A			BCHX10SNC63	1475			
2P	6 units	6A	BCHX10DPB06	1010	BCHX10DPC06	1010	0.5A	BCHX10DPCL5	1425
		10A	BCHX10DPB10	1010	BCHX10DPC10	1010	1A	BCHX10DPC01	1425
		16A	BCHX10DPB16	1010	BCHX10DPC16	1010	2A	BCHX10DPC02	1425
		20A	BCHX10DPB20	1010	BCHX10DPC20	1010	3A	BCHX10DPC03	1425
		25A	BCHX10DPB25	1010	BCHX10DPC25	1010	4A	BCHX10DPC04	1425
		32A	BCHX10DPB32	1010	BCHX10DPC32	1010	5A	BCHX10DPC05	1425
		40A	BCHX10DPB40	1575	BCHX10DPC40	1575			
		50A	BCHX10DPB50	1575	BCHX10DPC50	1575			
		63A	BCHX10DPB63	1620	BCHX10DPC63	1620			
3P	4 units	6A	BCHX10TPB06	1595	BCHX10TPC06	1595	0.5A	BCHX10TPCL5	1950
		10A	BCHX10TPB10	1595	BCHX10TPC10	1595	1A	BCHX10TPC01	1950
		16A	BCHX10TPB16	1595	BCHX10TPC16	1595	2A	BCHX10TPC02	1950
		20A	BCHX10TPB20	1595	BCHX10TPC20	1595	3A	BCHX10TPC03	1950
		25A	BCHX10TPB25	1595	BCHX10TPC25	1595	4A	BCHX10TPC04	1950
		32A	BCHX10TPB32	1595	BCHX10TPC32	1595	5A	BCHX10TPC05	1950
		40A	BCHX10TPB40	2420	BCHX10TPC40	2420			
		50A	BCHX10TPB50	2420	BCHX10TPC50	2420			
		63A	BCHX10TPB63	2485	BCHX10TPC63	2485			
3P+N	3 units	6A			BCHX10TNC06	2050			
		10A			BCHX10TNC10	2050			
		16A			BCHX10TNC16	2050			
		20A			BCHX10TNC20	2050			
		25A			BCHX10TNC25	2050			
		32A			BCHX10TNC32	2050			
		40A			BCHX10TNC40	2775			
		50A			BCHX10TNC50	2775			
		63A			BCHX10TNC63	2840			
4P	3 units	6A	BCHX10FPB06	2140	BCHX10FPC06	2140	0.5A	BCHX10FPCL5	2675
		10A	BCHX10FPB10	2140	BCHX10FPC10	2140	1A	BCHX10FPC01	2675
		16A	BCHX10FPB16	2140	BCHX10FPC16	2140	2A	BCHX10FPC02	2675
		20A	BCHX10FPB20	2140	BCHX10FPC20	2140	3A	BCHX10FPC03	2675
		25A	BCHX10FPB25	2140	BCHX10FPC25	2140	4A	BCHX10FPC04	2675
		32A	BCHX10FPB32	2140	BCHX10FPC32	2140	5A	BCHX10FPC05	2675
		40A	BCHX10FPB40	3050	BCHX10FPC40	3050			
		50A	BCHX10FPB50	3050	BCHX10FPC50	3050			
		63A	BCHX10FPB63	3125	BCHX10FPC63	3125			

ISOLATORS

HSN Code : 8536

Poles	Standard Pack of	Rating	Cat. No.	MRP (per unit) [₹]
2P	6 units	40A	BCHISODP40	685
	6 units	63A	BCHISODP63	845
3P	4 units	40A	BCHISOTP40	1220
	4 units	63A	BCHISOTP63	1395
4P	3 units	40A	BCHISOFP40	1430
	3 units	63A	BCHISOFP63	1550

MCB DISTRIBUTION BOXES

HSN Code : 8537

No. Of Way	No. of Modules (Incoming + Outgoing)	Cat. No. (Single Door)	MRP [₹]
4 WAY	4	BCHPSPNSD04W	1340
6 WAY	6	BCHPSPNSD06W	1430
8 WAY	8	BCHPSPNSD08W	1680
12 WAY	12	BCHPSPNSD12W	2200
16 WAY	16	BCHPSPNSD16W	2815

No. Of Way	Cat. No. (Double Door)	MRP [₹]
4 WAY	BCHPSPNDD04W	2155
6 WAY	BCHPSPNDD06W	2205
8 WAY	BCHPSPNDD08W	2530
12 WAY	BCHPSPNDD12W	3390
16 WAY	BCHPSPNDD16W	4330

No. Of Way	No. of Modules (Incoming + Outgoing)	Cat. No. (Single Door)	MRP [₹]
4 WAY	4	BCHPHTPNSD04W	4350
6 WAY	6	BCHPHTPNSD06W	5215
8 WAY	8	BCHPHTPNSD08W	5740

No. Of Way	Cat. No. (Double Door)	MRP [₹]
4 WAY	BCHPHTPNDD04W	5450
6 WAY	BCHPHTPNDD06W	6780
8 WAY	BCHPHTPNDD08W	8420

HSN Code : 8537

Description	No. of Modules (Incoming + Outgoing)	Cat. No. (Single Door)	MRP [₹]		MRP [₹]
4 WAY, SPN DB	4	BCHSPNSD04W	1360	BCHSPNDD04W	2215
6 WAY, SPN DB	6	BCHSPNSD06W	1450	BCHSPNDD06W	2270
8 WAY, SPN DB	8	BCHSPNSD08W	1705	BCHSPNDD08W	2600
12 WAY, SPN DB	12	BCHSPNSD12W	2235	BCHSPNDD12W	3480
16 WAY, SPN DB	16	BCHSPNSD16W	2855	BCHSPNDD16W	4445

HSN Code : 8537

Description	No. of Modules (Incoming + Outgoing)	Cat. No. (Single Door)	MRP [₹]	Cat. No. (Double Door)	MRP [₹]
4 WAY, HTPN DB	8+12	BCHHTPNSD04W	4470	BCHHTPNDD04W	5600
6 WAY, HTPN DB	8+18	BCHHTPNSD06W	5360	BCHHTPNDD06W	6965
8 WAY, HTPN DB	8+24	BCHHTPNSD08W	5900	BCHHTPNDD08W	8650
12 WAY, HTPN DB	8+36	BCHHTPNSD12W	7825	BCHHTPNDD12W	12375

HSN Code : 8537

Description	Cat. No.	No. of Modules (Incoming + Outgoing)	MRP [₹]
4 WAY, DD, MCB I/C, VERTICAL TPN DB	BCHVTPNDD04W-A	8+12	12140
6 WAY, DD, MCB I/C, VERTICAL TPN DB	BCHVTPNDD06W-A	8+18	15195
8 WAY, DD, MCB I/C, VERTICAL TPN DB	BCHVTPNDD08W-A	8+24	17115
12 WAY, DD, MCB I/C, VERTICAL TPN DB	BCHVTPNDD12W-A	8+36	21865

All above DB's are double door

HSN Code : 8537

Description	Cat. No.	Suitable for Resilient MCCB Frame	MRP [₹]
4 WAY, DD, 125A, MCCB I/C, VERTICAL TPN DB	BCHVTPNDD04W-B	FRAME 1	16540
8 WAY, DD, 125A, MCCB I/C, VERTICAL TPN DB	BCHVTPNDD08W-B	FRAME 1	18955
12 WAY, DD, 125A, MCCB I/C, VERTICAL TPN DB	BCHVTPNDD12W-B	FRAME 1	25675
4 WAY, DD, 250A, MCCB I/C, VERTICAL TPN DB	BCHVTPNDD04W-C	FRAME 2	20150
8 WAY, DD, 250A, MCCB I/C, VERTICAL TPN DB	BCHVTPNDD08W-C	FRAME 2	24625
12 WAY, DD, 250A, MCCB I/C, VERTICAL TPN DB	BCHVTPNDD12W-C	FRAME 2	28750

All above DB's are double door

HSN Code : 8537

Description	Cat. No.	Suitable for Resilient MCCB Frame	MRP [₹]
4 WAY, DD 125A 4P MCCB I/C, VERTICAL TPN DB	BCHVTPNDD04W-XA1B0	FRAME 1	17370
8 WAY,DD,125A,4P MCCB I/C, VERTICAL TPN DB	BCHVTPNDD08W-XA1B0	FRAME 1	19905
12 WAY,DD,125A,4P MCCB I/C,VERTICAL TPN DB	BCHVTPNDD12W-XA1B0	FRAME 1	26960

HSN Code : 8537

Description	Cat. No.	No. of Modules (Incoming + Outgoing)	MRP [₹]
4 WAY, DD,7 SEGMENT PHASE SEGREGATED DB	BCHPHSGDD04W	8+12+12	18180
6 WAY, DD,7 SEGMENT PHASE SEGREGATED DB	BCHPHSGDD06W	8+12+18	20480
8 WAY, DD,7 SEGMENT PHASE SEGREGATED DB	BCHPHSGDD08W	8+12+24	22870
12 WAY, DD,7 SEGMENT PHASE SEGREGATED DB	BCHPHSGDD12W	8+12+36	29060

All above DB's are double door

HSN Code : 8537

Description	Cat. No.	No. of Modules (Incoming + Outgoing)	MRP [₹]
4 WAY, 40A, DD, PHASE SELECTOR DB	BCHPHSLDD04W-40		18700
6 WAY, 40A, DD, PHASE SELECTOR DB	BCHPHSLDD06W-40		19200
8 WAY, 40A, DD, PHASE SELECTOR DB	BCHPHSLDD08W-40		21500
12 WAY, 40A, DD, PHASE SELECTOR DB	BCHPHSLDD12W-40		24500
4 WAY, 63A, DD, PHASE SELECTOR DB	BCHPHSLDD04W-63		18850
6 WAY, 63A, DD, PHASE SELECTOR DB	BCHPHSLDD06W-63		19500
8 WAY, 63A, DD, PHASE SELECTOR DB	BCHPHSLDD08W-63		22400
12 WAY, 63A, DD, PHASE SELECTOR DB	BCHPHSLDD12W-63		24900

All above DB's are double door

HSN Code : 8537

Description	Cat. No.	No. of Modules (Incoming + Outgoing)	MRP [₹]
2 ROW, 13 MODULE, DD, ROW DB	BCHROWDB2R13	13	8310
3 ROW, 13 MODULE, DD, ROW DB	BCHROWDB3R13	13	9790
4 ROW, 13 MODULE, DD, ROW DB	BCHROWDB4R13	13	10850

All above DB's are double door

HSN Code : 8537

Description	Cat. No.	No. of Modules (Incoming + Outgoing)	MRP [₹]
SPN-10A, P&S DB	BCHPSDBSPN10		1680
SPN-20A, P&S DB	BCHPSDBSPN20		1680
TPN-20A, P&S DB	BCHPSDBTPN20		4810
TPN-30A, P&S DB	BCHPSDBTPN30		4810

HSN Code : 8537

Description	Cat. No.	No. of Modules (Incoming + Outgoing)	MRP [₹]
SP, ONE WAY MCB DB	BCHOWMCBDBSP		695
DP, ONE WAY MCB DB	BCHOWMCBDBDP		695
TP, ONE WAY MCB DB	BCHOWMCBDBTP		750
FP, ONE WAY MCB DB	BCHOWMCBDBFP		750

RCCB 10kA

RCCB, Double Pole

HSN Code : 8536

Description	Cat. No.	MRP [₹]
25A - 30mA	BCHRCBR030DPC25	3860
40A - 30mA	BCHRCBR030DPC40	3945
63A - 30mA	BCHRCBR030DPC63	5300
25A - 100mA	BCHRCBR100DPC25	3905
40A - 100mA	BCHRCBR100DPC40	4050
63A - 100mA	BCHRCBR100DPC63	5415
25A - 300mA	BCHRCBR300DPC25	3905
40A - 300mA	BCHRCBR300DPC40	4335
63A - 300mA	BCHRCBR300DPC63	5415

All above RCCB's are 'AC' type

RCCB, Four Pole

HSN Code : 8536

Description	Cat. No.	MRP [₹]
25A - 30mA	BCHRCBR030FPC25	4975
40A - 30mA	BCHRCBR030FPC40	5120
63A - 30mA	BCHRCBR030FPC63	5760
25A - 100mA	BCHRCBR100FPC25	5120
40A - 100mA	BCHRCBR100FPC40	5340
63A - 100mA	BCHRCBR100FPC63	5760
25A - 300mA	BCHRCBR300FPC25	5120
40A - 300mA	BCHRCBR300FPC40	5365
63A - 300mA	BCHRCBR300FPC63	5760

All above RCCB's are 'AC' type

Zone:	*Effects*
Zone 1:	Usually no reactions.
Zone 2:	Usually no harmful effects.
Zone 3:	Muscle cramps can occur. There is normally no danger of ventricular fibrillation.
Zone 4:	Ventricular fibrillation may occur which can be fatal.

RCCB, Double Pole

HSN Code : 8536

Description	Cat. No.	MRP [₹]
25A - 30mA	BCHRCB030DPC25	3930
40A - 30mA	BCHRCB030DPC40	4015
63A - 30mA	BCHRCB030DPC63	5395
25A - 100mA	BCHRCB100DPC25	3970
40A - 100mA	BCHRCB100DPC40	4120
63A - 100mA	BCHRCB100DPC63	5515
25A - 300mA	BCHRCB300DPC25	3970
40A - 300mA	BCHRCB300DPC40	4410
63A - 300mA	BCHRCB300DPC63	5515

All above RCCB's are 'AC' type

RCCB, Four Pole

HSN Code : 8536

Description	Cat. No.	MRP [₹]
25A - 30mA	BCHRCB030FPC25	5065
40A - 30mA	BCHRCB030FPC40	5215
63A - 30mA	BCHRCB030FPC63	5865
25A - 100mA	BCHRCB100FPC25	5215
40A - 100mA	BCHRCB100FPC40	5440
63A - 100mA	BCHRCB100FPC63	5865
25A - 300mA	BCHRCB300FPC25	5215
40A - 300mA	BCHRCB300FPC40	5460
63A - 300mA	BCHRCB300FPC63	5865

All above RCCB's are 'AC' type

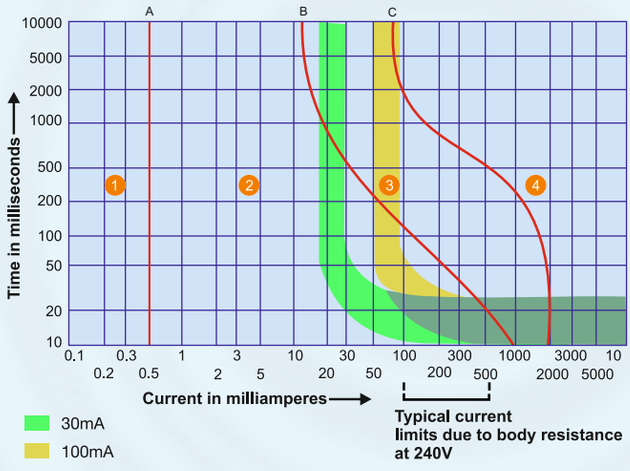

Effect of Current

Zone	Effects
Zone 1	Usually no reactions
Zone 2	Usually no harmful effects
Zone 3	Muscle cramps can occur. There is normally no danger of ventricular fibrillation.
Zone 4	Chances of ventricular fibrillation increased upto 5% (Curve C2) upto 50% (Curve C3) and above 50% beyond Curve C3. Effects such as cardiac arrest, breathing arrest and heavy burns may also occur.

X-Line TPN S-D-F suitable for DIN fuse-link (TPN & FP) in open execution

- Range 32A to 800A, 415V, AC 23A
- Conforms to IS/IEC 60947-3
- Terminal Shrouds on both sides and Phase Barriers included
- Telescopic shaL for depth adjustment
- TPN SDF has isolable neutral
- 4P SDF has Switched Neutral Pole and is 100% rated
- Door interlock & padlock facility

HSN Code : 8537

Size	Rated Current (A)	Suitable Fuse link for reference		Open Execution type TPN SDF - Suitable for DIN Fuse - link				Open Execution type FP SDF - Suitable for DIN Fuse -link			
		Type	Range (A)	Type	Cat No.	MRP [₹]	Std. Pkg (Nos.)	Type	Cat No.	MRP [₹]	Std. Pkg (Nos.)
Frame 1	32	HF Size 14x51	2 to 32	32 TPN / FP	BXL95518	3050	1	32 TPN / FP	BXL95518	3050	1
	32	HF Size 14x51	2 to 32	32 TPN / FP CE*	BXL95703*	2640	1	32 TPN / FP CE*	BXL95703	2640	1
	63	HF Size 14x51	2 to 63	63 TPN / FP	BXL95421	4010	1	63 TPN / FP	BXL95421	4010	1
	63	HF Size 14x51	2 to 63	63 TPN / FP CE*	BXL95704*	3580	1	63 TPN / FP CE*	BXL95704	3580	1
Frame 2	100	Size 000/00	63 to 100	100 TPN	BXL95568	7460	1	100 FP	BXL90496	8720	1
	125	Size 000/00	63 to 125	125 TPN	BXL95001	9670	1	125 FP	BXL90497	10850	1
	160	Size 000/00	63 to 160	160 TPN	BXL95713	10400	1	160 FP	BXL90498	12160	1
Frame 3	200	Size 0	80 to 200	200 TPN	BXL95418	14040	1	200 FP	BXL90471	17370	1
	250	Size 1	125 to 250	250 TPN	BXL95642	16340	1	250 FP	BXL90472	19680	1
Frame 4	315	Size 1	125 to 315	315 TPN	BXL95461	19570	1	315 FP	BXL90473	23880	1
	400	Size 2	200 to 400	400 TPN	BXL95481	23880	1	400 FP	BXL90480	27080	1
Frame 5	630	Size 3	315 to 630	630 TPN	BXL95521	39940	1	630 FP	BXL90481	45660	1
	800	Size 3	315 to 800	800 TPN	BXL95679	42980	1	800 FP	BXL90482	51880	1

* 'CE' handle has door interlock facility without defeat feature

Note: Add a suffix "OOOO" for all the above mentioned catcodes

X - Line TPN SDF in SS Enclosure

- Range 32A to 800A, 415V, AC 23A
- Spacious Sheet Steel Enclosure
- Separate cable gland box not required
- Terminal Shrouds on both sides and Phase Barriers included
- Conforms to IS/IEC 60947-3
- Suitable for Cylindrical/DIN fuse-link
- Door interlock & padlock facility

HSN Code : 8537

Size	Rated Current (A)	Suitable Fuse link for reference		In sheet steel Enclosure Type TPN SDF Suitable for DIN Fuse -link			
		Type	Range (A)	Type	Cat No.	MRP (₹)	Std. Pkg (Nos.)
Frame 1	32	HF Size 14x51	2 to 32	32 TPN / FP CE*	BXLENC90483*	7160	1
	63	HF Size 14x51	2 to 63	63 TPN / FP CE*	BXLENC90484*	8550	1
Frame 2	100	Size 000/00	63 to 100	100 TPN	BXLENC90485	13780	1
	125	Size 000/00	63 to 125	125 TPN	BXLENC90486	15630	1
	160	Size 000/00	63 to 160	160 TPN	BXLENC90487	16380	1
Frame 3	200	Size 0	80 to 200	200 TPN	BXLENC90488	23660	1
	250	Size 1	125 to 250	250 TPN	BXLENC90489	26070	1
Frame 4	315	Size 1	125 to 315	315 TPN	BXLENC90490	30270	1
	400	Size 2	200 to 400	400 TPN	BXLENC90491	34000	1
Frame 5	630	Size 3	315 to 630	630 TPN	BXLENC90492	53060	1
	800	Size 3	315 to 800	800 TPN	BXLENC90493	56370	1

* 'CE' handle has door interlock facility without defeat feature
Note: Add a suffix "OOOO" for all the above mentioned catcodes

- Range 32A to 630A, 415V, AC 23A
- Conforms to IS/IEC 60947-3
- Terminal Shrouds on both sides and Phase Barriers included
- Telescopic shaL for depth adjustment
- Door interlock & padlock facility
- Also for 220V DC & 240V AC appluca on

HSN Code : 8537

Size	Rated Current (A)	Suitable Fuse link for reference	2P SDF Suitable for DIN Fuse link - Open Execution			
			Type	Cat No.	MRP [₹]	Std. Pkg (Nos.)
Frame 1	32	HF Size 14x51	32 2P	BXL95594	2390	1
	63	HF Size 14x51	63 2P	BXL95595	3330	1
Frame 2	100	Size 000/00	100 2P	BXL35086	5850	1
	125	Size 000/00	125 2P	BXL35087	8360	1
	160	Size 000/00	160 2P	BXL35088	8710	1
Frame 3	200	Size 0	200 2P	BXL35089	11020	1
	250	Size 1	250 2P	BXL31674	13180	1
Frame 4	315	Size 1	315 2P	BXL38930	16320	1
	400	Size 2	400 2P	BXL31676	18380	1
Frame 5	630	Size 3	630 2P	BXL35090	30790	1

Note: Add a suffix "OOOO" for all the above mentioned catcodes

2 Pole - Din Type Fuse link

X-Line SDF suitable for BS fuse-link (TPN) in open execution

- Range 32A to 630A, 415V, AC 23A
- Conforms to IS/IEC 60947-3
- Terminal Shrouds on both sides and Phase Barriers included
- Telescopic shaL for depth adjustment
- Door interlock & padlock facility

HSN Code : 8537

Size	Rated Current (A)	Suitable Fuse link for reference	TPN SDF Suitable for BOLTED Fuse link - Open Execution			
			Type	Cat No.	MRP [₹]	Std. Pkg (Nos.)
Frame 1	32	A1L	32 TPN	BXL95653	2830	1
	63	A1L	63 TPN	BXL95651	3820	1
Frame 2	100	A4	100 TPN	BXL95570	7320	1
	125	A4	125 TPN	BXL95009	9550	1
	160	A4	160 TPN	BXL95714	9960	1
Frame 3	200	B1 / B2	200 TPN	BXL95588	13560	1
	250	B2 / B3	250 TPN	BXL95682	16320	1
Frame 4	315	B3	315 TPN	BXL95590	19560	1
	400	B4	400 TPN	BXL95591	23450	1
Frame 5	630	C2	630 TPN	BXL95592	39540	1

Note: Add a suffix "OOOO" for all the above mentioned catcodes

TPN Bolted Type Fuse link

X-Line SDF - Spares & Accessories

HSN Code : 8538

Description			Type	Cat No.	MRP [₹]	Std. Pkg (Nos.)
	Auxiliary Contact Kit (1NO + 1 NC)		32/63	BXL91302	630	1
			100/125/160	BXL91328	760	1
			200/250	BXL91329	1030	1
			315/400/630/800	BXL91330	1090	1
	2nd Aux. Contact (1NO + 1NC)		32/63	BXL90670	690	1
			100 to 1000	BXL90696	800	1
	Earthing Link		32 to 1000@	BXL90396	620	1
Terminal Shroud Kit			32/63	BXL91190	220	1
			100/125/160	BXL91137	270	1
			200/250	BXL91335	770	1
			315/400	BXL91346	790	1
			630/800	BXL91347	840	1
	Handle Assembly - A		32/63	BXL91257	610	1
			100 to 250	BXL91258	1290	1
			315/400/630/800	BXL91259	1420	1
	Handle Assembly - B		32/63	BXL91277	610	1
			100 to 250	BXL91278	1290	1
			315/400/630/800	BXL91279	1420	1
	Handle Assembly - CE		32/63	BXL91337	360	1
Interphase Barrier Kit			200	BXL91343	550	1
			315/400	BXL91344	570	1
			630/800	BXL91345	590	1
	Castell Type Lock	A	100/125/160/200/250	BXL00333	3010	1
		B		BXL00334	3010	1
		C		BXL00335	3010	1
		D		BXL00336	3010	1
		A	315/400/630/800	BXL00345	3010	1
		B		BXL00346	3010	1
		C		BXL00347	3010	1
		D		BXL00348	3010	1
	Switched Neutral Kit		100/125/160	BXL95233	5720	1
			200/250	BXL95516	6100	1
			315/400	BXL95517	6590	1
			630/800	BXL95546	9250	1

@For terminating earth busbar upto 25mm width. Order Qty 1 for 10 earthing links
Note: Add a suffix "OOOO" for all the above mentioned catcodes

Switch Disconnector Fuse Units

Suitable for DIN / BOLTED fuses in open execution

TUFLINE 11

HSN Code : 8536

Rating (A) AC-23A	Cat No.	Fuse Type	Type	MRP [₹]
32A	PSFS323ND00	DIN	TPN	2810
32A	PSFS323ND000	DIN	TPN	2810
32A	PSFS323NB	Bolted	TPN	2810
32A	PSFS323B	Bolted	TP	2920
63A	PSFS633ND00	DIN	TPN	4000
63A	PSFS633ND000	DIN	TPN	4000
63A	PSFS633NB	Bolted	TPN	3890
63A	PSFS633B	Bolted	TP	4000
100	PSFS1003*	DIN/Bolted	TP	8870
100	PSFS1003N*	DIN/Bolted	TPN	8870
125	PSFS1253*	DIN/Bolted	TP	11990
125	PSFS1253N*	DIN/Bolted	TPN	11990
160	PSFS1603*	DIN/Bolted	TP	12295
160	PSFS1603N*	DIN/Bolted	TPN	13350
200	PSFS2003B	Bolted	TP	13860
200	PSFS2003NB	Bolted	TPN	14300

* Use suffix 'D' for DIN type, 'B' for bolted type

Switch Disconnector

HSN Code : 8536

Rating (A) AC-23A	Cat No.	Fuse Type	Type	MRP [₹]
32A	PSSD323N	-	TPN	2585
63A	PSSD633N	-	TPN	3545
100A	PSSD1003N	-	TPN	8070
125A	PSSD1253N	-	TPN	10025
160A	PSSD1603N	-	TPN	11300
200A	PSSD2003N	-	TPN	11820

Fuse Switch Units Type FS

HSN Code : 8538

Rating (A) AC-23A	Cat No.	Fuse Type	Type	MRP [₹]
32A	FS0N	BOLTED	TP	3590
63A	FS1N	BOLTED	TP	4820
Shroud	AC21TS			260
1NO+1NC	AC21EB11	for FS0 / FS1N		790
Neutral	AC21L	for FS0 / FS1N-		380
Handle assembly-32A	SP21FS0H	for FS0		530
Handle assembly-63A	SP21FS1H	for FS1		530

On/Off indication from top window



Switch Disconnector Fuse

- Conforms to IS 13947-3
- TPN/TP version
- AC 23A duty
- Mechanism with 4 Breaks per pole
- Handle with door interlock and padlock

Facility to lock the contact carrier

Controlgear

- BRAVO SERIES CONTACTORS
- FREEDOM / FS1 CONTACTORS
- CITATION SERIES
- AGRI CONTACTORS
- CAPACITY DUTY CONTACTORS
- DEFINITE PURPOSE CONTACTORS

- **Contactors**
- **Overload Relays**
- **Electronic Over Current Relay**
- **Motor Protection Circuit Breaker**
- **Solid State Relay**



www.bchindia.com

FREEDOM / FS1 RANGE



- Conforms to IEC 60947-4-1 / IS 13947
- No derating upto -20°C to 60°C
- 3 Pole and 4 Pole versions
- Widest Range from 6A to 1200A in 7 frame sizes
- Snap Open design for easy inspection
- Self Lifting Screws for quick termination
- Superior grade material with high temperature withstand capacity : Ideal for stringent applications
- Most compact design
- Low VA burden coils
- Successfully tested for Type - 2 coordination



- Range : 5 to 60 KVAR
- Enhanced equipment life
- Compact design
- Conforms to IEC 60947-4-1 & IS 13947-4-1 (AC-6b) utilization category

Design Flexibility



- Interlocking 2 Different frames using a common Mechanical Interlock (Upto 75A)

BCH Series : 400A to 1200A

- Conforms to IEC60947-4-1 / IS 13947
- Insulation voltage upto 1000V
- Universal Control : Same coil for AC and DC Supply
- Delayed Drop Off feature for networks with transient power problem ensuring continuity of power supply
- Special magnet design for reduced shock and vibration
- Front open design for ease of inspection

BRAVO Series CONTACTOR

New

- Range: 6A to 95A (3P & 4P)
- Common accessories
- Wide band coil as standard

BRAVO Series

CONTACTOR

New

- Range: 6A to 95A (3P & 4P)
- Common accessories
- Wide band coil -30% to +20%
- Operating Temp - 20ºC to +55ºC

BHARTIA
BCH

BCH
ELECTRIC
LIMITED

Corporate & Registered Office : 1105, New Delhi House, 27, Barakhamba Road, New Delhi - 110 001, Tel. : 91-11-43673100
E-mail : marketing@bchindia.com • www.bchindia.com
Works 1 : 20/4, Mathura Road, Faridabad - 121 006 (Haryana) Tel. : 0129-4063000/4293000 Fax : 0129-2304024
Works 2 : 64-68, Sector-7, IIE, Pant Nagar, Rudrapur, Udham Singh Nagar - 263 153 (Uttrakhand) Tel. : 05944-250214/16 Fax : 05944-250215

New

FS1 Contactor

BHARTIA BCH

- Range 9A to 80A, 415V AC3
- Conforms to IS / IEC 60947-4-1
- 3Poles with 1NO/NC Aux Contact as standard
- Rated Operational Voltage 415V
- Rated Insulation Voltage 690V
- Rated Impulse Voltage 6kV
- Ambient Temp - 20^0C to $+60^0$C

FS1 Contactor

HSN Code : 8536

Size	AC1 Rating	AC3 Rating 415V AC			Aux Contact	Cat Code	MRP [₹]
		Amp	HP	KW			
B	20	9	5.5	4	1NO	CN14BNS3*	1445
					1NC	CN14BNC3*	
C	20	12	7.5	5.5	1NO	CN14CNS3*	1630
					1NC	CN14CNC3*	
D	20	16	10	7.5	1NO	CN14DNS3*	1810
					1NC	CN14DNC3*	
D	22	18	10	7.5	1NO	CN14D1NS3*	1900
					1NC	CN14D1NC3*	
E	40	25	15	11	1NO	CN14EN3*10	2450
					1NC	CN14EN3*01	
F	40	32	20	15	1NO	CN14FN3*10	5220
					1NC	CN14FN3*01	
F1	40	38	30	22	1NO	CN14F1N3*10	7455
					1NC	CN14F1N3*01	
G	60	40	30	22	1NO + 1NC	CN14GN3*11	7820
H	75	50	33.5	25	1NO + 1NC	CN14HN3*11	9630
J	80	65	50	37	1NO + 1NC	CN14JN3*11	13090
K2	100	80	53	40	1NO + 1NC	CN14K2N3*11	15315

* For standard coil voltage codes refer Page No.39

Note: FS1 Contactors are also available in 2Pole version with AC Coil voltages. Please contact nearest sales office for more details

Freedom Series 3 Pole (AC Control)

HSN Code : 8536

Size	AC1 Rating	AC3 Rating 415 V			Aux. Contact	Cat. No.	MRP [₹]	Lot Size
		A	HP	KW				
A	20	6	3	2.2	1NO	CE15ANS3 ▪ B-N	1495	1
					1NC	CE15ANC3 ▪ B-N		
B	20	9	5.5	4	1NO	CE15BNS3 ▪ B-N	1545	
					1NC	CE15BNC3 ▪ B-N		
C	20	12	7.5	5.5	1NO	CE15CNS3 ▪ B-N	1775	
					1NC	CE15CNC3 ▪ B-N		
D	32	16	10	7.5	1NO	CE15DN3.▪.B10-N	1990	
					1NC	CE15DN3.▪.B01-N		
	32	18	10	7.5	1NO	CE15D1N3.▪.B10-N	2000	
					1NC	CE15D1N3.▪.B01-N		
E	40	25	15	11	1NO	CE15EN3.▪.B10-N	2790	
					1NC	CE15EN3.▪.B01-N		
F	40	32	20	15	1NO	CE15FN3.▪.B10-N	5530	
					1NC	CE15FN3.▪.B01-N		
G	60	40	30	22	1NO+1NC	CE15GN3▪	8350	1
					-	CE15GN3 ▪ NB	7910	
H	75	50	33.5	25	1NO+1NC	CE15HN3▪	10500	
					-	CE15HN3▪ NB	10100	
J	80	65	50	37	1NO+1NC	CE15JN3▪	14270	
					-	CE15JN3▪ NB	13870	
K	80	73	50	37	1NO+1NC	CE15KN3▪	14660	
					-	CE15KN3▪ NB	14195	
	80	75	50	37	1NO+1NC	CE15K1N3▪	14790	
					-	CE15K1N3▪NB	14270	
K-1	115	80	53	40	1NO+1NC	BCH15KT.3.11.▪	16355	1
L	125	95	62	47	1NO+1NC	BCH15LT.3.11.▪	19755	
# M	135	110	80	60	1NO+1NC	BCH15MT.3.11.▪	24260	
# N	230	150	100	75	1NO+1NC	BCH15NT.3.11.▪	32275	1
# P	250	175	125	95	1NO+1NC	BCH15PT.3.11.▪	40220	
R	300	200	150	100	1NO+1NC	MCE15RN3 ▪7	49465	
S0	315	265	186	140	1NO+1NC	MCE15S0N3 ▪7	57760	
@ S	315	300	220	160	1NO+1NC	MCE15SN3 ▪7	63785	

With Universal AC/DC coil
@ 325A, AC3 rating is also available on request



Freedom Series 3 Pole (AC/DC Control)

HSN Code : 8536

Size	AC1 Rating(A)	AC3 Rating 415 V			Aux. Contact	Cat. No.	MRP [₹]
		A	HP	KW			
BCH54	600	400	320	240	2NO+2NC	BCH54.3.22. ▪	81825
BCH55	600	450	320	240	2NO+2NC	BCH55.3.22. ▪	105205
BCH57	760	550	420	315	2NO+2NC	BCH57.3.22. ▪	118585
BCH62	1000	700	533	400	2NO+2NC	BCH62.3.22. ▪	210475
BCH64	1000	860	666	500	2NO+2NC	BCH64.3.22. ▪	339565
BCH76	1200	1000	800	600	1NO+2NC	BCH76.3.12. ▪	616025
BCH78	1350	1200	933	700	1NO+2NC	BCH78.3.12. ▪	652905

▪ For Standard Coil Voltage Codes refer page 39 ▪ For DC coil in MCE15RN add ₹600/- to MRP

▪ For Non Standard Coil Voltages, extra MRP to be added to Contactor MRP for :

Contactor size
- A ~ K @ ₹ 40
- K-1 ~ S @ ₹110
- BCH 54 ~ BCH 57 @ ₹220



- 20A to 500A AC1 (4 Pole)
- As per IS/IEC 60947-4-1
- Wide band coil 40A to 100A AC1

Freedom series 4 Pole contactors (AC Control)

HSN Code : 8536

AC1 rating (A)	Cat No.	Aux Contact	MRP [₹]
20	CE15CN4▪B-N	#	2100
40	BCH4040 ▪	#	3100
63	BCH4063 ▪	#	7825
80	BCH4080 ▪	#	12130
100	BCH4100 ▪	#	15650
130	BCH4130 ▪	#	18265
160	BCH15MN0.4.11.▪	1NO+1NC	26310
200	BCH15MN.4.11.▪	1NO+1NC	31155
250	BCH15NN.4.11.▪	1NO+1NC	35060
300	BCH15PN.4.11.▪	1NO+1NC	60720
400	BCH4400 ▪	2NO+2NC	100620
500	BCH4500 ▪	2NO+2NC	127425

DC coils also available on request *# Aux contacts to order separately*

Freedom Contactor : 3 Pole DC Control - Type CE15

HSN Code : 8536

AC3 (A) at 415VAC	KW	Aux Contact	Cat No.	MRP [₹]
6	2.2	1NC	CE15ANC3▪-N	2120
		1NO	CE15ANS3▪-N	
9	4.4	1NC	CE15BNC3▪-N	2250
		1NO	CE15BNS3▪-N	
12	5.5	1NC	CE15CNC3▪-N	2370
		1NO	CE15CNS3▪-N	
16	7.5	–	CE15DN3▪-N	2865
25	11	–	CE15EN3▪-N	3890
32	15	–	CE15FN3▪-N	8210
40	22	–	CE15GN3▪	9905
50	25	–	CE15HN3▪	12630
65	37	–	CE15JN3▪	15015
73	37	–	CE15KN3▪	17680
75	37	–	CE15K1N3▪	17680

- For Coil Voltage Codes refer Table on page 39

Common Accessories 'upto 73A'



Control Relays Freedom Series DC Control

HSN Code : 8536

Size	Contact Configuration	Cat No.	MRP [₹]		Lot Size
			AC	DC	
CR	2NO+2NC 3NO+1NC 4NO	D15CR22 ▪-N D15CR31 ▪-N D15CR40 ▪-N	1685	2585	1

DC Control

- Standard voltages 24VDC , 110VDC , 220VDC

Pure DC FS Contactor 3 Pole DC Control - Type CE16

Pure DC Control Relay

HSN Code : 8536

AC3 (A) at 415VAC	KW	Aux Contact	Cat No.	MRP [₹]	Aux Contact	Cat No.	MRP [₹]
9.1	4	1NO 1NC	CE16BNS3*B CE16BNC3*B	2355	2NO+2NC	D16CR22*	2585
12	5.5	1NO 1NC	CE16CNS3*B CE16CNC3*B	2485	3NO+1NC	D16CR31*	
16	7.5	1NO+1NC	CE16DN3*B	3025	4NO	D16CR40*	
25	11	1NO+1NC	CE16EN3*B	4160			
32	15	1NO+1NC	CE16FN3*B	8655			

***Coil Codes : DC control**

24V	48V	110V	220V
U1	W1	A1	B1

- For Standard Coil Voltage Codes refer page 39
- For Non Standard Coil Voltages, extra MRP to be added to Contactor / Control relay MRP for :

Contactor size
- A ~ K @ ₹ 40
- BCH15MN ~ BCH15PN @ ₹110
- D15CR ~ D16CR @ ₹ 40

Effective from 11.06.2025

Freedom series Capacitor duty contactor (AC Control)

HSN Code : 8536

kVAR rating at 415V 3Ph 50Hz	Size	Cat No.	Aux Contacts	MRP [₹]
5	B	CCD.05.11.▪	1NO+1NC	3025
10	C	CCD.10.11.▪	1NO+1NC	3285
15	E	CCD.15.11.▪	1NO+1NC	4800
20	F	CCD.20.11.▪	1NO+1NC	5630
26	G	CCD.26.11.▪	1NO+1NC	6905
30	H	CCD.30.11.▪	1NO+1NC	10965
40	K	CCD.40.11.▪	1NO+1NC	16700
50	KT	CCD.50.21.▪	2NO+1NC	17550
60	LT	CCD.60.21.▪	2NO+1NC	19700

- For Standard Coil Voltage refer table on page no. 39
- For Non Standard Coil Voltages, extra MRP to be added to Contactor MRP for : Contactor size { CCD.05 ~ CCD.40 @ ₹40; CCD.50 ~ CCD.60 @ ₹110 }

2 Pole Contactors

- 12, 16, 20, 25, 32 and 40 A rating
- Wide termination space

'NHD' Series 2 Pole Contactor

HSN Code : 8536

Ith (A)	AC3 (A) 240V AC	Cat. No.	MRP [₹]	Lot Size
20	12	CPG 212 ▪	1620	1
25	16	CPG 216 ▪	1860	
35	20	CPG 220 ▪	2390	
40	25	CPG 225 ▪	2800	
40	32	CPG 232 ▪	3235	
50	40	CPG 240 ▪	3785	

- For Coil Voltage Codes refer Table on page 39

4 Pole Contactors

- Superior Weld Resistant Contacts
- Rugged and heavy duty
- High Grade moulding for extremely long life
- Encapsulated Coil
  - : Shock Proof & Moisture Proof
  - : Withstand large voltage fluctuations

'NHD' Series 4 Pole Contactor

HSN Code : 8536

Size	AC1 (A)	AC3 Rating at 415 V			Cat. No.	MRP [₹]	Lot Size
		(A)	HP	KW			
CP12	20	12	7.5	5.5	CP12N ▪	3000	1
00	20	16	10	7.5	C00N ▪	3430	
CP20	30	20	12.5	9.3	CP20N ▪	4275	
0	32	25	15	11	N0N ▪	6235	
01	40	32	20	15	N01N ▪	8350	
1	50	40	25	18.5	N1N ▪	10805	

HSN Code : 8538

Description	Orientation	Cat. No.	MRP[₹]	Lot Size
Auxiliary Contact Blocks - NHD	1NO	001CB10	365	1
	1NO+1NC	001CB11	425	
	2NO	001CB20		
	2NC	001CB02		

- Standard coil voltages are 24, 110, 220/240 & 380/415 V AC, 50 Hz. For voltage codes refer Table on page 39

New

Mini Contactors

BHARTIA BCH

Mini Contactor AC Coil

HSN Code : 8536

Rating AC3	Cat no.	Aux Contact (NO/NC)	MRP [₹]
07	CA1507P3001A***F	1NC	1535
07	CA1507P3010A***F	1NO	1535
09	CA1509P3001A***F	1NC	1660
09	CA1509P3010A***F	1NO	1660
12	CA1512P3001A***F	1NC	1765
12	CA1512P3010A***F	1NO	1765
16	CA1516P3001A***F	1NC	2090
16	CA1516P3010A***F	1NO	2090

*** Replace with suitable coil voltage given in Table below

Mini Contactor DC Coil

HSN Code : 8536

Rating AC3	Cat no.	Aux Contact (NO/NC)	MRP [₹]
07	CA1507P3001D***	1NC	2240
07	CA1507P3010D***	1NO	2240
09	CA1509P3001D***	1NC	2325
09	CA1509P3010D***	1NO	2325
12	CA1512P3001D***	1NC	2555
12	CA1512P3010D***	1NO	2555
16	CA1516P3001D***	1NC	2815
16	CA1516P3010D***	1NO	2815

Mini Control Relays AC Coil

HSN Code : 8536

Rating AC1	Cat no.	Aux Contact (NO/NC)	MRP [₹]
16	CR1516P0022A***F	22	1785
16	CR1516P0031A***F	31	1785
16	CR1516P0013A***F	13	1785
16	CR1516P0040A***F	40	1785
16	CR1516P0004A***F	04	1785

*** Replace with suitable coil voltage given in Table below

Mini Controls Relays DC Coil

HSN Code : 8536

Rating AC1	Cat no.	Aux Contact (NO/NC)	MRP [₹]
16	CR1516P0022D***	22	2365
16	CR1516P0031D***	31	2365
16	CR1516P0013D***	13	2365
16	CR1516P0040D***	40	2365
16	CR1516P0004D***	04	2365

Coil Voltage Table

AC, 50 Hz	24	48	110	120	120	230/240	400	415	480	600
DC	12	24	110	125	250					

Bimetal Thermal Overload Relays

Description	Cat no.	MRP [₹]
0.28 ~ 0.4A	MC15BRL40	2185
0.4 ~ 0.63A	MC15BRL63	2185
0.56 ~ 0.8A	MC15BRL80	2185
0.8 ~ 1.2A	MC15BRM12	2185
1.2 ~1.8A	MC15BRM18	2185
1.8 ~2.8A	MC15BRM28	2185
2.8 ~4A	MC15BRM40	2205
4 ~ 06.3A	MC15BRM63	2205
5.6 ~ 8A	MC15BRM80	2205
7 ~ 10A	MC15BRH10	2205
8 ~ 12.5A	MC15BRH12	2250
10 ~ 15A	MC15BRH15	2250
11 ~ 17A	MC15BRH17	2250

Accessories

Auxiliary Contacts Front Mounted for Mini Contactor

Description	Cat no.	MRP [₹]
2 NO	MA15AF20	485
1 NO + 1 NC	MA15AF11	485
2 NC	MA15AF02	485
4 NO	MA15AF40	760
2 NO + 2 NC	MA15AF22	760
4 NC	MA15AF04	760
3 NO + 1 NC	MA15AF31	760
1 NO + 3 NC	MA15AF13	760

Auxiliary Contacts Front Mounted for Control Relay

Description	Cat no.	MRP [₹]
2 NO	MR15AF20	485
1 NO + 1 NC	MR15AF11	485
2 NC	MR15AF02	485
4 NO	MR15AF40	760
2 NO + NC	MR15AF22	760
4 NC	MR15AF04	760
3 NO + 1 NC	MR15AF31	760
1 NO + 3 NC	MR15AF13	760

Mechanical Interlock

Description	Cat no.	MRP [₹]
Front Mounted Mech. Interlock	M15AMIL	435

Reversing Wiring Module

Description	Cat no.	MRP [₹]
Reversing Power Wiring Module	M15A16LDRW	400
	M15A16LNRW	400

Surge Supressor RC Type

Description	Cat no.	MRP [₹]
12-24V AC 50/60Hz	M15ASSR024	720
24-48V AC 50/60Hz	M15ASSR048	720
48-127V AC 50/60Hz	M15ASSR127	720
127-250V AC 50/60Hz	M15ASSR250	720
250-380V AC 50/60Hz	M15ASSR380	720
380-510V AC 50/60Hz	M15ASSR510	720

Surge Supressor Varistor Type

Description	Cat no.	MRP [₹]
12-48V AC/12-60V DC	M15ASSV048	715
50-127V AC/60-180V DC	M15ASSV127	715
130-275V AC/80-300V DC	M15ASSV275	715
270-380V AC/300-510V DC	M15ASSV380	715
400-510V AC	M15ASSV510	715

Description	Cat no.	MRP [₹]
Surge Supr. Diode 12-600VDC	M15FSSD600	225

- Quick connect plugin terminals
- Specially designed low VA coil

Definite Purpose Contactors

HSN Code : 8536

1 Pole			
AC3 (A)	Type	Cat. No.	MRP [₹]
25	1 Pole	CPD251CK	960
25	1 Pole with Neutral	CPD251NCK	980
40	1 Pole	CPD401CK	1035
40	1 Pole with Neutral	CPD401NCK	1115

2 Pole			
AC3 (A)	Type	Cat. No.	MRP [₹]
20	2P, 140-200VAC	CPDN202BL	1055
25	2P, 220-240VAC	CPD252H	1105
25	2P, 415VAC	CPD252M	
40	2P, 220-240VAC	CPD402H	1165
40	2P, 415VAC	CPD402M	

*wide band AC coil voltages for Defintie purpose Contactor				
Contactor	Cat No.	Voltage		
		170-240VAC	290-415VAC	140V-200VAC
25A 1P	CPD251*	KL	ML	BL
20A 2P	CPD202*			
40A 1P	CPD401*			



Citation Series 3 Pole AC Control

HSN Code : 8536

Size	AC3 Rating at 415 V			Cat. No. (with Aux. contact 2NO+2NC)	MRP [₹]	Cat. No. (with Aux. contact 1NO+1NC)	MRP [₹]	Cat. No. (without Aux. contact)	MRP [₹]
	Amps	HP	KW						
C4	32	20	15	C4NE22 ▪	7530	C4NE11 ▪	7040	C4NE00 ▪	6245
D	40	30	22	MC10DN22 ▪	11915	MC10DN11 ▪	10485	MC10DN00 ▪	10410
D1	50	33.5	25	MC10D1N22 ▪	POR	MC10D1N11 ▪	POR	MC10D1N00 ▪	POR
E	70	50	37	MC10EN22 ▪	21330	MC10EN11 ▪	20895	MC10EN00 ▪	20490

- Standard coil voltages are 24, 110, 220, 240 & 415 V AC, 50 Hz. For voltage codes refer Table on page 39
  POR-Price on request



HSN Code : 8536

Size	AC1 Rating	AC3 Rating 415 V			Aux. Contact	Cat. No.	MRP [₹]	Lot Size
		A	HP	KW				
L	140	80	53	40	1NO+1NC	MCE15LN3 ▪ 5	19800	1
M	150	95	62	47	1NO+1NC	MCE15M0N3 ▪ 5	23750	
M-5	150	110	80	60	1NO+1NC	MCE15MN3 ▪ 5	29055	
N	300	140	100	75	1NO+1NC	MCE15NN3 ▪ 7	43330	1
Q	300	185	120	90	1NO+1NC	MCE15QN3 ▪ 7	49055	

Other Freedom Series Contactors

Freedom Series 3 Pole AC Control

Size	Ac1 Rating	AC3 Rating 415 V			Aux. Contact	Cat. No.	MRP[₹]	Lot Size
		A	HP	KW				
D	32	16	10	7.5	1NO+1NC	CE15DN3 ▪ B-N	2250	1
					-	CE15DN3 ▪-N	1860	
	32	18	10	7.5	1NO+1NC	CE15D1N3 ▪ B-N	2260	
					-	CE15D1N3 ▪-N	1870	
E	40	25	15	11	1NO+1NC	CE15EN3 ▪ B-N	3050	
					-	CE15EN3 ▪-N	2595	
F	40	32	20	15	1NO+1NC	CE15FN3 ▪ B-N	5790	
					-	CE15FN3 ▪-N	5250	

- For Standard Coil Voltage refer table on page no. 39
- For Non Standard Coil Voltages, extra MRP to be added to Contactor MRP for :

Contactor size
- D ~ F @ ₹40
- C4 ~ E @ ₹50
- L ~ Q @ ₹110

Horizontal Mechanical Interlocks

Vertical Mechanical Interlocks

Freedom Series contactors Add-on accessories for sizes A to K, CR, BCH15KT to BCH15PT, R, S0 & S

HSN Code : 8538

Accessories	Configuration	Cat No.	Contactor Type	MRP [₹]
Aux. Contact Block (side Mounting)	1NO	C320KGSR10	CE15 & CR	290
	1NO+1NC	C320KGSR11		685
	1NC	C320KGSR01		290
	2NO	C320KGSR20		685
	1NO+1NC	BCH15S11	BCH15	825
	1NO+1NC	MC320KB11	MCE15R	1085
	1NO+1NC (Late break type)	MC320KAS11	MCE15S0 & MCE15S	1050
	2NO+2NC	EF22	BCH54 to BCH64	8370
	1NO+1NC	EB11	BCH76 to BCH78	13005
	1NO+1NC (1st left)^	BCH4A04041SL11	BCH4040	985
	New 1NO+1NC (1st right)^	BCH4A04041SR11	BCH4040	985
	1NO+1NC (1st left)^	BCH4A06131SL11	BCH4063-130	1070
	1NO+1NC (1st right)^	BCH4A06131SR11	BCH4063-130	1070
4th Neutral Switching Pole	800A	NP800/5	BCH54 to 57	42940
	1000A	NP1000/6	BCH62 to 64	51065
	1000A	NP1000/7	BCH76 to 78	58125
Aux. Contact Block (Front Mounting)	1NO	C320KGTC10	CE15, CR	290
	1NC	C320KGTC01		
	2NO	C320KGT*20		410
	2NC	C320KGT*02		
	1NO+1NC	C320KGT* 11		
	2NO+2NC	C320KGT*22		710
	3NO+1NC	C320KGT*31		
	4NO	C320KGT*40		
	1NO+3NC	C320KGT*13		
	4NC	C320KGT*04		
	4NO	BCH15T40	BCH15	1585
	3NO+1NC	BCH15T31		
	2NO+2NC	BCH15T22		
	1NO+1NC	BCH15T11		1265
	1NO	BCH15T10		440
	1NC	BCH15T01		
	New 1NO+1NC^	BCH4A0413T11	BCH4040-063	655
Pneumatic Timer Block "ON/OFF" Delay site selectable	1NO+1NC (0.1 to 30 sec)	C320TP1	CE15 & CR	1930
	1NO+1NC (10 to 180 sec)	C320TP2		
Mechanical Interlocks	-	C321KM60	CE15 & CR	635
	-	MC321KM3	MCE15R to MCE15S	1845
	Horizontal	BM5H	BCH54 to 57	11045
		BM6H	BCH62 to 64	19305
		BM7H	BCH76 to 78	51115
	Vertical	BM5V	BCH54 to 57	11045
		BM6V	BCH62 to 64	19305
		BM7V	BCH76 to 78	45370
	Horizontal	BM0H	BCH15KT/LT/MT	625
		BM3H	BCH15NT/PT/MN/NN/PN	670
		BCH4M0404	BCH4040	670
	New	BCH4M0608	BCH4063-080	1350
		BCH4M1013	BCH4100-130#	6255
		BCH4M4040	BCH4400	10645

^ Minimum order qty 10 nos.

 # Mech. Interlock it for BCH4100 / 130 comes with 2 left & 2 right side add-on aux. contact blocks i.e. 4NO + 4NC

*Add suffix C for power contactors, R for control relays. The suffix C/R denote terminal marking as per standard EN5001 on BS5583 on add on aux. contact blocks used with contactors / control relays

Add-on accessories for sizes A to K, CR, BCH15KT to BCH15PT, R, S0 & S

HSN Code : 8538

Accessories	Configuration	Cat No.	Contactor Type	MRP [₹]
Coil Surge Suppressors	24-48V (50/60Hz)	MC320LR11	CE15, CR	610
	110-240V (50/60Hz)	MC320LR12		
Mechanical latch #	§ to complete the cat no. suffix code given	AM5- §	BCH54 to BCH57	30625
		AM6 §	BCH62 to BCH64	43315

Mechanical latch are supplied with AC coils only

§ Coil Voltage suffix code for Mechanical latch AM5 & AM6

Coil voltage	110-120	220-240	380-415	440-480
Suffix Code	AW4	BA4	LB4	CB4

Accessories for Citation contactors size - L, M, M-5, N, Q, C4, D & E type

HSN Code : 8538

Accessories	Configuration	Cat No.	Contactor Type	MRP [₹]
Aux. block side mounting	1NO+1NC	C320KGM11	L, M & M-5	935
	1NO+1NC	MC320KB11	N, Q, R & S	1085
Aux. block add-on (Late break type)	1NO+1NC	MC320KAS11	L, M, M-5, N & Q	1050
	1NO+1NC	AC34EA11	C4, D & E	760
Mechanical Interlock		MC321KM1	C4 & D	775
		MC321KM2	L, M, M-5 & E	835
		MC321KM3	N & Q	1845
Base block	1NO+1NC	MC320KB2	C4 & D	850
	1NO+1NC	AC35EB11	E	825

Spare Contacts set for Freedom Contactors

HSN Code : 8538

Size	Consisting of	Cat. No.	MRP [₹]
A	Complete top housing Consisting of fixed & moving contacts	SBANS3 SBANC3 SBAN4	1310
B		SBBNS3 SBBNC3 SBBN4	1390
C		SBCNS3 SBCNC3 SBCN4	1510
D		SBDN3	1805
E		SBEN3	2120
F		SBFN3	4150
G H J K	6 Fixed contacts 3 Moving Contacts 3 springs 6 Arc Bonnets 3 Spring Retainer	6-65-4 6-65-6 6-65-15 6-65-17	3640 4495 6115 6320
BCH15KT	Complete set of 6 fixed & 3 moving contacts with hardware, contact springs, spring retainers and arc runners	CP-BCH15KT-3	6430
BCH15LT		CP-BCH15LT-3	7380
BCH15MT		CP-BCH15MT-3	7940
BCH15NT		CP-BCH15NT-3	13105
BCH15PT		CP-BCH15PT-3	13105
BCH15MN0		CP-BCH15MN0-4	15780
BCH15MN		CP-BCH15MN-4	16895
BCH15NN		CP-BCH15NN-4	18525
BCH15PN		CP-BCH15PN-4	19355
R S0 S	6 Fixed contacts 3 Moving contacts 12 CSK screws & washers 3 Springs Spring retainers Self tapping screws & washers 6 Arc Chute assly & screws	6-288 6-286-S0 6-286	23890 29970 30240
BCH54	Complete set of 6 fixed & 3 moving contacts with hardware, contact springs, spring retainers and arc runners	CP-BCH54-3	37740
BCH55		CP-BCH55-3	43505
BCH57		CP-BCH57-3	61290
BCH62		CP-BCH62-3	112000
BCH64		CP-BCH64-3	150185
BCH76		CP-BCH76-3	327510
BCH78		CP-BCH78-3	368025

Spare Contacts set for NHD & Citation Contactors

HSN Code : 8538

Size	Consisting of	Cat.No.	MRP [₹]
C00N N0N N01N N1N	**(4 - Pole contact kit)** 8 Fixed main contacts 4 Moving main contacts 4 Spring & 4 retainers	SP90A1 SP90B1 SP90D1 SP90C1	1375 2595 3510 4310
C00N N0N N01N N1N	**(1 - Pole contact kit)** 2 Fixed main contacts 1 Moving main contacts 1 Spring &1 retainers	SP90A01 SP90B01 SP90D01 SP90C01	370 665 910 1100
CPG216 CPG225 CPG240	4 Fixed contacts 2 Main contacts 2 Spring retainers	CPG162PSP CPG252PSP CPG402PSP	715 1805 2650
C4	6 Fixed main contacts 6 Pan head screws 6 Helical lock washers	SP34K	3490
MC10D	6 Fixed Main Contacts 3 Compression springs 3 Retainers	6-334	4810
MC10E	Same as above plus 6 Blow outs 6 M5/M4 self tapping screws	6-335	9065
L M M-5	6 Fixed Contacts 6 Pan Head Screws 6 Helical Lock Washers 3 Moving contacts 3 Springs, 3 Retainers 6 Blowouts 6 self tapping screws	6-385-L0 6-385-M 6-385	6970 7845 7930
N Q	6 Fixed contacts 12 CSK screws & washers 3 Moving contacts 3 Springs,Spring Retainers, Self tapping screws & Washers	6-293 6-288-Q	19280 23070
New BCH4	Contact kit BCH4040 Contact kit BCH4063 Contact kit BCH4080 Contact kit BCH4100 Contact kit BCH4130 Contact kit BCH4400	- BCH4K06 BCH4K08 BCH4K10 BCH4K13 BCH4K40	- 4020 5610 6965 8515 43645

Spare ARC chambers - BCH15KT to BHC15PT, BCH54 to BCH78

HSN Code : 8538

Contactor	Cat. No.	MRP [₹]
BCH15KT	PF-BCH15KT	955
BCH15LT	PF-BCH15LT	
BCH15MT	PF-BCH15MT	
BCH15NT	PF-BCH15NT	1655
BCH15PT	PF-BCH15PT	
BCH54/BCH55/BCH57 (for all 3 poles)	PF-BCH5	11355
BCH62/BCH64 (for all 3 poles)	PF-BCH6	31150
BCH76/78 (for single pole)	3PF-BCH78	64020

Spare Coil - size CR, A to K, BCH4, MCE15R, MCE15S0, MCE15S, BCH15KT to BCHPT, BCH54 to BCH78

HSN Code : 8538

Size	For Size	Cat. No.	MRP [₹]
Magnetic coil	CR, A,B, C	MC15CW ■	715
	CE16, D16 (Pure DC)	MC16FW ■	1145
	D, E, F	MC15FW ■	800
	G, H, J, K	MC15KW ■	2055
	BCH15KT/LT	B02. ■	1925
	BCH15MT	B022. ■	3285
	BCH15NT / PT / MN / NN / PN	B031. ■	6545
	R, S0, S	9-2412- ■	5940
	BCH4040	BCH4C0404 ■	650
	New BCH4063-080	BCH4C0608 ■	715
	BCH4100-130	BCH4C1013 ■	2005
	BCH4400	BCH4C4040 ■	12350
Magnetic coil (set of two)	BCH54/ BCH55/ BCH57	B51. ■	13330
Feeder group		FG51. ■	13570
Magnetic coil (set of two)	BCH62/ BCH64	B61.■	39410
Feeder group		FG61. ■	45625
Magnetic coil (set of two)	BCH76/ BCH78	B8-■	104405
Feeder group		FG78-■	104820

- To specify coil voltage please refer page no.39
- For Non Standard Coil Voltages, extra MRP to be added to Coil MRP for :

Contactor size
- A ~ K @ ₹40
- CR, CE16, D16 @ ₹40
- BCH15KT ~ PN @ ₹110, R ~ S @ ₹110
- BCH54 ~ BCH57 @ ₹220

Note : Coil set for BCH54 to BCH78 contactors consists of 2 half coils. Magnetic coil & Feeder group must have the same control voltage.
For eg. If coil voltage is changed from 110V to 220V then Feeder group should also be changed to 220V

Spare Coil - NHD & Citation Contactors

HSN Code : 8538

Description	Cat. No.	MRP [₹]	Lot size
Carrier for NHD	SP90CC	115	1
Carrier for CPG	CPG2PCC	75	1
Magnetic coil for NHD	SP90MC*	505	10
Magnetic coil for MCE15L, MCE15M0, MCE15M	9-2268- ■	2700	1
Magnetic coil for MCE15N & MCE15Q	9-2412- ■	5940	1
Magnetic coil for C4 & MC10D	9-2267- ■	1685	1
Magnetic coil for MC10E type	9-2268- ■	2700	1

- To specify coil voltage please refer page no. 39
- For Non Standard coil voltages, extra MRP to be added to coil MRP for :

Contactor size :
- L ~ Q @₹110
- C4 ~ E @₹50

COIL VOLTAGE:MASTER TABLE

	COIL VOLTAGE	24V		48V		110V		160-220V	170-240V	220V		220-240V	230-360V	240V	190-400V	230-420V	260-400V	275-420V	310-400V	380V	380-415V	415V	440V	550V
	PRODUCT	AC	DC	AC	DC	AC	DC	AC	AC	AC	DC	AC	AC	AC	AC	AC	AC	AC	AC	AC	AC	AC	AC	AC
CR RELAY	#CR Relay	U	U3	W	W3	A	A3	-	-	B	B3	-	-	K	-	-	-	-	-	L	-	M	C	D
FREEDOM	#CE15A-F, CN14B-F1	U	U3	W	W3	A	A3	-	-	B	B3	-	-	K	-	-	-	-	-	L	-	M	C	D
	#CE15G-K, CN14G-K2	U	U3	W	W3	A	A3	-	-	B	B3	-	-	K	-	-	-	-	-	L	-	M	C	D
	CCD.05-60	-	-	-	-	A	-	-	-	B	-	-	-	K	-	-	-	-	-	-	-	M	C	-
	BCH15KT-LT	U	-	W	-	A	-	-	-	B	-	-	-	K	-	-	-	-	-	L	-	M	C	D
	BCH15MT	24	-	48	-	110	110	-	-	-	B3	220	-	-	-	-	-	-	-	-	380	-	440	550
	BCH15NT-PT	24	24	48	48	110	110	-	-	-	-	220	-	-	-	-	-	-	-	-	380	-	440	550
	BCH15MN-PN	24	24	48	48	110	110	-	-	-	-	220	-	-	-	-	-	-	-	-	380	-	440	550
	BCH4040-400	-	-	-	-	A	-	-	-	B	-	-	-	K	-	-	-	-	-	-	-	M	-	-
	MCE15R-S	U	U3	-	-	A	A3	-	-	B	-	-	-	K	-	-	-	-	-	L	-	M	C	D
	BCH54-64	-	-	-	-	110	110	-	-	220	220	220	-	220	-	-	-	-	-	380	380	380	440	-
	BCH76&78	-	-	-	-	A7	-	-	-	B7	-	-	-	-	-	-	-	-	-	-	L7	-	-	-
NHD	CP12N,C00N, CP20N, N0N	U	-	-	-	A	-	-	-	-	-	H	LV	-	-	-	G	MB	-	-	N	-	C	D
	N01N & N1N	U	-	-	-	A	-	-	-	-	-	H	-	-	-	-	-	-	WB	-	N	-	C	-
Shakti	Shakti DOL	-	-	-	-	-	-	-	-	-	-	H	-	-	Z	ZB	-	-	-	-	N	-	-	-
	Shakti Star Delta	-	-	-	-	-	-	-	-	-	-	-	-	-			G	-	-	-	N	-	-	-
2P	CPG - All range	U	-	-	-	A	-	BW	BBW	-	-	H	-	-	-	-	G	-	-	-	N	-	-	-
	CPGN 16,20,25	-	-	-	-	-	-	BW	BBW	-	-	-	-	-	-	-	-	-	-	-	-	-	-	-
CITATION	C4 & D	-	-	-	-	A	-	-	-	B	-	-	-	K	-	-	-	-	-	L	-	M	C	D
	MC10EN	U	-	-	-	A	-	-	-	B	-	-	-	K	-	-	-	-	-	L	-	M	C	D
	MCE15L-M5	U	-	W	-	A	-	-	-	B	-	-	-	K	-	-	-	-	-	L	-	M	C	D
	MCE15N-Q	U	U3	-	-	A	A3	-	-	B	-	-	-	K	-	-	-	-	-	L	-	M	C	D

1. For other coil voltages & wide band coil option please contact nearest sales office

#The Interchangeability between AC & DC Coil of CE15 / D15 type contactors is not possible at site. Only Company fitted DC control is available for this range.

BHARTIA BCH

Citation Overload Relay

- Wide range : From 0.195 A to 600 A
- Built in Single Phasing Protection
- Ambient temperature compensated
- Test button for checking tripping mechanism
- Field convertible auto/manual reset
- Snap on cover
- Special Mechanism ensuring closest protection to motor
- Contactor mounting & separate mounting
- Successfully tested for Type-2 Coordination
- Suitable for almost all makes of Contactors
- Proven and tested

Citation-M Overload Relays (Direct Mounting) with built-in single phase protection

HSN Code : 8536 | HSN Code : 8538

Relay Range	Cat. No.	MRP [₹]	Terminal Block for individual mounting	MRP [₹]
0.195 - 0.31	MC305ANA3A	1975	(Incoming) MC305TB1 (Outgoing) MC305TB3	290
0.30 - 0.48	MC305ANA3B			
0.47 - 0.75	MC305ANA3C			
0.72 - 1.14	MC305ANA3D			
1.07 - 1.70	MC305ANA3E			
1.58 - 2.50	MC305ANA3F			
2.40 - 3.80	MC305ANA3G			
3.80 - 6.00	MC305ANA3H			
6.00 - 9.30	MC305ANA3J			
8.90 - 13.50	MC305ANA3K			
13.20 - 20.00	MC305ANA3L	2185	(Incoming) MC305TB2 (Outgoing) MC305TB3	
17.40 - 24.00	MC305ANA3M	2410		
22.00 - 30.00	MC305ANA3N*	3110		
23.00 - 32.00	MC305ANA3P*	3140	(Incoming) MC305TB2 (Outgoing) MC305TB3	
26.00 - 40.00	MC305ANA3Q*	3405		

* Overload relay type "N, P & Q" must be used with terminal block MC305TB3

DIN rail mounting kit with incoming terminal block

HSN Code : 8538

Relay Range (A)	Cat. No.	MRP [₹]
A to K	MC305DM1	345
L to N	MC305DM2	355

CT Operated Overload Relay

CT Operated Overload Relays-Individual Mounting

HSN Code : 8536

Relay Range (A)	Cat. No.	MRP [₹]
24.4-39.0	CT1MC305ANA3C	5995
37.6-60.0	CT2MC305ANA3C	7735
56.4-90.0	CT3MC305ANA3C	8685
84.6-135.0	CT4MC305ANA3C	8815
131.6-210.0	CT5MC305ANA3C	13330
188.0-300.0	CT6MC305ANA3C	15275
263.2-420.0	CT7MC305ANA3C	15790
376.0-600.0	CT8MC305ANA3C	18330

WP 2 Pole Overload Relay

- Perfect protection to single phase Motors against overloads
- Ambient temperature compensated

2 Pole Overload Relays (Direct Mounting)

HSN Code : 8536

Relay Range (A)	Cat. No.	MRP [₹]
1.58-2.50	MC307ANA2F	1010
2.40-3.80	MC307ANA2G	
3.80-6.00	MC307ANA2H	
6.00-9.30	MC307ANA2J	
8.90-13.50	MC307ANA2K	
13.20-20.00	MC307ANA2L	1170
17.40-24.00	MC307ANA2M	1250
22.00-30.00	MC307ANA2N	1455
23.00-32.00	MC307ANA2P	1485
28.00-40.00	MC307ANA2Q New	1645

WP Overload Relay

- Designed to withstand wide fluctuations in agricultural applications
- Appropriately sensitive relay for increased pump performance

WP Overload Relays for WP & Oil Starter

HSN Code : 8536

Relay Range (A)	Cat. No. (WP Starter / Oil Starter)	MRP [₹]
6.00 - 9.30 8.90 - 13.50	MC307ANA3J / MC307ANA3J-OS MC307ANA3K / MC307ANA3K-OS	1785
13.20 - 20.00	MC307ANA3L / MC307ANA3L-OS	1980
17.40 - 24.00	MC307ANA3M / MC307ANA3M-OS	2190
22.00 - 30.00	MC307ANA3N	2630
23.00 - 32.00	MC307ANA3P (Spare for Oil Starter)	2710

Freedom Overload Relay



MC318ANA

- Range : From 0.1A to 80A
- IEC:60947-4-1
- Relay class-10A
- Built in Single Phasing Protection
- Ambient temperature compensated
- Test button for checking tripping mechanism
- Field convertible auto manual reset
- Contactor mounting / Individual Mounting

MC318GNA

Freedom Overload Relays

HSN Code : 8536 **HSN Code : 8538**

Relay Range (A)	Suitable for Direct Mounting	Cat. No.	MRP [₹]	Accessories
0.25-0.40	CE15A to CE15F	MC318ANA3C	1845	Adaptor for Individual mounting Cat. No. **C318F1** MRP Rs. 525
0.63-1.00		MC318ANA3E		
1.0-1.40		MC318ANA3F		
1.3-1.80		MC318ANA3G		
1.7-2.4		MC318ANA3H		
2.2-3.1		MC318ANA3J		
2.8-4.0		MC318ANA3K		
3.5-5.0		MC318ANA3L		
4.5-6.5		MC318ANA3M		
6.0-8.5		MC318ANA3N		
7.5-11		MC318ANA3P		
10.0-14.0		MC318ANA3Q		
13.0-19.0		MC318ANA3R	2100	
18.0-25.0		MC318ANA3S		
24.0-32.0		MC318ANA3T	2895	
22.0-32.0	CE15G to CE15K1	MC318GNA3B	3140	Adaptor for Individual mounting Cat No. C318F2 MRP Rs.580
29.0-42.0		MC318GNA3C	3150	
36.0-52.0		MC318GNA3D	4255	
45.0-63.0		MC318GNA3E	4740	
60.0-80.0		MC318GNA3F	5830	

Electronic Overcurrent Relay

BHARTIA BCH

BOCR SS

- Over Current
- Locked Rotor
- Phase Loss

BOCR SSD

- Over Current
- Locked Rotor
- Phase Loss

BOCR DS3/DS1

- Over Current
- Phase Loss
- Locked Rotor
- Phase Reversal

BOCR 3DE

- Over Current
- Under Current
- Phase Loss
  Phase imbalance
- Phase Reversal
- Locked Rotor

BOCR 3EZ

- Over Current
- Under Current
- Phase Loss
  Phase Unbalance
- Phase Reversal
- Locked Rotor
- Ground Fault

BOCR PMZ

BOCR PFZ

- Over Current
- Under Current
- Phase Loss
- Phase Unbalance
- Phase Reversal
- Locked Rotor
- Ground Fault
- 4-20mA analog outpur
- RS-485 Comm.

BOCR IFDM/IFDZ

- Over Current
- Under Current
- Phase Loss
- Phase Unbalance
- Phase Reversal
- Locked Rotor
- Ground Fault *(in IFDZ model)*
- RS-485 communication

Bhartia Electronic Overcurrent Relay

HSN Code : 8536

Model	Current Range	Cat. No.	Type	MRP [₹]
BOCR SS 05	0.5-6A	MP21SS005 ■	Analog model	5335
BOCR SS 30	3.0 -30A	MP21SS030 ■		
BOCR SS 60	5.0-60A	MP21SS060 ■		
BOCR SSD 05	0.5-6A	MP22SSD005 ■	Digital model/ Inbuilt display	9660
BOCR SSD 30	3.0 -30A	MP22SSD030 ■		
BOCR SSD 60	10-60A	MP22SSD060 ■		
BOCR DS3 05	0.5-6A	MP34DS3005 ■	Analog model (Definite time)	7890
BOCR DS3 30	3.0 -30A	MP34DS3030 ■		
BOCR DS3 60	5.0-60A	MP34DS3060 ■		
BOCR DS1 05	0.5-6A	MP32DS1005 ■	Analog model (Inverse time)	
BOCR DS1 30	3.0-30A	MP32DS1030 ■		
BOCR 3DE 05	0.5-7.0A	MP353DE05D ■H	buit-in display, bottom hole	26915
BOCR 3DE 80	5.0-80A	MP353DE80D ■H		
BOCR FDE 05	0.5-7.0A	MP35FDE05D ■H	Flush mounted display #, bottom hole	30475
BOCR FDE 80	5.0-80A	MP35FDE80D ■H		
BOCR 3EZ 05	0.5-7.0A	MP363EZ05A ■H	buit-in display, bottom hole, G/F protection	29300
BOCR 3EZ 80	5.0-80A	MP363EZ80A ■H		
BOCR FEZ 05	0.5-7.0A	MP36FEZ05A ■H	Flush mounted display #, bottom hole, G/F protection	33180
BOCR FEZ 80	5.0-80A	MP36FEZ80A ■H		
BOCR PMZ	0.5-100A	MP37PMZWRD■H	4-20mZ analog output, buit-in display	61725
BOCR PFZ	0.5-100A	MP37PFZWRD ■H	4-20mZ analog output, Flush mounted display#	62095
BOCR IFDM	0.5-60A	MP39-IFDM400H ■	RS-485 comm./ Flush mounted display#	On request
BOCR IFDZ	0.5-60A	MP39-IFMZ400H ■	RS-485 comm./Earth fault/ Flush mounted display#	On request

■ **Control Voltage suffix for BOCR**

Model no.	Control voltage				
	24-240 VAC/DC	380-440 VAC	100-240 VAC	24 VDC	100-240 VAC/DC
BOCR-SS	S4	W1	-	-	-
BOCR-SSD	S4	W4	-	-	-
BOCR-DS3	S4	-	-	-	-
BOCR-DS1	S5	-	-	-	-
BOCR-3DE/FDE	-	-	Z4	-	-
BOCR-3EZ/FEZ	-	-	Z4	-	-
BOCR-PMZ/PFZ	-	-	-	-	U
BOCR-IFDM/IFDZ	-	-	-	-	U4

CTs

HSN Code : 8536

Cat No.	Description	MRP[₹]
2CT-D1-100-C	2CT EP 100/5	3700
2CT-DH-150-C	2CT EP 150/5	
2CT-D2-200-C	2CT EP 200/5	
2CT-D3-300-C	2CT EP 300/5	4000
2CT-D4-400-C	2CT EP 400/5	5625
3CT-H1-100-C	3CT version 100/5	5690
3CT-HH-150-C	3CT version 150/5	5910
3CT-H2-200-C	3CT version 200/5	6230
3CT-H3-300-C	3CT version 300/5	6615
3CT-H4-400-C	3CT version 400/5	7010
ZCT-035	ZCT version 35mm hole	6745
ZCT-080	ZCT version 80mm hole	8790
ZCT-120	ZCT version 120mm hole	15565

ZCT must be used for ground Fault protection alongwith BOCR

Cable for separate display Models

HSN Code : 8536

Cat No.	For model	Range	MRP [₹]
CABLE-RJ45-003	BOCR-FDEFEZ/PFZ BOCR-IFDM/IFDZ	CABLE-RJ45 3m EOCR-IFD model	2015

Note : Cable must be ordered separately along with the EOCR

BHARTIA BCH

MPH range (0.1 to 63A)

- ON/OFF Rotary knob with manual operation
- Clear trip indication with rotary knob
- 1 NO + 1 NC - Front & side mounted Aux. Contact
- Trip indicator for visual discrimination between short circuit & over load tripping
- Undervoltage / Shunt Release
- Mag only version also available



HSN Code : 8536

Cat code	Description	MRP[₹]
(A) Thermal-Magnetic release		
MPH32-0.16	MPCB 3P TM 0.1- 0.16A	4185
MPH32-0.25	MPCB 3P TM 0.16-0.25A	4240
MPH32-0.4	MPCB 3P TM 0.25-0.4A	4240
MPH32-0.63	MPCB 3P TM 0.4-0.63A	4400
MPH32-1.0	MPCB 3P TM 0.63-1.0A	4655
MPH32-1.6	MPCB 3P TM 1.0-1.6A	4655
MPH32-2.5	MPCB 3P TM 1.6-2.5A	4655
MPH32-4.0	MPCB 3P TM 2.5-4.0A	4730
MPH32-6.3	MPCB 3P TM 4.0-6.3A	4860
MPH32-10	MPCB 3P TM 6.3-10.0A	4925
MPH32-16	MPCB 3P TM 10.0-16.0A	5455
MPH32-20	MPCB 3P TM 16.0-20.0A	6505
MPH32-25	MPCB 3P TM 20.0-25.0A	6970
MPH32-32	MPCB 3P TM 25.0-32.0A	10945
MPH63-16	MPCB 3P TM 11.0-16.0A F2	11860
MPH63-20	MPCB 3P TM 14.0-20.0A F2	11860
MPH63-25	MPCB 3P TM 18.0-25.0A F2	11860
MPH63-32	MPCB 3P TM 22.0-32.0A F2	20320
MPH63-40	MPCB 3P TM 28.0-40.0A F2	20320
MPH63-45	MPCB 3P TM 36.0-45.0A F2	20320
MPH63-50	MPCB 3P TM 40.0-50.0A F2	21580
MPH63-63	MPCB 3P TM 45.0-63.0A F2	21580
(B) With magnetic trip only (no Thermal release)		
MPH32M-0.16	MPCB 3P Mag only 0.16 A	4085
MPH32M-0.25	MPCB 3P Mag only 0.25 A	4140
MPH32M-0.4	MPCB 3P Mag only 0.4 A	4140
MPH32M-0.63	MPCB 3P Mag only 0.63 A	4290
MPH32M-1.0	MPCB 3P Mag only 1.0 A	4290
MPH32M-1.6	MPCB 3P Mag only 1.6 A	4205
MPH32M-2.5	MPCB 3P Mag only 2.5 A	4205
MPH32M-4.0	MPCB 3P Mag only 4.0 A	4455
MPH32M-6.3	MPCB 3P Mag only 6.3 A	4570
MPH32M-10	MPCB 3P Mag only 10 A	4645
MPH32M-16	MPCB 3P Mag only 16 A	4925
MPH32M-20	MPCB 3P Mag only 20 A	5290
MPH32M-25	MPCB 3P Mag only 25 A	5250
MPH32M-32	MPCB 3P Mag only 32 A	9170
MPH63M-16	MPCB 3P Mag only 16 A F2	11625
MPH63M-20	MPCB 3P Mag only 20 A F2	11625
MPH63M-25	MPCB 3P Mag only 25 A F2	11625
MPH63M-32	MPCB 3P Mag only 32 A F2	20085
MPH63M-40	MPCB 3P Mag only 40 A F2	20085
MPH63M-45	MPCB 3P Mag only 45 A F2	20085
MPH63M-50	MPCB 3P Mag only 50 A F2	21300
MPH63M-63	MPCB 3P Mag only 63 A F2	21300

Accessories MPH range MPCB

Front mounted aux contact

Side mounted aux contact

Trip indicator - side mounted

UV/Shunt - side mounted

Extended handle - 32A MPCB

Plastic enclosure - 32A MPCB

Accessories for MPH MPCB

HSN Code : 8538

Cat code	Description	MRP[₹]
MPHF11	Front aux contact 1NO+1 NC MPCB	810
MPHS11	Side aux contact 1NO+1 NC MPCB	1045
MPHT11	MPCB Trip Indicator	1230
MPH024UR	UV Rel. 24V 50HZ MPCB	2000
MPH020UR	UV Rel. 20V 50HZ MPCB	
MPH115UR	UV Rel. 110-115V 50HZ MPCB	
MPH180UR	UV Rel. 180V 50HZ MPCB	
MPH240UR	UV Rel. 230-240V 50HZ MPCB	
MPH380UR	UV Rel. 380V 50HZ MPCB	
MPH415UR	UV Rel. 400-415V 50HZ MPCB	
MPH500UR	UV Rel. 500V 50HZ MPCB	
MPH024SR	Shunt Rel. 20-24V 50/60HZ MPCB	
MPH048SR	Shunt Rel. 40-48V 50/60HZ MPCB	
MPH240SR	Shunt Rel. 200-240V 50/60HZ MPCB	
MPH440SR	Shunt Rel. 365-440V 50/60HZ MPCB	
MPH127SR	Shunt Rel. 100-127V 50/60HZ MPCB	
MPH34	Extnd rotary handle for 32A	1645
B31SMA1	Plastic enclosure for MPH32 MPCB	2185
MPH64	Extnd Rotary Handle for MPH 63A MPCB	1700
MPHT11F2	LHS Trip Indicator for 63A F2 MPCB	2280

MPE Range (0.1 - 25A)

- Conforms to IEC 60947
- Perfect Coordinated system for Motor Control
- Electrical Life : 100000 Operations
- Excellent Current limiting characteristics
- Modular Snap fit Accessories

MPCB (with thermal & magnetic release) HSN Code : 8536

Cat ref	Setting Range (A)	Motor Rating in kW at 415 V	MRP [₹]
MPE-01	0.1...0.16	-	On request
MPE-02	0.16...0.25	0.06	
MPE-03	0.25...0.4	0.12	
MPE-04	0.4...0.63	0.18	On request
MPE-05	0.63...1	0.25, 0.37	
MPE-06	1...1.6	0.55	On request
MPE-07	1.6...2.5	0.75, 1.1	
MPE-08	2.5...4	1.5	On request
MPE-10	4...6.3	2.2, 3	
MPE-14	6.3...10	4, 5	On request
MPE-16	10...16	5.5, 9	On request
MPE-20	16...20	11	On request
MPE-22	20...25	12.5	On request





Accessories of MPE Range

HSN Code : 8538

Reference	Contacts	MRP [₹]
Auxiliary	Switch	
MPA-0010	1NO	On request
MPA-0001	1NC	
MPA-0011	1NO + 1NC	On request
MPA-0020	2NO	
Enclosures (IP55)		
MPA-EF	Flush mounted	On request
MPA-ES	Surface mounted	On request
Voltage Releases		
MPA-U ▪	Under Voltage Release	On request
MPA-S ▪	Shunt Release	

▪ A: 110 VAC, K: 240 VAC, M: 415 VAC, U: 24 VAC, R: 42 VAC

HSN Code : 8538

Reference	Tap-o *	MRP [₹]
Bus Bar		
MPA-BB245	2 Tap-o (45mm)	On request
MPA-BB345	3 Tap-o (45mm)	On request
MPA-BB445	4 Tap-o (45mm)	On request
MPA-BB545	5 Tap-o (45mm)	On request
MPA-BB263	2 Tap-o (63mm)	On request
MPA-BB463	4 Tap-o (63mm)	On request
MPA-BB1	Incoming Block	On request

*centre to centre distance.

MS32 range (0.1 to 32A)

- Auxiliary switch for side mounting & flush mounting
- Indication of release with trip indicating auxiliary switch

HSN Code : 8536

Cat ref	Setting range (A)	Motor rating in KW at 415V	MRP [₹]
MS32-0.16	0.1-0.16	-	On request
MS32-0.25	0.16-0.25	0.06	
MS32-0.4	0.25-0.4	0.09	
MS32-0.63	0.4-0.63	0.12 to 0.18	On request
MS32-1.0	0.63-1.0	0.18 to 0.25	
MS32-1.6	1.0-1.6	0.37 to 0.55	On request
MS32-2.5	1.6-2.5	0.75	On request
MS32-4.0	2.5-4	1.1 to 1.5	On request
MS32-6.3	4-6.3	2.2	
MS32-10	6.3-10	3 to 4	On request
MS32-14.0	9-14	5.5	
MS32-18	13-18	7.5	On request
MS32-23	17-23	9 to 11	On request
MS32-27	20-27	11	On request
MS32-32	25-32	15	On request

Accessories - MS32 range

HSN Code : 8538

Cat ref	type	Contacts	MRP [₹]
HS11	Aux contact side mounting	1NO+1NC	On request
HSV10	Aux contact top mounting	1NO	On request
HSV01		1NC	
HRS10	Trip indicating block top mounting	1NO	On request
HRS01		1NC	
MS32-UR	Under voltage release	-	On request
MS32-AR	Shunt release	-	

Note: For further details, please contact nearest sales office

- Electronic Switching of loads - silent operation
- Life Over 100 million operations
- High Switching Frequency
- Ideal for dusty & corrosive atmosphere
- Impact & Vibration resistant
- Direct compatibility with PLC
- LED Indication as option

Solid State Relays (SSR)
Single Phase SSR's for Heating Applications
SC9 Series 1-Phase ZERO CROSS Without LED

HSN Code : 8536

Cat. No.	MOQ	AC51 Rating	I^2t (A^2S)	Peak Voltage	Operating Voltage	Control Voltage	MRP [₹]
SC941110L	5	12A	72	600V AC	12-280V AC	4-30V DC	2410
SC942110L	5	25A	288	600V AC	12-280V AC	4-30V DC	2820
SC944110L	5	40A	612	600V AC	12-280V AC	4-30V DC	4160

MOQ - Minimum Order Qty.

SC9 Series 1-Phase ZERO CROSS With LED

HSN Code : 8536

Cat. No.	MOQ	AC51 Rating	I^2t (A^2S)	Peak Voltage	Operating Voltage	Control Voltage	MRP [₹]
SC941160L	5	12A	72	600V AC	12-280V AC	4-30V DC	2430
SC942160L	5	25A	288	600V AC	12-280V AC	4-30V DC	2855
SC944160L	5	40A	612	600V AC	12-280V AC	4-30V DC	4225
SC945160L	5	50A	1500	600V AC	12-280V AC	4-30V DC	7530
SC947160L	5	75A	5000	600V AC	12-280V AC	4-30V DC	8360

MOQ - Minimum Order Qty.

Innovation - Performance-Design

- Removable IP20 flaps.
- Only 29 mm height.
- Designed for all types of loads.
- TMS^2 Technology with very long life expectancy.
- Control Status LED.
- Very low zero cross level.
- UL/cUL, VDE (EN60950), IEC/EN60947-4-3, CE marking

SO9 Series 1-Phase ZERO CROSS With LED in okpac® Housing IP20 Protection

HSN Code : 8536

Cat. No.	MOQ	AC51 Rating	$I^2t(A^2S)$	Peak Voltage	Operating Voltage	Control Voltage	MRP [₹]
SO942560*	2	25A	600	600V AC	12-280V AC	7-30V DC	6420
SO963460*	2	35A	1250	1200V AC	24-600V AC	3.5-32V DC	8310
SO945460*	2	50A	2500	600V AC	12-280V AC	3-32V DC	8835
SO965460*	2	50A	2800	1200V AC	24-600V AC	3.5-32V DC	9260
SO967460*	2	90A	7200	1200V AC	24-600V AC	3.5-32V DC	10685

MOQ - Minimum Order Qty.

SU9 Series 1-Phase ZERO CROSS With LED in okpac® Housing IP20 Protection

HSN Code : 8536

Cat. No.	MOQ	AC51 Rating	Peak Voltage	Operating Voltage	Control Voltage	MRP [₹]
SU942460*	44	25A	600V AC	12-280A AC	3-32V DC	6030
SU963460*	44	35A	1200V AC	24-600V AC	3.5-32V DC	7485
SU965460*	44	50A	1200V AC	24-600V AC	3.5-32V DC	7995
SU967460*	44	75A	1200V AC	24-600V AC	3.5-32V DC	9940

SU Range

- Designed for resistive load
- With pluggable connector on input
- IP20 protection with Removable
- For mounting on Heat sink or panel mount
- Over voltage protection on input
- Control Status LED
- Very low zero cross level
- Quick and easy connection

Single Phase SSR's for Capacitor Control Applications SO8 Series 1-Phase With LED in okpac® Housing IP20 Protection

HSN Code : 8536

Cat. No.	MOQ	AC51 Rating	$I^2t(A^2S)$	Peak Voltage	Operating Voltage	Control Voltage	MRP [₹]
SO842074*	2	25A	600	600V AC	12-275V AC	3-32V DC	7810
SO863070*	2	35A	1250	1200V AC	24-510V AC	3.5-32V DC	8610
SO845070*	2	50A	2500	600V AC	12-275V AC	3-32V DC	9235
SO848070*	2	95A	14400	600V AC	12-275V AC	3-32V DC	13900
SO889060*	2	125A	24000	1600V AC	24-600V AC	3.5-32V DC	36885

MOQ - Minimum Order Qty.

Direct Copper Bonding Technology



- Fewer joints, fewer layers results in better thermal characteristics
- Extremely low temperature rise ensures long life



- IP20-RC and VDR Protection
- Designed for all types of load
- Thyristor technology

Three Phase SSR's
SGT Series 3-Phase With LED (ZERO CROSS) IP20 Protection

HSN Code : 8536

Cat. No.	MOQ	AC51 Rating	AC53 Rating	$I^2t(A^2S)$	Peak Voltage	Operating	Control Voltage	MRP [₹]
DC CONTROL								
SGT8850200	2	50A	12A	2800	1600VAC	24-640VAC	4-30VDC	38180
SGT8670500	2	75A	16A	7200	1600VAC	24-520VAC	4-30VDC	41995
SGT8690500	2	125A	32A	22000	1600VAC	24-520VAC	4-30VDC	51530
AC/DC CONTROL								
SGT8658500	2	50A	12A	2800	1600VAC	24-520VAC	24-255VAC/DC	40050
SGT8678500	2	75A	16A	7600	1600VAC	24-520VAC	24-255VAC/DC	44000
SGT8698500	2	125A	32A	22000	1600VAC	24-520VAC	24-255VAC/DC	53515

MOQ - Minimum Order Qty.

Common IP20 Protective Cover for SC series SSR.

Accessories for SSR

HSN Code : 8538

Cat. No.	MOQ	Description	MRP [₹]
SC1K4600	20	IP20 Cover SC*	100
SCHS6 DIN	20	Din Clip	260
SCHS2200	5	Heat Sink 2.2K/W	1395
SCHS1100	5	Heat Sink 1.1 K/W	4410
SCHS0900	5	Heat Sink 0.9 K/W	5195
SCHS0300	5	Heat Sink 0.3K/W	8480

*IP20 Protective Cover for complete SC range
Refer to nearest branch office for heat sink selection

Suggested Heat Sink Rth values (K/W) for load rating at diff. Ambient Temperature

SSR Rating (A)	25°C	35°C	45°C	55°C
12A	2.2	2.2	2.2	1.1
25A	1.1	1.1	0.3	0.3
40A	0.3	0.3	0.3	0.3
50A	0.3	0.3	0.3	0.3
75A	0.3	0.3	0.3	0.3
95A	0.3	0.3	0.3	-
125A	0.3	0.3	-	-

* For Heat Sink Selection of SO7 / SO8 / SO9 / SG4 / SG5 ranges refer to nearest sales office

Heat Sink - 65 mm

- Wide range of Heat sinks offers perfect coordination with all SSRs

Note: Apply heat sink compound between SSR base and external heat sink. In case of closely packed units the ambient temperature condition should be considered carefully. For proper protection, short-circuit protection device (SCPD) (having I^2t rating lower than that of SSR I^2t) must be used.

Range

- Non illuminated and illuminated
- Flush
- Extended
- Mushroom head
- Lever and key type selector switch
- Indicators-Direct/Resistor/Transformer type
- Conforms to EN/IEC-60947-5/IS-13947-5

Features

- Protection degree - IP65
- Rugged construction
- Ideal for motor control centers and control panels
- Proven time tested design

Oil Tight Push Button & Indicating Lights - 'Type T' E 30.5 mm

HSN Code : 8536

Type	Description	Cat. No.	MRP [₹]	HSN Code	Lot Size
Actuator	**Standard flush Button** Red Green Black Yellow Blue Orange White	 TSFB-R TSFB-G TSFB-B TSFB-Y TSFB-BL TSFB-O TSFB-W	340	8536	20
	Long Button Red Green Black Yellow Blue Orange White	 TLB-R TLB-G TLB-B TLB-Y TLB-BL TLB-O TLB-W	365	8536	10
	Mushroom Head -Spring return Red -Spring return Green -Turn to release Red -Turn to release Green	 TMH-R TMH-G TMHL-R TMHL-G	 430 430 465 465	8536	10
	Selector Actuator -2 or 3 position	TSSA *■•	850	8536	10
	Cylindrical Lock -2 or 3 positions	TCL*■•	1230	8536	10
Station	Start/Stop Pushbutton	E20EA	1315	8536	1
Contact Block	1NO +1NC 2NO 2NC	050N1 050N2 050N3	450	8536	20
Aluminium Diecast Enclosure	One button Two buttons Three buttons	TEN-1 TEN-2 TEN-3	1390 1595 2160	8536	1
				HSN Code : 8538	
Accessories	Wrench for retaining ring Plug for hole Legend plate	TWN TPL 050L^	425 195 90	8538	1

Note: * Position-2 or 3 • Function M-maintained, S-Springretum ■ Cam code 1/2/3 ^ Suffix Legend Code

Oil Tight Indicating Light - E 30.5mm

HSN Code : 8536

Description	Application	Cat. No.	List Price [₹]	HSN Code	Lot Size
(Without lens) Direct type	AC & DC	TILD•10	605	8536	1
Transformer type	AC	TILT•10	765	8536	1
				HSN Code : 8538	
Polycarbonate Lens	-	LENS*	100	8538	10
Spare Bulb	AC & DC	SP61L#	110		1

* Lens available in colours given below # Suffix voltage code lamp

Voltage Code (Direct type lamps)

Volts	6	12	24	48	110	220	240	415
Code	*	*	U	*	A	B	K	M

Voltage Code (Transformer type lamps)

Volts	110/6	110/24	220/6	240/24	415/6
Code	A	*	*	K/U	*

* Available on request

Accessories for indicating light - E 30.5mm

HSN Code : 8538

Description	Cat. No.	List Price [₹]	HSN Code	Lot Size
Signal lamp transformer	TR ▪	440	8538	10

Suffix Colour Code - 30.5 mm

Colour	Suffix	Colour	Suffix
Red	1P	Yellow	5P
Green	2P	White	6P
Blue	3P	Clear	7P
Amber	4P		

Legend Plate - Suffix Code for E30 & 22.5

Inscription		Start	Stop	Inch	Forward	Reverse	UP	Down	Slow	Fast	Raise	Left	Motor Run	Motor Stop	Overload Tripped	Overload Reset	Power On
Suffix code	Type T (30.5mm)	1	2	3	4	5	6	7	9	10	11	-	-	-	-	-	-
	E22 (22.5mm)	34	35	14	07	41	40	04	33	06	-	18	22	23	30	31	32

Inscription		Stop Reset	Test	Trip	Lower	Off	On	Jog	Emergency Stop	Reset	High	Run	Close	Open	Blank	On-Off
Suffix code	Type T (30.5mm)	-	-	-	12	13	14	15	16	17	19	20	21	22	23	28
	E22 (22.5mm)	36	37	38	-	24	26	-	05	-	12	-	03	27	01	-

Control & Signalling Devices 22.5 mm – BML Metal Series (Non- illuminated)

HSN Code : 8536

Product	Description	Colour		Cat. No.	Unit MRP [₹]	Lot Size
	Flush Actuator	Red		BML22FA - R	150	30
		Green		BML22FA - G	150	
		Yellow		BML22FA - Y	150	
		Blue		BML22FA - BL	150	
		Black		BML22FA - BK	150	
		White		BML22FA - W	150	
	Projecting Actuator	Red		BML22PA - R	165	15
		Green		BML22PA - G	165	
		Yellow		BML22PA - Y	165	
		Blue		BML22PA - B	165	
		Black		BML22PA - BL	165	
		White		BML22PA - W	165	
	Mushroom Actuator (Momentary) Head – ϕ 40mm	Red		BML22MM4 - R	215	20
		Green		BML22MM4 - G	215	
		Yellow		BML22MM4 - Y	215	
		Blue		BML22MM4 - BL	215	
		Black		BML22MM4 - BK	215	
		White		BML22MM4 - W	215	
	Mushroom Actuator (Twist to Release) Head – ϕ 40mm	Red		BML22MT4 - R	300	20
		Black		BML22MT4 - BK	300	
	Mushroom Actuator (Key to Release) Head – ϕ 40mm	Red		BML22MK4 - R	670	20
	Mushroom Actuator (Momentary) Head – ϕ 60mm	Red		BML22MM6 - R	355	6
		Green		BML22MM6 - G	355	
		Yellow		BML22MM6 - Y	355	
		Blue		BML22MM6 - BL	355	
		Black		BML22MM6 - BK	355	
		White		BML22MM6 - W	355	
	Mushroom Actuator (Twist to Release) Head – ϕ 60mm	Red		BML22MT6 - R	385	6
		Black		BML22MT6 - BK	385	

Control & Signalling Devices 22.5 mm – BML Metal Series (Non- illuminated)

HSN Code : 8536

Product	Description	Colour		Cat. No.	Unit MRP [₹]	Lot Size
	Selector Knob Actuator					15
	2 Position - Maintained	Black	●	BML22SM2P - BK	420	
	3 Position – Maintained (both side)	Black	●	BML22SM3P - BK	420	
	2 Position Spring Return	Black	●	BML22SS2P - BK	460	
	3 Position Spring Return (Both Side)	Black	●	BML22SS3P - BK	470	
	Selector Key Actuator					15
	2 Position - Maintained	Black	●	BML22SK2P - BK	585	
	3 Position - Maintained (both side)	Black	●	BML22SK3P - BK	610	
	Twin Actuator (Spring Return with Green Knob "I" marked & Red Knob "O" marked)	Green & Red	● & ●	BML22TA- RG	260	15

Control & Signalling Devices 22.5 mm - BML Metal Series (illuminated)

	LED Luminous Twin Actuator AC/DC : 12V, 24V, 48V, 60V DC :110V, 220V AC : 110V, 240V, 440V	Red & Green Marked (I/O) & Amber LED	●	BML22LTA□-A	495	10
	LED Luminous Actuator AC/DC: 12V, 24V, 48V, 60V DC:110V, 220V AC: 110V, 240V, 440V	Red	●	BML22LA□-R	430	15
		Green	●	BML22LA□-G	430	
		Yellow	●	BML22LA□-Y	430	
		Clear	●	BML22LA□-C	430	
		Amber	●	BML22LA□-A	430	
		White	●	BML22LA□-W	690	
		Blue	●	BML22LA□-BL	690	

□ : Please mention voltage code from Table 2 (page no.52)

Control & Signalling Devices 22.5 mm – BML Metal Series (illuminated)

HSN Code : 8536

Product	Description	Colour	Cat. No.	Unit MRP [₹]	Lot Size
	LED Luminous 2 Position Selector Actuator (Maintained) AC/DC: 12V, 24V, 48V, 60V DC:110V, 220V AC: 110V, 240V, 440V	Red	BML22LSM2□-R	655	15
		Green	BML22LSM2□-G	655	
		Yellow	BML22LSM2□-Y	655	
		Clear	BML22LSM2□-C	655	
		Amber	BML22LSM2□-A	655	
		White	BML22LSM2□-W	915	
		Blue	BML22LSM2□-BL	915	
	LED Luminous 3 Position Selector Actuator (Maintained) AC/DC: 12V, 24V, 48V, 60V DC:110V, 220V AC: 110V, 240V, 440V	Red	BML22LSM3□-R	655	15
		Green	BML22LSM3□-G	655	
		Yellow	BML22LSM3□-Y	655	
		Clear	BML22LSM3□-C	655	
		Amber	BML22LSM3□-A	655	
		White	BML22LSM3□-W	915	
		Blue	BML22LSM3□-BL	915	

Control & Signalling Devices 22mm– BIL/BML LED Indicating Light

	LED Indicating Light - Standard (Barrel Type) AC/DC : 12V, 24V, 48V, 60V DC :110V, 220V AC : 110V, 240V, 440V	Red	BIL22BRS□-R	220	30
		Green	BIL22BRS□-G	220	
		Yellow	BIL22BRS□-Y	220	
		Clear	BIL22BRS□-C	220	
		Amber	BIL22BRS□-A	220	
		White	BIL22BRS□-W	395	
		Blue	BIL22BRS□-BL	395	
	LED Indicating Light - with LVGP (Barrel Type) AC/DC : 12V, 24V, 48V, 60V DC :110V, 220V AC : 110V, 240V, 440V	Red	BIL22BRP□-R	265	30
		Green	BIL22BRP□-G	265	
		Yellow	BIL22BRP□-Y	265	
		Clear	BIL22BRP□-C	265	
		Amber	BIL22BRP□-A	265	
		White	BIL22BRP□-W	440	
		Blue	BIL22BRP□-BL	440	
	LED Indicating Light - Universal Voltage (Barrel Type) 12-230V AC/DC	Red	BIL22BRUH4-R	335	30
		Green	BIL22BRUH4-G	335	
		Yellow	BIL22BRUH4-Y	335	
		Clear	BIL22BRUH4-C	335	
		Amber	BIL22BRUH4-A	335	
		White	BIL22BRUH4-W	515	
		Blue	BIL22BRUH4-BL	515	
	Pilot LED Indicating Light AC/DC : 12V, 24V, 48V, 60V DC :110V, 220V AC : 110V, 240V, 440V	Red	BML22PL□-R	385	15
		Green	BML22PL□-G	385	
		Yellow	BML22PL□-Y	385	
		Clear	BML22PL□-C	385	
		Amber	BML22PL□-A	385	
		White	BML22PL□-W	645	
		Blue	BML22PL□-BL	645	

□ : Please mention voltage code from Table 2 (page no.52)

Control & Signalling Devices 22.5 mm - Accessories for BML Series

HSN Code : 8536

Product	Description	Type	Cat. No.	Unit MRP [₹]	Lot Size
	Contact Element 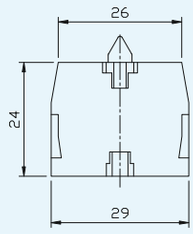	1 NO	BML22CB10	110	50
		1 NC	BML22CB01	110	
	Legend Plate Metal	Aluminium	BML22LPM-□	35	30
	Legend Plate Plastic Yellow Colour	Emergency / Stop	BML22LPP - 23	35	30
	Hole Closer	Plastic	BML22HC	70	50
	Rubber Boot for Flush Actuator	Transparent	BML22RB	80	20
	Rubber boot for Illuminated Push Button	Clear	BML22LRB	85	20

□: Please mention legend plate code from Table 1

Suffix Code Table

Table 1 (Legend Plate)

legend Plate	Code	legend Plate	Code
Start	1	OFF	12
Stop	2	Right	13
Forward	3	Left	14
Reverse	4	TRIP	15
UP	5	Local	16
DOWN	6	Remote	17
Open	7	Test	18
Close	8	Run	19
Auto	9	R Phase	20
Reset	10	Y Phase	21
ON	11	B Phase	22

Table 2 (Voltage Rating)

Voltage	Code
12V AC/DC	S4
24V AC/DC	U4
48V AC/DC	W4
60V AC/DC	Y4
110V DC	E1
220V DC	H1
110V AC	E
240V AC	H
415V AC	M

Note: FLEXI22 Push Button - 22.5mm are also available on request.

Shakti DOL & Star Delta Starters

- DOL & Star Delta upto 24 A relay range
- Heavy duty Shakti Contactor
- Wide Band coil voltages (190-400V, 230-420V, 220-240V, 380-415V)
- Encapsulated & Hermetically sealed coil
- Automatic star delta with electronic timer for reliable changeover from star to delta
- Selection of manual & auto resetting of overload relay

Citation DOL & Star Delta Starters

- DOL upto 40 HP
- Semi Automatic upto 40 HP
- Fully Automatic upto 375 HP
- Heavy Duty NHD & Citation Contactor
- Wide Band Coil Voltage (230-360V, 260-400V, 380-415V)
- Automatic Star Delta with Pneumatic Time for Reliable Changeover from Star to Delta
- Selection of Manual & Auto Resetting of Overload Relay

Shakti & Citation P Auto DOL Starters

- Shakti range available upto 24 A overload relay
- Citation P range available upto 40 A overload relay
- Auto start with on delay options:- 5 sec or 5 min or 0.5 sec to 5 min
- Mode of operation:- Auto/ Manual/ Manual SPP with selector on enclosure switch or SPP with inbuilt selector switch
- Protection against phase reversal, phase imbalance & single phasing

BK1 DOL & Semi Automatic Star Delta Starters

- Range: DOL upto 7.5 H.P
- Range:Star Delta upto 15 H.P
- Wide Band Coil 250-400 V AC & 200-400 VAC

1-Phase DOL Starter

- Starter With 2 Pole CPGN Contactor and 2 Pole Overload Relay
- Encapsulated & Hermetically Sealed Coil
- Selection of Manual & Auto Resetting of Overload Relay
- Power Coated Deep Drwan Sheet Steel Enclosure for Excellent Finish & Durability

Mini Manual Starters

- Range Available upto 10 HP (3PH) & upto 3HP (1PH)
- Flush & Base Mounting Version Available
- Trips Automatically in Low Voltage Conditions (with UV Coil)
- Prevents Motor From Restarting When Powder Comes Back

Shakti WP DOL Starter (190-400V AC Coil)

HSN CODE : 8536

Cat. No.	Overload Relay Range (A)	Contactor Type	Contactor Rating (AC-3)	MRP [₹]	Cat. No. (Open Execution)	MRP [₹]
SAWPGZA	2.4 - 3.8	Shakti	12 A	3285	-	-
SAWPHZA	3.8 - 6.0					
SAWPJZA	6.0 - 9.3					
SAWPGZ	2.4 - 3.8		20 A	3325	SAWPGZI	3275
SAWPHZ	3.8 - 6.0				SAWPHZI	
SAWPJZ	6.0 - 9.3				SAWPJZI	
SAWPKZ	8.9 - 13.5				SAWPKZI	
SAWPLZ	13.2 - 20.0			3500	SAWPLZI	3480
SAWPMZ	17.4 - 24.0			3675	SAWPMZI	3660



Shakti WP DOL Starter (Big Enclosure + TB)

HSN CODE : 8536

Cat. No.	Overload Relay Range (A)	Contactor Type	Contactor Rating (AC-3)	MRP [₹]
SAWPKZ-BT	8.9 - 13.5	Shakti	20 A	4410
SAWPLZ-BT	13.2 - 20.0			4605
SAWPMZ-BT	17.4 - 24.0			4850

Shakti DOL Starter (190-400V AC Coil)

HSN CODE : 8536

Cat. No.	Overload Relay Range (A)	Contactor Type	Contactor Rating (AC-3)	MRP [₹]	Cat. No. (Open Execution)	MRP [₹]
SAGZ	2.4 - 3.8	Shakti	20 A	3550	SAGZI	3490
SAHZ	3.8 - 6.0				SAHZI	
SAJZ	6.0 - 9.3				SAJZI	
SAKZ	8.9 - 13.5				SAKZI	
SALZ	13.2 - 20.0			3865	SALZI	3815
SAMZ	17.4 - 24.0			4020	SAMZI	3965

Shakti Auto-Start DOL Starter (With 5-Sec Delay Auto Switch)
3 Position Selection (Manual - Manual SPP - Auto)

HSN CODE : 8536

Cat. No.	Overload Relay Range (A)	Contactor Type	Contactor Rating (AC-3)	MRP [₹]
ASXGZ	2.4 - 3.8	Shakti	20 A	5980
ASXHZ	3.8 - 6.0			
ASXJZ	6.0 - 9.3			
ASXKZ	8.9 - 13.5			
ASXLZ	13.2 - 20.0			6275
ASXMZ	17.4 - 24.0			6635

For other Coil Voltages, kindly refer “Coil Voltage Master Table” at page 39

Shakti Semi Automatic Star Delta Starter with 260-400V AC Coil

HSN CODE : 8536

Cat. No.	Overload Relay Range (A)	Contactor Type	Contactor Rating (AC-3)	MRP [₹]
SASSGLEG	2.4 - 3.8	Shakti	16 A	12155
SASSHLEG	3.8 - 6.0			
SASSJLEG	6.0 - 9.3			
SASSKLEG	8.9 - 13.5			
SASSKLEG/LOR	13.2 - 20.0			12400
SASSKLEG-M	17.4 - 24.0			12810

For 380 - 415 V Coil Voltage replace Suffix 'G' by 'N'

Shakti Fully Automatic Star Delta Starter with 260-400V AC Coil & Electronic Timer

HSN CODE : 8536

Cat. No.	Overload Relay Range (A)	Contactor Type	Contactor Rating (AC-3)	MRP [₹]
SASAGLEG	2.4 - 3.8	Shakti	16 A	13380
SASAHLEG	3.8 - 6.0			
SASAJLEG	6.0 - 9.3			
SASAKLEG	8.9 - 13.5			
SASAKLEG/LOR	13.2 - 20.0			13605
SASAKLEG/MOR	17.4 - 24.0			13995

For 380 - 415 V Coil Voltage replace Suffix 'G' by 'N'

For other Coil Voltages, kindly refer “Coil Voltage Master Table” at page 36

Citation DOL Motor Starter

HSN CODE : 8536

Cat. No.	HP / KW at 3Ø, 415V, 50Hz	Overload Relay Range (A)	Contactor Type	Contactor Rating (AC-3)	MRP [₹]	Cat. No. (Open Execution)	MRP [₹]
NADLEN	0.5 / 0.37	0.72 - 1.14	C00N	16 A	4770	NADLENI	4660
NAELEN	0.75 / 0.55	1.07 - 1.70	C00N	16 A	4770	NAELENI	4660
NAFLEN	1 / 0.75	1.58 - 2.50	C00N	16 A	4770	NAFLENI	4660
NAGLEN	2 / 1.5	2.4 - 3.8	C00N	16 A	4770	NAGLENI	4660
NAHLEN	3 / 2.2	3.8 - 6.0	C00N	16 A	4770	NAHLENI	4660
NAJLEN	5 / 3.7	6.0 - 9.3	C00N	16 A	4770	NAJLENI	4660
NAKLEN	7.5 / 5.5	8.9 - 13.5	C00N	16 A	4770	NAKLENI	4660
NALLEN	10 / 7.5	13.2 - 20.0	C00N	16 A	5055	NALLENI	4940
NALLEN/MOR	12.5 / 10	17.4 - 24.0	CP20	20 A	5890	NALLENI/MOR	5920

Citation DOL Motor Starter

(A) with NHD Contactor

HSN CODE : 8536

Cat. No.	HP / KW at 3Ø, 415V, 50Hz	Overload Relay Range (A)	Contactor Type	Contactor Rating (AC-3)	MRP [₹]
NAMLEN	15 / 11	17.4 - 24.0	N0N	25A	8045
NAMLEN/NOR	15 / 11	22.0 - 30.0	N0N	25A	8765
NAPLEN/MOR	15 / 11	17.4 - 24.0	N01N	32A	10270
NAPLEN	20 / 15	23.0 - 32.0	N01N	32A	10690
NANLEN	20 / 15	22.0 - 30.0	N1N	40A	11830
NAQLEN	25 / 18.5	26.0 - 40.0	N1N	40A	12005

(B) 30 & 40 HP DOL Starter

Cat. No.	HP / KW at 3Ø, 415V, 50Hz	Overload Relay Range (A)	Contactor Type	Contactor Rating (AC-3)	MRP [₹]
CEHFRGDM*	30 / 22	36.0 - 52.0 (FR OLR)	Freedom	50A	20985
NACT2LEDM	30 / 22	37.6 - 60.0	Citation D	40A	26890
NACT2LEEM	40 / 30	37.6 - 60.0	Citation E	70A	35810

Citation P DOL Motor Starter New

HSN CODE : 8536

Type	Cat. No.	Coil	HP/ KW at 3Ø, 415V, 50Hz	Overload Relay Range (A)	Contactor Rating (AC-3)	MRP [₹]
P2	NBMLEN/LOR	N & G	10 / 7.5	13.2 - 20	25A	5995
P2	NBMLEN	N & G	15/ 11	17.4 - 24	25A	6130
P2	NBMLEN/POR	N & G	15/ 11	23 - 32	25A	6420
P3	NBPLEN	N & WB	20 / 15	23 - 32	32A	7535
P3	NBPLEN/QOR	N & WB	20 / 15	26 - 40	32A	7820
P3H	NBQLEN	N & WB	25 / 18.5	26 - 40	40A	9270

Citation P Auto DOL Motor Starter New

HSN CODE : 8536

Type	Cat. No.	Coil	HP/ KW at 3Ø, 415V, 50Hz	Overload Relay Range (A)	Contactor Rating (AC-3)	MRP [₹]
P1A	ANBKLEN	N & G	7.5 / 5.5	8.9 - 13.5	16A	6720
P1A	ANBLLEN	N & G	10 / 7.5	13.2 - 20	16A	6835
P1HA	ANBLLEN/MOR	N & G	12.5 / 10	17.4 - 24	20A	7140
P1HA	ANBLLEN/POR	N & G	12.5 / 10	23.0 - 32	21A	7345
P2A	ANBMLEN	N & G	12.5 / 10	17.4 - 24	25A	8090
P2A	ANBMLEN/POR	N & G	15/ 11	23 - 32	25A	8420
P3A	ANBPLEN	N & WB	20 / 15	26 - 40	32A	9195
P3HA	ANBQLEN	N & WB	22.5 /16.8	26 - 40	40A	10500

For other Coil Voltages, kindly refer 'Coil Voltage Master Table' at page 39

Citation Semi Automatic Star Delta Starter with NHD Contactor

HSN CODE : 8536

Cat. No.	HP / KW at 3Ø, 415V, 50Hz	Overload Relay Range (A)	Contactor Type	Contactor Rating (AC-3)	MRP [₹]
NASSHLEN	10 / 7.5	6.0 - 9.3	C00N	16A	13040
NASSJLEN	10 / 7.5	6.0 - 9.3	C00N	16A	13040
NASSKLEN	15 / 11	8.9 - 13.5	C00N	16A	13040
NASSKLEN/LOR	15 / 11	13.2 - 20.0	C00N	16A	13450
NASSLLEN	20 / 15	13.2 - 20.0	N0N	25A	20755
NASSMLEN	25 / 18.5	17.4 - 24.0	N0N	25A	20885
NASSPLEN	25 / 18.5	23.0 - 32.0	N0N	25A	23200
NASS01PLEN	35 / 26	23.0 - 32.0	N01N	32A	25255
NASS01QLEN	40 / 30	26.0 - 40.0	N01N	32A	25475
NASSNLEN	35 / 26	22.0 - 30.0	N1N	40A	36790
NASS01CT1LEN	40 / 30	24.4 - 39.0	N01N	32A	37910
NASSFRGCLEC4M	40 / 30	29-42 (FR OLR)	C4	32A	40135

Citation Fully Automatic Star Delta Starter with NHD Contactor & Pneumatic Timers

HSN CODE : 8536

Cat. No.	HP / KW at 3Ø, 415V, 50Hz	Overload Relay Range (A)	Contactor Type	Contactor Rating (AC-3)	MRP [₹]
NASAGLEN	3 / 2.2	2.4 - 3.8	C00N	16A	18030
NASAHLEN	5 / 3.7	3.8 - 6.0	C00N	16A	18030
NASAJLEN	10 / 7.5	6.0 - 9.3	C00N	16A	18030
NASAKLEN	15 / 11	8.9 - 13.5	C00N	16A	18030
NASAKLEN/LOR	15 / 11	13.2 - 20.0	C00N	16A	18905
NASALLEN	20 / 15	13.2 - 20.0	N0N	25A	23880
NASAMLEN	25 / 18.5	17.4 - 24.0	N0N	25A	24010
NASAPLEN	30 / 22	23.0 - 32.0	N0N	25A	25005
NASA01PLEN	35 / 26	23.0 - 32.0	N01N	32A	30295
NASANLEN	35 / 26	22.0 - 30.0	N1N	40A	42680
NASAQLEN	40 / 30	26.0 - 40.0	N1N	40A	42930
NASACT1LEN	40 / 30	24.4 - 39.0	N1N	40A	47990

Citation Fully Automatic Star Delta Starter with Citation M Contactor & Pneumatic Timers

HSN CODE : 8536

Cat. No.	HP / KW at 3Ø, 415V, 50Hz	Overload Relay Range (A)	Contactor Type	Contactor Rating (AC-3)	MRP [₹]
NASACT1LEDM	40 /30	24.4 - 39.0	D	40A	56465
NASACT2LEDM	50 / 37	37.6 - 60.0	D	40A	57365
NASACT2LEEM	75 / 55	37.6 - 60.0	E	70A	98110
NASACT3LEEM	85 / 65	56.4 - 90.0	E	70A	104340
NASACT3LEC5M	100 / 75	56.4 - 90.0	M-5	110A	133240
NASACT4LEC5M	135 / 100	84.6 - 135.0	M-5	110A	136225
NASACT4LENM	150 / 110	84.6 - 135.0	N	140A	187805
NASACT5LEC6M	250 / 185	131.6 - 210.0	S	300A	258900
NASACT6LEC6M	375 / 280	188.0 - 300.0	S	300A	312680

For other Coil Voltages, kindly refer 'Coil Voltage Master Table' at page 39

Motor Starters-BK1

New

BHARTIA BCH

BK1 DOL Motor Starter

HSN CODE : 8536

Type	Cat. No.	HP/ KW at 3ø, 415V, 50Hz	Overload Relay Range (A)	Contactor Rating (AC-3)	MRP [₹]
BK1 DOL	BK1DBEWB1	0.75 HP	1-1.6	16A	2760
BK1 DOL	BK1DBFWB1	1 HP	1.5-2.5	16A	2760
BK1 DOL	BK1DBGWB1	2 HP	2.5-4	16A	2760
BK1 DOL	BK1DBHWB1	4 HP	4-6.5	16A	2760
BK1 DOL	BK1DBJWB1	6 HP	6-10	16A	2760
BK1 DOL	BK1DBKWB1	7.5 HP	9-14	16A	2760
BK1 DOL	BK1DBKLWB1	7.5 HP	11-18	16A	2820
BK1 DOL	BK1DBLWB1	7.5 HP	13-22	16A	2890
BK2 DOL	BK2DBLWB1	7.5 HP	13-22	25A	3310
BK2 DOL	BK2DBPWB1	7.5 HP	20-32	25A	3310

*WB1 - 250-450V (415V) *WB2 - 200-400V (360V)

BK1 Semi-Automatic Motor Starter

HSN CODE : 8536

Type	Cat. No.	HP/ KW at 3ø, 415V, 50Hz	Overload Relay Range (A)	Contactor Rating (AC-3)	MRP [₹]
BK1 SASD	BK1SSBHWB1	6 HP	4-6.5	16A	10160
BK1 SASD	BK1SSBJWB1	10 HP	6-10	16A	10160
BK1 SASD	BK1SSBKWB1	12.5 HP	9-14	16A	10160
BK1 SASD	BK1SSBKLWB1	15 HP	11-18	16A	10240
BK1 SASD	BK1SSBLWB1	15 HP	13-22	16A	10365
BK2 SASD	BK2SSBLWB1	15 HP	13-22	25A	11380
BK2 SASD	BK2SSBPWB1	15 HP	20-32	25A	11380

BK Contactors

HSN CODE : 8536

Cat. No.	Description	MRP [₹]
BK1C16WB1	Bk1 Contactor, 4P, 16A, 250-450V AC	2025
BK2C25WB1	BK2 Contactor, 4P, 25A, 250-450V AC	2235

BK Overload Relay

HSN CODE : 8536

Cat. No.	Description	MRP [₹]
BK1OLRBE	Overload Relay, 3P, BK, 1-1.6A	1120
BK1OLRBF	Overload Relay, 3P, BK, 1.5-2.5A	1120
BK1OLRBG	Overload Relay, 3P, BK, 2.5-4.0A	1120
BK1OLRBH	Overload Relay, 3P, BK, 4-6A	1120
BK1OLRBJ	Overload Relay, 3P, BK, 6-10A	1120
BK1OLRBK	Overload Relay, 3P, BK, 9-14A	1120
BK10LRBKL	Overload Relay, 3P, BK, 11-18A	1150
BK1OLRBL	Overload Relay, 3P, BK, 13-22A	1275
BK2OLRBP	Overload Relay, 3P, BK, 20-32A	1405

Spares for BK1 Starters

HSN CODE : 8538

Cat. No.	Description	MRP [₹]
BK1-AS16	Housing (Arc Shield) for BK1 Contactor	155
BK2-AS25	Housing (Arc Shield) for BK2 Contactor	160
BK1-CB16	Contact Bridge for BK1 Contactor	140
BK2-CB25	Contact Bridge for BK2 Contactor	145
BK1-CK16	Contact Kit for BK1 Contactor	920
BK2-CK25	Contact Kit for BK2 Contactor	1300
BKCWB1	Coil 250-450V AC for BK Contactors	300
BKCWB2	Coil 200-400V AC for BK Contactors	300
BK-PB	Twin Push Button for BK Starters	140
BKCB11	Auxiliary contact 1NO+1NC for BK Starter	315
BK1-MC16	Single moving contact for BK1 Contactor	85
BK2-MC25	Single moving contact for BK2 Contactor	120

Fully Automatic Star Delta Starter with Citation M Contactor, Pneumatic Timer & Electronic Over Current Relay with Ammeter & Voltmeter

HSN CODE : 8536

Cat. No.	HP / KW at 3Ø, 415V, 50Hz	EOCR Range (A)	Contactor Type (Citation)	Contactor Rating (AC-3)	MRP [₹]
NASASS60LEDM-P	50 / 37	5-60 Amp	D	40A	69430
NASASS60LEEM-P	75 / 55	5-60 Amp	E	70A	108605
NASA2CTD1CLEM5M-P	100/ 75	0.5-6 Amp (with CT 100/5) (2CT model)	M-5	110A	148170
NASA2CT150LEM5M-P	135/ 100	0.5-6 Amp (with CT 150/5) (2CT model)	M-5	110A	153495

Fully Automatic Star Delta Starter with NHD Contactor, Electronic Timer & Electronic Over Current Relay with Ammeter & Voltmeter and MCB

HSN CODE : 8536

Cat. No.	HP / KW at 3Ø, 415V, 50Hz	EOCR Range (A)	Contactor Type (NHD)	Contactor Rating (AC-3)	MCB Rating	MRP [₹]
NASASS30LEN-P-MCB	25 / 18.5	3-30 Amp	NA25M	25A	40A (TP)	41580

Motor Starters- Freedom

Industrial DOL Starters with Freedom Contactor & Overload Relay

HSN CODE : 8536

Cat. No.	HP / KW at 3Ø, 415V, 50Hz	Overload Relay Type	Overload Relay Range (A)	Contactor Type	Contactor Rating (AC-3)	MRP [₹]
CEBFM	0.5/0.37	Freedom	1.0-1.4	Freedom	9 A	3490
CEBGM	0.75/0.55	Freedom	1.3-1.8	Freedom	9 A	3490
CEBHM	1.0/0.75	Freedom	1.7-2.4	Freedom	9 A	3490
CEBJM	1.5/1.1	Freedom	2.2-3.1	Freedom	9 A	3490
CEBKM	2.0/1.5	Freedom	2.8-4.0	Freedom	9 A	3490
CEBMM	3.0/2.2	Freedom	4.5-6.5	Freedom	9 A	3490
CEBPM	5.0/3.7	Freedom	7.5-11	Freedom	9 A	3490
CECPM	5.0/3.7	Freedom	7.5-11	Freedom	12 A	3585
CECQM	7.5/5.5	Freedom	10-14	Freedom	12 A	3585
CEDQM	7.5/5.5	Freedom	10-14	Freedom	18 A	4530
CEDRM	10/7.5	Freedom	13-19	Freedom	18 A	4530
CECBHM	3.0/2.2	Citation	3.8-6	Freedom	9 A	3490
CECBJM	5.0/3.7	Citation	6-9.3	Freedom	9 A	3490
CECCKM	7.5/5.5	Citation	8.9-13.5	Freedom	12 A	3585
CECDLM	10/7.5	Citation	13.2-20	Freedom	18 A	4530

DOL Reversing Starter

HSN CODE : 8536

Cat. No.	HP / KW at 3Ø, 415V, 50Hz	Overload Relay Range (A)	Contactor Type	Contactor Rating (AC-3)	MRP [₹]
NARFLEN	1/0.75	1.58 - 2.50	C00N	16 A	11715
NARGLEN	2/1.5	2.4 - 3.8	C00N	16 A	11715
NARHLEN	3/2.2	3.8 - 6.0	C00N	16 A	11715
NARJLEN	5/3.7	6.0 - 9.3	C00N	16 A	11715
NARKLEN	7.5/5.5	8.9 - 13.5	C00N	16 A	11715
NARLLEN	10/7.5	13.2 - 20.0	N0N	25 A	16275
NARMLEN	15/11	17.4 - 24.0	N1N	40 A	20825
NARNLEN	20/15	22.0 - 30.0	N1N	40 A	21990

For other Coil Voltages, kindly refer 'Coil Voltage Master Table' at page 39

1- Phase Mini Manual Motor Starter upto 3HP (Surface Mounting)

HSN CODE : 8536

Cat. No.	Recommended HP 1Ø, 240V	Overload Relay Range (A)	MRP [₹]	Cat. No. (with UV Coil)	MRP [₹]
AMLE-10-SP	-	0.23 - 0.47	1785	AMLEH-10-SP	2395
AMLE-20-SP	-	0.46 - 0.80		AMLEH-20-SP	
AMLE-30-SP	1 / 8	0.85 - 1.55		AMLEH-30-SP	
AMLE-40-SP	1 / 6	1.60 - 3.20		AMLEH-40-SP	
AMLE-50-SP	0.5 / 0.75	3.50 - 6.50		AMLEH-50-SP	
AMLE-60-SP	1 to 2	6.80 - 11.7		AMLEH-60-SP	
AMLE-70-SP	2 to 3	11.0 - 20.0		AMLEH-70-SP	

For flush mounting replace 'E' by 'C' and reduce pricce by ₹ **50**

3- Phase Mini Manual Motor Starter upto 10 HP (Surface Mounting)

HSN CODE : 8536

Cat. No.	Recommended HP 3Ø, 415V	Overload Relay Range (A)	MRP [₹]	Cat. No. (with UV Coil)	MRP [₹]
AMLE-10	-	0.23 - 0.47	2410	AMLEN-10	2775
AMLE-20	-	0.46 - 0.80		AMLEN-20	
AMLE-30	0.50 / 0.75	0.85 - 1.55		AMLEN-30	
AMLE-40	1.00 / 1.50	1.60 - 3.20		AMLEN-40	
AMLE-50	3.00	3.50 - 6.50		AMLEN-50	
AMLE-60	5.00	6.80 - 11.7		AMLEN-60	
AMLE-70	10.00	11.0 - 20.0		AMLEN-70	

For flush mounting replace 'E' by 'C' and reduce pricce by ₹ 55

1-Phase DOL with 2P Contactor & 2P Overload Relay

New

HSN CODE : 8536

Type	Cat. No.	HP/ KW at 1ø, 220V, 50Hz	Overload Relay Range (A)	Contactor Rating (AC-3)	MRP [₹]
1P10	NAHLEBW-SP	0.75 / 0.55	3.8 - 6.0	16A	2545
1P10	NAJLEBW-SP	1 / 0.75	6.0 - 9.3	16A	2545
1P10	NAKLEBW-SP	1.5 / 1.10	8.9 - 13.5	16A	2545
1P10H	NALLEBW-SP	2 / 1.5	13.2 - 20	25A	2595
1P10H	NAMLEBW-SP	3 / 2.2	17.4 - 24	25A	2675

Manual Star Delta Starter (with 260-400V AC Coil)

HSN CODE : 8536

Cat. No.	HP at 3Ø, 415V, 50Hz	Overload Relay Range (A)	Contactor Type	Contactor Rating (AC-3)	MRP [₹]
HASSGLEG	3 HP	2.4 - 3.8	C00N	16 A	7375
HASSHLEG	5 HP	3.8 - 6.0	C00N	16 A	7375
HASSJLEG	10 HP	6.0 - 9.3	C00N	16 A	7375
HASSKLEG	15 HP	8.9 - 13.5	N0N	25 A	8380

HSN CODE : 8538

HASSW15	Spare switch for 15 HP MSD Starter	2895

For other Coil Voltages, kindly refer 'Coil Voltage Master Table' at page 39

Three Phase

- Direct on line : upto 40 A relay rating
- Star Delta : upto 135 A relay rating
- Protections :
  - Phase failure
  - Phase imbalance
  - Phase reversal
- Short Circuit Protection Through MCB/MCCB : In case of Premium models
- Auto Start with on delay options:
  - 0.5Sec to 5Min (Field adjustable) SPP Pro
  - 5Sec
  - 5Min
- Ammeter and Voltmeter
- On/Off and Trip indications
- Powder coated enclosure with PU gasket ensuring excellent finish and reliability
- Provision for connecting Dry run preventor

On/Trip Indicators

Isolated Terminal blocks for better termination

Better esthetic look & easy to maintenance to use of Bus-bar



Single Phase

With Mini DOL (up to 11 - 20 A Relay)

- Premium Model (With Ammeter & Voltmeter)

With 2 Pole Contactor + 2 Pole Relay (up to 40 A Relay)

- Economy Model (With Ammeter)
- Standard Model (With Ammeter & Voltmeter)
- Alfa Model up to 30 A Relay (With Ammeter & Voltmeter)
- With Dry Run Protection Model (Digital Meter)
- CPD Model with MCB (Digital VA Meter)

Citation Submersible Pump Starter with 3-Position Selection (with Auto Switch) with or without MCB option

DOL (3-Ph) — **HSN CODE : 8536**

Overload Relay Range (A)	Contactor Type	Contactor Rating (AC-3)	DOL (without Short Circuit Protection)		Premium DOL (with Short Circuit Protection) MCB	
			Cat. No.	MRP [₹]	Cat. No.	MRP [₹]
1.58 - 2.50	C00N	16 A	CPEYNAFN	10495	--	--
2.4 - 3.8	C00N	16 A	CPEYNAGN	10495	CPPYNAGN	15285
3.8 - 6.0	C00N	16 A	CPEYNAHN	10495	CPPYNAHN	15285
6.0 - 9.3	C00N	16 A	CPEYNAJN	10495	CPPYNAJN	15285
8.9 - 13.5	C00N	16 A	CPEYNAKN	10495	CPPYNAKN	15285
13.2 - 20.0	C00N	16 A	CPEYNALN	11370	CPPYNALN	16350
17.4 - 24.0	N0N	25 A	CPEYNAMN	12645	CPPYNAMN	18610
23.0 - 32.0	N01N	32 A	CPEYNA01PN	14070	--	--

Citation Submersible Pump Starter with 3-Position Selection (with Auto Switch) with or without MCB / MCCB option

STAR DELTA (3-Ph) — **HSN CODE : 8536**

Overload Relay Range (A)	Contactor Type	Contactor Rating (AC-3)	Star Delta (without Short Circuit Protection)		Premium Star Delta (with Short Circuit Protection) MCB or MCCB	
			Cat. No.	MRP [₹]	Cat. No.	MRP [₹]
3.8 - 6.0	C00N	16 A	CPSDEYHN	20800	--	--
6.0 - 9.3	C00N	16 A	CPSDEYJN	20800	CPSDPYJN	25225
8.9 - 13.5	C00N	16 A	CPSDEYKN	20800	CPSDPYKN	25225
13.2 - 20.0	C00N	16 A	CPSDEYLN-C00	21170	CPSDPYLN-C00	26185
17.4 - 24.0	CP20	20 A	CPSDEYMN-CP20	23150	--	--
13.2 - 20.0	N0N	25 A	CPSDEYLN	25375	CPSDPYLN	30985
17.4 - 24.0	N0N	25 A	CPSDEYMN	26730	CPSDPYMN	33480
23.0 - 32.0	N01N	32 A	CPSDEY01PN	32905	CPSDPY01N	38210
22.0 - 30.0	N1N	40 A	CPSDEYNN	40995	CPSDPYNN	45820
26.0 - 40.0	N1N	40 A	CPSDEYQN	41595	CPSDPYQN	46455
24.4 - 39.0	N1N	40 A	CPSDEYCT1N	47140	CPSDPYCT1N	55110
37.6 - 60.0	Citation E	70 A	CPSDEYCT2M	77640	CPSDPYCT2M	88220
56.4 - 90.0	Citation E	70 A	CPSDEYECT3M	83335	CPSDPYECT3M	89640
56.4 - 90.0	Citation M-5	110 A	CPSDEYCT3M	107825	CPSDPYCT3M	114780
84.6 - 135.0	Citation M-5	110 A	CPSDEYCT4M	111230	CPSDPYCT4M	123220

Shakti DOL Submersible Pump Starter (with Auto Switch) 3-Ph

HSN CODE : 8536

Overload Relay Range (A)	Description	Contactor Rating (AC-3)	3 Position Selection (Manual - Manual SPP - Auto)	
	Contactor Type		Cat. No.	MRP [₹]
2.4 - 3.8	Shakti	20 A	CPEYSAGZ	9900
3.8 - 6.0	Shakti	20 A	CPEYSAHZ	9900
6.0 - 9.3	Shakti	20 A	CPEYSAJZ	9900
8.9 - 13.5	Shakti	20 A	CPEYSAKZ	9900
13.2 - 20.0	Shakti	20 A	CPEYSALZ	10950
17.4 - 24.0	Shakti	20 A	CPEYSAMZ	11520

For 380 - 415 V coil voltage replace suffix "Z" with "N" in the Cat. Code

For other Coil Voltages, kindly refer 'Coil Voltage Master Table' at page 39

Citation P Submersible Pump Starter - Standard and Premium versions

DOL (3-Ph)

HSN CODE : 8536

Type	Overload Relay Range (A)	Contactor Rating (AC-3)	Coil	Standard (without Short Circuit Protection)		Premium (with Short Circuit Protection) with MCB New	
				Cat. No.	MRP [₹]	Cat. No.	MRP [₹]
CITATION P10	1.58 - 2.5	16 A	N & G	CPEYNBFN	9840	CPPYNBFN	12330
CITATION P10	2.4 - 3.8	16 A	N & G	CPEYNBGN	9840	CPPYNBGN	12330
CITATION P10	3.8 - 6	16 A	N & G	CPEYNBHN	9840	CPPYNBHN	12330
CITATION P10	6 - 9.3	16 A	N & G	CPEYNBJN	9840	CPPYNBJN	12380
CITATION P10	8.9 - 13.5	16 A	N & G	CPEYNBKN	9840	CPPYNBKN	12380
CITATION P10	13.2 - 20	16 A	N & G	CPEYNBLN	10275	CPPYNBLN	12945
CITATION P10B	13.2 - 20	20 A	N & G	CPEYNBL2N	10425	CPPYNBL2N	13340
CITATION P10H	17.4 - 24	25 A	N & G	CPEYNBMN	10800	CPPYNBMN	13885
CITATION P11	23 - 32	32A	N & WB	CPEYNBP01N	12075	CPPYNBP01N	15525
CITATION P11	26 - 40	32A	N & WB	CPEYNBQ01N	12240	CPPYNBQ01N	15675
CITATION P12	26 - 40	40A	N & WB	CPEYNBQN	12845	CPPYNBQN	15965



Citation P Submersible Pump Starter - Standard and Premium versions

STAR DELTA (3-Ph)

HSN CODE : 8536

Type	Overload Relay Range (A)	Contactor Rating (AC-3)	Coil	Standard (without Short Circuit Protection)		Premium (with Short Circuit Protection) with MCB/MCCB New	
				Cat. No.	MRP [₹]	Cat. No.	MRP [₹]
CITATION P20	6 - 9.3	16 A	N & G	CPSDEYNBJN	19270	CPSDPYNBJN	21095
CITATION P20	8.9 - 13.5	16 A	N & G	CPSDEYNBKN	19270	CPSDPYNBKN	21635
CITATION P20	13 - 20	16 A	N & G	CPSDEYNBLN	19875	CPSDPYNBLN	21795
CITATION P20A	13.2 - 20	20 A	N, LV & G	CPSDEYNBL2N	20660	CPSDPYNBL2N	23865
CITATION P20A	17.4 - 24	20 A	N, LV & G	CPSDEYNBM2N	20775	CPSDPYNBM2N	23995
CITATION P20B	23 - 32A	25 A	N, LV & G	CPSDEYNBPN	24075	CPSDPYNBPN	28180
CITATION P20H	22 - 30A	32 A	N & WB	CPSDEYNB01NN	24485	CPSDPYNB01NN	28275
CITATION P20H	23 - 32A	32 A	N & WB	CPSDEYNB01PN	24500	CPSDPYNB01PN	28830
CITATION P20H	26 - 40A	32 A	N & WB	CPSDEYNB01QN	24995	CPSDPYNB01QN	31320
CITATION P21	26 - 40A	40 A	N & WB	CPSDEYNBQN	31080	CPSDPYNBQN	38560
CITATION P21	36 - 52A (FR OLR)	40 A	N & WB	CPSDEYNBFRGDN	36165	–	

Range Extension

Type	Overload Relay Range (A) (Freedom OLR)	Contactor Rating (AC-3) (Citation 3P)	Cat. No.	Coil	MRP [₹] New
Citation P32	22 - 32	32 Amp	CPSDEYNBC4FRGBM	M	38155
Citation P40	36 - 52	40 Amp	CPSDEYNBDFRGDM	M	39040
Citation P50	45 - 63	50 Amp	CPSDEYNBD1FRGEM	M	47030
Citation P70	36 - 52	70 Amp	CPSDEYNBEFRGDM	M & LA	64085
Citation P70	45 - 63	70 Amp	CPSDEYNBEFRGEM	M & LA	66010
Citation P70	60 - 80	70 Amp	CPSDEYNBEFRGFM	M & LA	68255
Citation P100	60 - 80	110 Amp	CPSDEYNBM5FRGFM	M & LA	88290

Shakti P DOL Submersible Pump Starter (3-Phase)

HSN CODE : 8536

Type	Overload Relay Range (A)	Contactor Rating (AC-3)	Cat. No.	Coil	MRP [₹]
SHAKTI P6	1.58 - 2.5	12 A	CPEYSBFZ	Z & N & MB	9160
SHAKTI P6	2.4 - 3.8		CPEYSBGZ		
SHAKTI P6	3.8 - 6		CPEYSBHZ		
SHAKTI P6	6 - 9.3		CPEYSBJZ		
SHAKTI P10	8.9 - 13.5	20 A	CPEYSBKZ		9295
SHAKTI P10	13.2 - 20		CPEYSBLZ		10205
SHAKTI P10	17.4 - 24		CPEYSBMZ		10735

1-Phase DOL with 2P CPG Contactor & 2P Overload Relay

HSN CODE : 8536

Cat. No.	HP / KW at 1Ø, 220V, 50Hz	Overload Relay Range (A)	Contactor Type	Contactor Rating (AC-3)	MRP [₹]
NAAEBW-SP	-	1.07 - 1.70	2P CPG	12A	3450
NAAHBW-SP	0.75 / 0.55	3.8 - 6.0	2P CPG	12A	3450
NAHBW-SP	0.75 / 0.55	3.8 - 6.0	2P CPG	16A	3495
NAAJBW-SP	1 / 0.75	6.0 - 9.3	2P CPG	12A	3450
NAJBW-SP	1 / 0.75	6.0 - 9.3	2P CPG	16A	3495
NAKBW-SP	1.5 / 1.10	8.9 - 13.5	2P CPG	16A	3495
NAALBW-SP	2 / 1.5	13.2 - 20.0	2P CPG	20A	3585
NALBW-SP	2 / 1.5	13.2 - 20.0	2P CPG	25A	3910
NAMBW-SP	3 / 2.2	17.4 - 24.0	2P CPG	25A	4090

Auto Switch Cum SPP (SPP pro)

- Two type of versions : 6-wire and 7-wire
- Microcontroller based design for advanced functionality
- Protection against single phasing, reverse phasing and unbalance voltage
- Settable ON delay time - 5 Sec to 5 Min
- Integrated Auto/ Manual SPP/ Bypass switch
- LED indication :
  - Healthy Supply Conditions: Green LED is continuous ON
  - Unhealthy Supply Conditions: Green LED is blinking

HSN CODE : 8538

Cat. No.	Description	MRP[₹]
BCHSPP2Z	SPP Pro (6 wire), 230-400V AC	975
BCHSPP2N	SPP Pro (6 wire), 380-415V AC	975
BCHSPP2CW	SPP Pro (6 wire), 260-440V AC	975
BCHSPP2Z-7W	SPP Pro (7 wire), 230-400V AC	975
BCHSPP2N-7W	SPP Pro (7 wire), 380-415V AC	975
BCHSPP2CW-7W	SPP Pro (7 wire), 260-440V AC	975

1-Phase SPS With 2P Contactor + Overload Relay (Ammeter + Voltmeter) with 160-220V AC Coil

HSN CODE : 8536

HP at 1Ø, 220V, 50Hz	Overload Relay Range (A)	Contactor Rating (AC-3)	Cat. No.	Run Capacitor (mfd)	Start Capacitor (mfd)	MRP [₹]
0.75 HP	3.8 - 6.0	12 Amp	CPNSHBW-SPE	25	80/100	5675
0.75 HP	3.8 - 6.0	16 Amp	CPNSHBW-SP	25	80/100	5795
			CPNSHBW-SP(RC36)	36	80/100	5840
			CPNSHBW-RC25-SC120	25	100/120	5980
			CPNSHBW-RC30-SC200	30	150/200	6765
1 HP	6.0 - 9.3	12 Amp	CPNSJBW-SPE	36	100/120	5900
1 HP	6.0 - 9.3	16 Amp	CPNSJBW-SP	36	100/120	5985
			CPNSJBW-RC20SC100	20	80/100	5950
			CPNSJBW-RC25SC100	25	80/100	6030
			CPNSJBW-RC50SC100	50	80/100	6205
			CPNSJBW-RC60SC150	60	120/150	6495
			CPNSJBW-RC72SC150	72	120/150	6635
			CPNSJBW-SP(RC30)	30	100/120	6030
			CPNSJBW-SP(RC50)	50	100/120	6030
			CPNSJBW-SP(SC100)	36	80/100	6445
			CPNSJBW-RC36-SC200	36	150/200	6890
1.5 HP	8.9 - 13.5	12 Amp	CPNSKBW-SPE	50	120/150	6490
1.5 HP	8.9 - 13.5	16 Amp	CPNSKBW-SP	50	120/150	6530
			CPNSKBW-RC30SC120	30	100/120	6435
			CPNSKBW-RC36SC120	36	100/120	6455
			CPNSKBW-SP(RC36)	36	120/150	6495
			CPNSKBW-SP(RC72)	36+36	120/150	6700
			CPNSKBW-RC50-SC200	50	150/200	7145
2 HP	13.2 - 20.0	16 Amp	CPNSLBW-SP	72	150/200	6990
			CPNSLBW-SP(2RC36)	36+36	150/200	7165
			CPNSLBW-RC100SC150	100	120/150	7040
			CPNSLBW-RC90SC150	45+45	120/150	7175
			CPNSLBW-SP(SC150)	72	120/150	7175
			CPNSLBW-RC72SC250	72	200/250	7570
3 HP	17.4 - 24.0	20 Amp	CPNSMBW-SPE	100	200/250	7455
3 HP	17.4 - 24.0	25 Amp	CPNSMBW-SP	100	200/250	7770
			CPNSMBW-SP(2RC50)	50+50	200/250	8070
3 HP	22.0 - 30.0	25 Amp	CPNSNBW-SP	100	200/250	8310
			CPNSNBW-SP(2RC50)	50+50	200/250	8545
5 HP	23.0 - 32.0	32 A & 12 A	CPNSPBW-SPE	100+50	200/250	11395
5 HP	23.0 - 32.0	40 A & 16 A	CPNSPBW-SP	100+50	200/250	11415
			CPNSPBW-SP(3RC50)	50+50+50	200/250	11685
5 HP	23.0 - 32.0	40 Amp	New CPNSPBW-SPH	100+50	200/250	9715
			CPNSPBBW-SPH	100+50	200/250	9715
			CPNSPBW-SPH(3R50)	50+50+50	200/250	9715
			CPNSPBBW-SPH(3R50)	50+50+50	200/250	9715
5 HP	28.0 - 40.0	40 Amp	New CPNSQBBW-SPH	100+50	200/250	10205
			CPNSQBW-SPH	100+50	200/250	10205
			CPNSQBBW-SPH(3R50)	50+50+50	200/250	10205
			CPNSQBW-SPH(3R50)	50+50+50	200/250	10205

*Suffix"D" in Cat Code for Dry Run Protection panel (only Extra Terminal is provided to connect Dry Run unit)
**For 170-240V coil, replace "BW" in above cat code with "BBW"

1-Phase SPS (Alfa Model) With 2P Contactor + Overload Relay (Ammeter + Voltmeter)

HSN CODE : 8536

HP at 1Ø, 220V, 50Hz	Overload Relay Range (A)	Contactor Rating (AC-3)	Cat. No. (New)	Run Capacitor (mfd)	Start Capacitor (mfd)	MRP [₹]
0.75 HP	3.8 - 6	16 Amp	CPGNSHBW-SP	25	80-100	4880
1 HP	6 - 9.3	16 Amp	CPGNSJBW-SP	36	100-120	5255
1 HP	6 - 9.3	16 Amp	CPGNSJBBW-SP	36	100-120	5255
1 HP	6 - 9.3	16 Amp	CPGNSJBW-SP(RC50)	50	100-120	5255
1 HP	6 - 9.3	16 Amp	CPGNSJBBW-SP(RC50)	50	100-120	5255
1 HP	6 - 9.3	16 Amp	CPGNSJBW-RC50SC100	50	80-100	5255
1.5 HP	8.9 - 13.5	16 Amp	CPGNSKBW-SP	50	120-150	5655
1.5 HP	8.9 - 13.5	16 Amp	CPGNSKBBW-SP	50	120-150	5655
1.5 HP	8.9 - 13.5	16 Amp	CPGNSKBW-SP(RC72)	72	120-150	5655
1.5 HP	8.9 - 13.5	16 Amp	CPGNSKBBW-SP(RC72)	72	120-150	5655
2 HP	13.2 - 20	16 Amp	CPGNSLBW-SP	72	150-200	6015
2 HP	13.2 - 20	16 Amp	CPGNSLBBW-SP	72	150-200	6015
2 HP	13.2 - 20	16 Amp	CPGNSLBW-SP(2RC36)	36x2	150-200	6015
2 HP	13.2 - 20	16 Amp	CPGNSLBBW-SP(2R36)	36x2	150-200	6015
2 HP	13.2 - 20	16 Amp	CPGNSLBW-RC90SC150	45X2	120-150	6015
2 HP	13.2 - 20	16 Amp	CPGNSLBW-R100SC150	100	120-150	6015
3 HP	17.4 - 24	25 Amp	CPGNSMBW-SP	100	200-250	6565
3 HP	17.4 - 24	25 Amp	CPGNSMBBW-SP	100	200-250	6565
3 HP	17.4 - 24	25 Amp	CPGNSMBW-SP(2RC50)	50x2	200-250	6565
3 HP	17.4-24	25 Amp	CPGNSMBBW-SP(2R50)	50x2	200-250	6565
3 HP	22 - 30	25 Amp	CPGNSNBW-SP(2RC50)	50x2	200-250	6895

1-Phase SPS With 2P Contactor + Overload Relay + Dry Run Protection

HSN CODE : 8536

HP at 1Ø, 220V, 50Hz	Overload Relay Range (A)	Contactor Rating (AC-3)	Cat. No. (New)	Run Capacitor (mfd)	Start Capacitor (mfd)	MRP [₹]
0.75 HP	3.8 - 6	16 Amp	CPGND1HBW-SP	25	80-100	5905
1 HP	6 - 9.3	16 Amp	CPGND1JBW-SP	36	100-120	6105
1 HP	6 - 9.3	16 Amp	CPGND1JBBW-SP	36	100-120	6105
1 HP	6 - 9.3	16 Amp	CPGND1JBW-SP(RC50)	50	100-120	6150
1 HP	6 - 9.3	16 Amp	CPGND1JBW-R50S100	50	100-120	6330
1.5 HP	8.9 - 13.5	16 Amp	CPGND1KBW-SP	50	120-150	6660
1.5 HP	8.9 - 13.5	16 Amp	CPGND1KBBW-SP	50	120-150	6660
1.5 HP	8.9 - 13.5	16 Amp	CPGND1KBW-SP(RC72)	72	120-150	6830
2 HP	13.2 - 20	16 Amp	CPGND1LBW-SP	72	150-200	7125
2 HP	13.2 - 20	16 Amp	CPGND1LBBW-SP	72	150-200	7125
2 HP	13.2 - 20	16 Amp	CPGND1LBW-SP-2R36	36x2	150-200	7305
2 HP	13.2 - 20	16 Amp	CPGND1LBBW-SP-2R36	36x2	150-200	7305
2 HP	13.2 - 20	16 Amp	CPGND1LBW-R90S150	45X2	150-200	7315
2 HP	13.2 - 20	16 Amp	CPGND1LBW-R100S150	100	150-200	7180
3 HP	17.4 - 24	25 Amp	CPGND1MBW-SP	100	200-250	7920
3 HP	17.4 - 24	25 Amp	CPGND1MBBW-SP	100	200-250	7920
3 HP	17.4 - 24	25 Amp	CPGND1MBW-SP-2R50	50x2	200-250	8225
3 HP	17.4 - 24	25 Amp	CPGND1MBBW-SP-2R50	50x2	200-250	8225
3 HP	22 - 30	25 Amp	CPGND1NBW-SP-2R50	50x2	200-250	8705

1-Phase SPS with 2P DPC Contactor + MCB

HSN CODE : 8536

HP at 1Ø, 220V, 50Hz	SP MCB "C" Curve	Contactor Rating (AC-3)	Cat. No. (New)	Run Capacitor (mfd)	Start Capacitor (mfd)	MRP [₹]
0.5 HP	6A	20A	CPD2A05CJ06	25	80-100	3690
0.75 HP	10A	20A	CPD2A07AK10	36	40-60	3690
1 HP	10A	20A	CPD2A10BM10	50	60-80	3715
1 HP	10A	20A	CPD2A10CK10	36	80-100	3715
1 HP	10A	20A	CPD2A10DK10	36	100-120	3745
1 HP	10A	20A	CPD2A10DM10	50	100-120	3790
1.5 HP	16A	20A	CPD2A15DL16	72	100-120	3855
1.5 HP	16A	20A	CPD2A15GM16	50	120-150	3855
1.5 HP	16A	20A	CPD2A15GL16	72	120-150	3925

Spares for 1-Phase Submersible Pump Starter (CPD)

Cat. No.	Description	MRP[₹]
SPA1A30V300	Digital VA Meter A1, AM30A, VM300V, S-72	670
SPA1VM-CT	CT for Digital VA Meter A1	130
SPARC	Off Push Button Red for 1Ph CPD SPS	260
SPAGC	On Push Button Green for 1Ph CPD SPS	315
SPATB530	Terminal Block 30A 5W for 1Ph CPD SPS	155
CPDN202KL	20A, 2P DP Contactor	1055
SP402MCKL	Coil 170-240V 2P DP Contactor (Bulk Pack of 12 nos.)	2735

1-Phase SPS With 2 Pole Contactor + Overload Relay (With Ammeter)

HSN CODE : 8536

Cat. No.	HP at 1Ø, 220V, 50Hz	Overload Relay Range (A)	Contactor Rating (AC-3)	Run Capacitor (mfd)	Start Capacitor (mfd)	MRP[₹]
CPNEHBW-SP	0.5 / 0.75 HP	3.8 - 6.0	16 Amp	25	80/100	5410
CPNEJBW-SP	1 HP	6.0 - 9.3	16 Amp	36	100/120	5710
CPNEKBW-SP	1.5 HP	8.9 - 13.5	16 Amp	50	120/150	6240
CPNELBW-SP	2 HP	13.2 - 20.0	16 Amp	36+36	150/200	6650
CPNEMBW-SP	3 HP	17.4 - 24.0	25 Amp	50+50	200/250	7585
CPNEPBW-SP	5 HP	23.0 - 32.0	40 Amp	50+50+50	200/250	11200

Suffix "D" in Cat Code for Dry Run Protection panel (only Extra Terminal is provided to connect Dry Run unit)

1-Phase SPS With Mini Manual DOL Starter (With Ammeter + Voltmenter)

HSN CODE : 8536

Cat. No.	HP at 1Ø, 220V, 50Hz	Overload Relay Range (A)	Run Capacitor (mfd)	MRP[₹]
CPPM50-25-SP	0.5 / 0.75HP	3.5 - 6.5	25	4135
CPPM50H-25-SP	0.5 / 0.75HP	3.5 - 6.5	25	4705
CPPM60-25-SP	1 HP	6.8 - 11	25	4165
CPPM60-36-SP	1 HP	6.8 - 11	36	4165
CPPM60H-36-SP	1 HP	6.8 - 11	36	4735
CPPM60-50-SP	1.5 HP	6.8 - 11	50	4380
CPPM60H-50-SP	1.5 HP	6.8 - 11	50	4980
CPPM70-36-SP	2 HP	11.0 - 20.0	36	4445
CPPM70-50-SP	2 HP	11.0 - 20.0	50	4445
CPPM70H-50-SP	2 HP	11.0 - 20.0	50	5060

DOL Starter - 3 Phase

HSN CODE : 8536

Cat. No.	Overload Relay Range (A)	HRC Fuse Rating (EE Type) (max)	MRP [₹]
OISWPGT	2.4 - 3.8	16A	4500
OISWPHT	3.8 - 6.0	20A	4500
OISWPJT	6.0 - 9.3	25A	4500
OISWPKT	8.9 - 13.5	36A	4500
OISWPLT	13.2 - 20.0	50A	4585
OISWPMT	17.4 - 24.0	63A	4965

Note : The last alphabet in the Cat No. indicates
coil voltage : N-380-415VAC ; T-220-400VAC ; Y-240-400VAC

Star Delta Starter - Fully Automatic

HSN CODE : 8536

Cat. No.	Overload Relay Range (A)	HRC Fuse Rating (EE Type) (max)	MRP [₹]
OISDAWPJ*	6.0 - 9.3	20A	13335
OISDAWPK*	8.9 - 13.5	32A	13335
OISDAWPL*	13.2 - 20.0	35A	13335
OISDAWPM*	17.4 - 24.0	50A	14265
OISDAWPP*	23.0 - 32.0	63A	14935

Star Delta Starter - Semi Automatic

HSN CODE : 8536

Cat. No.	Overload Relay Range (A)	HRC Fuse Rating (EE Type) (max)	MRP [₹]
OISDSWPJ*	6.0 - 9.3	20A	11975
OISDSWPK*	8.9 - 13.5	32A	11975
OISDSWPL*	13.2 - 20.0	35A	11975
OISDSWPM*	17.4 - 24.0	50A	12875
OISDSWPP*	23.0 - 32.0	63A	13510

Star Delta Starter - Fully Automatic with Auto Unit SPP & 3 Position Auto Manual Switch

HSN CODE : 8536

Cat. No.	Overload Relay Range (A)	HRC Fuse Rating (EE Type) (max)	MRP [₹]
OISDYWPJ*	6.0 - 9.3	20A	15610
OISDYWPK*	8.9 - 13.5	32A	15610
OISDYWPL*	13.2 - 20.0	35A	15610
OISDYWPM*	17.4 - 24.0	50A	16600
OISDYWPP*	23.0 - 32.0	63A	17370

Star Delta Starter - Fully Automatic with Ammeter & Voltmeter

HSN CODE : 8536

Cat. No.	Overload Relay Range (A)	HRC Fuse Rating (EE Type) (max)	MRP [₹]
OISDPYWPL*	13.2 - 20.0	35 A	19190
OISDPYWPM*	17.4 - 24.0	50 A	20190
OISDPYWPP*	23.0 - 32.0	63 A	21115

'N' for 380-415VAC coil & 'Y' for 240-400VAC coil

Spares for Oil Starter

HSN CODE : 8538

Description			
Contact kit without coil for DOL - Power & Auxiliary contacts (set of fix contact, moving contact, hex screws, spring washer, spring clip, spring cap, contact spring)		OCK	570
Power kit without coil for all 3 contactor of star delta starter (fix contact, moving contact, hex screw, spring washer, spring clip, spring cap, contact spring)		Upto L Relay - OCKSD20	1405
		M, P Relay OCKSD30	1630
Auxiliary Contact Kit set for Star Delta Starter		Upto L Relay - OCKSDAUX20	375
		M, P Relay OCKSDAUX30	375
Coil -Main & Delta Contactor	220-400V	OCT	690
	240-400V	OCY	690
	380-415V	OCN	690
Coil -Star Contactor	220-400V	OCT-STAR	420
	240-400V	OCY-STAR	420
	380-415V	OCN-STAR	420
ON-Push Button		OPB-ON	180
OFF-Push Button		OPB-OFF	180
Incoming Mounting KIT for 20A		OCTKSD20	195
Incoming Mounting KIT for 30A		OCTKSD30	265

'NHD' Series 2 Pole Contactor

HSN CODE : 8536

AC# Rating at 240 V AC		Cat. No.	MRP [₹]
AC-1 (A)	AC-3 (A)		
20	12	CPG212*	1620
25	16	CPG216*	1860
35	20	CPG220*	2390
40	25	CPG225*	2800
40	32	CPG232*	3235
50	40	CPG240*	3785

'NHD' Series 4 Pole Contactor

HSN CODE : 8536

Size	AC1 (A)	AC3 Rating at 415 V AC			Cat. No.	MRP [₹]
		(A)	HP	KW		
CP12	20	12	7.5	5.5	CP12N*	3000
00	20	16	10	7.5	C00N*	3430
CP20	30	20	12.5	9.3	CP20N*	4275
0	32	25	15	11	N0N*	6235
01	40	32	20	15	N01N*	8350
1	50	40	25	18.5	N1N*	10805

HSN CODE : 8538

Auxiliary Contact Blocks - NHD/CPG	1 NO	001CB10	365
Auxiliary Contact Blocks - NHD/CPG	1 NO+1NC	001CB11	425
Auxiliary Contact Blocks - NHD/CPG	2NO	001CB20	425
Auxiliary Contact Blocks - NHD/CPG	2NC	001CB02	425

'NHD' Series 1 Aux + 3 P Contactor*

HSN CODE : 8536

Size	AC1 (A)	AC3 Rating at 415 V			Cat. No.	MRP [₹]
		(A)	HP	KW		
CA12	20	12	7.5	5.5	CA12N	2640
CA16	20	16	10	7.5	CA16N	3070
CA20	30	20	12.5	9.3	CA20N	3780
NA25	32	25	15	11	NA25N	5525
NA32	40	32	20	15	NA32N	7395
NA40	50	40	25	18.5	NA40N	9385

*Auxiliary contact is at left side in 1 Aux+ 3P Contactor

Citation Series 3 Pole Contactor

HSN CODE : 8536

Contactor Size	AC# Rating at 415 V		Cat. No.	MRP [₹]	Cat. No.	MRP [₹]
	AC-3 (A)	HP / KW	Aux (2NO+2NC)		Aux (1NO+1NC)	
C4	32	20 / 15	C4NE22M	7530	C4NE11M	7040
D	40	30 / 22	MC10DN22M	11915	MC10DN11M	10485
D1	50	33.5 / 25	MC10D1N22M	14015	MC10D1N11M	13190
E	70	50 / 37	MC10EN22M	21330	MC10EN11M	20895

New

HSN CODE : 8536

Contactor Size	AC# Rating at 415 V			Aux. Contact	Cat. No.	MRP [₹]
	AC-1 (A)	AC-3 (A)	HP / KW			
M-5	150	110	80 / 60	1 NO + 1 NC	MCE15MN3M5	29055
N	300	140	100 / 75	1 NO + 1 NC	MCE15NN3M7	43330
S	315	300	220 / 160	1 NO + 1 NC	MCE15SN3M7	63785

For other Coil Voltages, kindly refer 'Coil Voltage Master Table' at page 39

Spares for Shakti Starters

HSN CODE : 8538

Cat. No.	Description	MRP [₹]
SHA	Contact Kit*	1185
SHAA	Contact Kit 12A (1 Aux + 3P)**	990
SHZ	Coil 190- 400 V	495
SHCC	Contact carrier	105
SHPB	Extended Button Assembly	310
SHCO	Shakti Contactor for DOL 20A	3070
SHACO	Shakti Contactor for Star Delta 16A	3425
SHCOA	Shakti Contactor for DOL 12A	2565
NCPNYAU*-5S or 5M	SPP (for ASX & OISDY)-6 Wire	975
CPTB630	Terminal Block 30A 6-way (Auto DOL)	330
CPAMS-3P/ASX	Auto Manual Switch 3-pos (Auto DOL)	555

* Shakti Kit consist of - 8 Fixed main contacts, 4 moving main contacts, 4 springs & 4 retainers

** Shakti 1 Aux + 3P Kit consist of - 6 Fixed main contacts, 3 moving main contacts, 2 Aux main contacts, 1 Aux moving contact, 4 springs & 4 retainers

HSN CODE : 8538

Cat No.	Description	MRP[₹]
SPSRW8	Power Terminal Screw - 4p NHD Contactor	125
SPSRWSD4	Screw (4nos.) for Star Delta Starter	50
SPSRWDOL2	Screw (2nos.) for DOL Starter-Citation/Shakti	35
SPGR2	Gromet (2nos.) for DOL Starter-Citation/Shakti	25

Spares for 3-Phase Submersible Pump Starter

HSN CODE : 8538

Cat. No.	Description	MRP [₹]
NCPYAU*-5S or 5M	SPP (3 Position SPS)-6 wire	975
BCHSPP1*-5S or 5M	SPP 6-wire	975
BCHSPP2*	SPP Pro 6-wire	975
SPSATG	Electronic Timer (Star Delta)	1520
SPSATWB-30S	Electronic Timer (Star Delta)	1520
CPAM25	Ammeter 25A	650
CPAM50	Ammeter 50A	650
CPAM100	Ammeter 100A	685
CPVM500	Voltmeter 500V	650
CPTB215	Terminal Block 15A 2 way	85
CPTB360	Terminal Block 60A 3 way	250
CPTB660	Terminal Block 60A 6 way	410
CPTB3100	Terminal Block 100A 3 way	840
CPMB	Mounting Bracket Set	170
CPAMS-2P	Auto Manual Switch 2 position	420
CPAMS-3P	Auto Manual Switch 3 position	450
CPVSS	Voltmeter Selector Switch	455
HEA11GM-PB	Start PB (Green)	235
HEA11RM-PB	Stop PB (Red)	235
HCB10	Aux Block (1 NO)	140
HCB01	Aux Block (1 NC)	140
CPLED-R240	Incoming LED - RED	235
CPLED-Y240	Incoming LED - YELLOW	235
CPLED-B240	Incoming LED - BLUE	235

Spares for Citation M Starters

HSN CODE : 8538

Cat. No.	Description	MRP [₹]
SP100PB3	PB assembly for Citation Starters (Manufactured Before Apr'24)	370
SP100PBC1	PB assembly for Citation Starters (Manufactured from Apr'24 onwards)	370
SP100CB	Start actuator Block for DOL	330
SP100CBS	Start actuator Block for SD	330
SP100TB	Terminal Block for Star Delta Starters	320
CPTB975	Terminal Block for SD Starters (40-50 HP)	985
SPSATG	Electronic Timer (Star Delta)	1520
For 250-375 HP SD Starter		
TSFB-R	Push Button (RED)	340
TSFB-G	Push Button (Green)	340
050N1	Aux Contact Block(1NO+1NC)	450

Discontinued Cat Code	SPP Type	Alternate Cat Code	SPP used in
CPAU*	2-Pos SPP	NCPAU* - 5*	2-Pos SPS
CPYAU*	3-Pos SPP	NCPYAU* - 5*	3-Pos SPS
CPNYAU*	3-Pos SPP	NCPNYAU* - 5*	Oil SD & Auto DOL

* Extra plate to be used alongwith alternate SPP

Spares for 1-Phase Submersible Pump Starter

HSN CODE : 8538

Cat. No.	Description	MRP [₹]
ILR-B	"ON" Indication Lamp	90
SPAM-10	Ammeter 10A	650
SPAM-15	Ammeter 15A	650
SPAM-25	Ammeter 25A	650
SPAM-50	Ammeter 50A	650
SPVM-300	Voltmeter 300V	650
CPTB530	Terminal Block 30A 5 way (Mini Version)	165
CPTB530H	Terminal Block 30A 5 way (Contr. Version)	270
CPTB330	Terminal Block 30A 3 way	120
CPTB240	Terminal Block 40A 2 way	170
SPGC	"ON" Push Button GREEN upto 24A relay range	305
SPGB	"ON" Push Button GREEN For 32A relay range	305
SPRC	"OFF" Push Button RED	250
MC305TB4	Outgoing Side Terminal Block for 23-32A relay	290

Spares for Freedom DOL

HSN CODE : 8538

Cat. No.	Description	MRP [₹]
C320SCB	Start Contact Block	220
CEPBI	Push Button - Green	110
CEPBO	Push Button - Red	110

KIT for NHD

HSN CODE : 8538

Contactor Rating (AC-3)	4P KIT Cat Code	MRP[₹]	1 Aux + 3P KIT Cat. No.	MRP[₹]	1P KIT Cat. No.	MRP [₹]
12A	SP90E1	1135	SP90E2	1030	SP90E01	305
16A	SP90A1	1375	SP90A2	1255	SP90A01	370
20A	SP90F1	1810	SP90F2	1645	SP90F01	480
25A	SP90B1	2595	SP90B2	2360	SP90B01	665
32A	SP90D1	3510	SP90D2	3190	SP90D01	910
40A	SP90C1	4310	SP90C2	3915	SP90C01	1100

* 4P Kit consist of - 8 Fixed main contacts, 4 moving main contacts, 4 springs & 4 retainers
* 1 Aux + 3P Kit consist of - 6 Fixed main contacts, 3 moving main contacts, 2 Aux main contacts, 1 Aux moving contact, 4 springs & 4 retainers

KIT for CPG

HSN CODE : 8538

Contactor Rating	Cat. No.	MRP [₹]
12A	CPG122PSP	630
16A	CPG162PSP	715
20A	CPG202PSP	1130
25A	CPG252PSP	1805
32A	CPG322PSP	1895
40A	CPG402PSP	2650

* 2P Kit consist of - 4 Fixed contacts, 2 moving contacts, 2 springs & 2 retainers

2P Contactor

HSN CODE : 8536

Contactor Rating	Cat. No.	MRP [₹]
16A	CPGN216*	1515
20A	CPGN220*	1710
25A	CPGN225*	1940

2P Contactor Kit

HSN CODE : 8538

Rating	Cat. No.	MRP[₹]
16A	CPGN162PSP	310
20A	CPGN202PSP	360
25A	CPGN252PSP	410

* 2P Kit consist of - 4 Fixed contacts, 2 moving contacts, 2 springs & 2 retainers

Spares for P series SPS

HSN CODE : 8538

Cat. No.	Description	MRP[₹]
CPRS-ON-OFF	ROCKER SWITCH ON-OFF	90
CPTB210	10A, 2 way TB for P series SPS	80
CPLED-R	LED RED 415V	235
CPLED-A	LED AMBER 415V	235
SP100CBP	Start Actuator blcok for P series SPS	330
CPAM10-WH, CPAM15-WH, CPAM25-WH	Ammeter with White Bezel (for Shakti P SPS)	650
CPVM500-WH	Voltmeter 500V White Bezel	650

Spare Coil & Carrier

Contactor	Cat. No.	MRP [₹]
Magnet Coil for NHD/ CPG	SP90MC*	505
Carrier for NHD	SP90CC	115
Carrier for CPG	CPG2PCC	75

Dual Meter

HSN CODE : 9030

Cat. No.	MRP[₹]
CPAM10VM300, CPAM15VM300, CPAM25VM300, CPAM30VM300, CPAM50VM300	890
CPAM10VM500, CPAM15VM500, CPAM30VM500, CPAM60VM500	950
CPAM30-60VM500S72	925
CPAM60-120VM500S72	1000
CPAM30-60VM500S96	1180
CPAM60-120VM500S96	1320

Spares for 1-ph Dry Run SPS

HSN CODE : 8538

Cat. No.	Description	MRP[₹]
SPDRPH0.75-S1	DRY RUN PROTECTOR S1, 3.8-6.0A, 0.75 HP	1100
SPDRPJ1-S1	DRY RUN PROTECTOR S1, 6.0-9.3A, 1 HP	1100
SPDRPK1.5-S1	DRY RUN PROTECTOR S1, 8.9-13.5A, 1.5 HP	1100
SPDRPL2-S1	DRY RUN PROTECTOR S1, 13.2-20A, 2 HP	1100
SPDRPM3-S1	DRY RUN PROTECTOR S1, 17.4-24A, 3 HP	1100
SPDRPN3-S1	DRY RUN PROTECTOR S1, 22-30A, 3 HP	1100
SPDRPP5-S1	DRY RUN PROTECTOR S1, 23-32A, 5HP	1100
SPDRP-CT-S1	CT FOR DRY RUN PROTECTOR S1	130
SPDRPCONNECTOR-S1	CONNECTOR FOR DRY RUN PROTECTOR S1	70

Spare Freedom Overload Relays for Citation P32 to Citation P100

HSN CODE : 8536

Cat. No.	Overload Relay Range (A)	MRP [₹]
MC318GNA3B	22 - 32	3140
MC318GNA3C	29 - 42	3150
MC318GNA3D	36 - 52	4255
MC318GNA3E	45 - 63	4740
MC318GNA3F	60 - 80	5830

Adaptor for Individual mounting Cat Code- C318F2 (MRP Rs. 580)



COIL VOLTAGE : MASTER TABLE

	PRODUCT	160-220V	170-240V	220-240V	230-360V	260-400V	310-400V	190-400V	230-420V	275-420V	380-415V	415V	440V	550V
	WORKING VOLTAGE BAND	136-242V	145-264V	187-264V	196-396V	221-440V	264-440V	162-440V	196-462V	234-462V	323-456V	353-456V	374-484V	468-605V
CPG 2P	CPG216	BW	BBW	H	-	-	-	-	-	-	N	-	-	-
	CPG225	BW	BBW	H	-	-	-	-	-	-	N	-	-	-
	CPG240	BW	BBW	H	-	-	-	-	-	-	N	-	-	-
SHAKTI	SHAKTI DOL	-	-	-	-	G	-	Z	ZB	-	N	-	-	-
	SHAKTI STAR DELTA	-	-	-	-	G	-	-	-	-	N	-	-	-
NHD 4P	CP12, C00N, CP20	-	-	H	-	G	-	-	-	MB	N	-	C	D
	N0N	-	-	H	LV	G	-	-	-	MB	N	-	C	D
	N01N	-	-	H	LV	-	WB	-	-	-	N	-	-	-
	N1N	-	-	H	-	-	WB	-	-	-	N	-	C	-
CITATION	C4 & MC10D	-	-	-	-	-	-	-	-	-	-	M	C	D
	MC10EN	-	-	-	-	-	-	-	-	-	-	M	C	D
FREEDOM SERIES	MCE15L TO M5	-	-	-	-	-	-	-	-	-	-	M	C	D
	MCE15N, Q & S	-	-	-	-	-	-	-	-	-	-	M	C	D

* For N1N DL Coil (340-460V) option is available * For Citation E & M-5 (70A & 110A) LA Coil (320-400V) option is available

Enclosure Systems

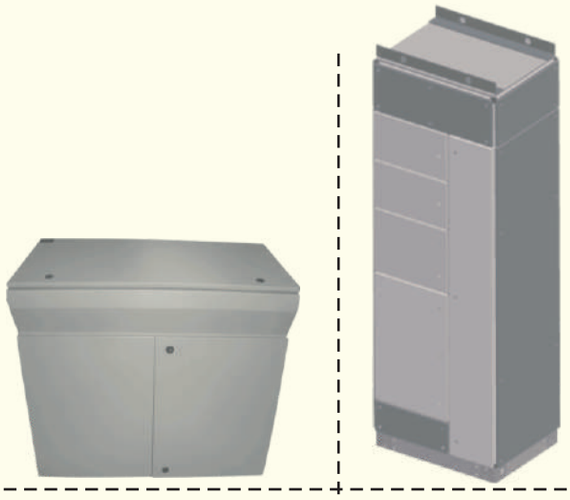

- Bhartia Enclosure 2.0
- Terminal Box 2.0
- 'BCH-SS' (Stainless Steel) Boxes
- Terminal Boxes
- Bhartia Boxes
- TCE Series Enclosure
- Techno - Modular Enclosures
- Compartmentalized Enclosure (Fixed & Draw-out)
- Control Desk
- IT Racks - 19" and ETSI Racks
- Non Metallic Enclosure

Bhartia Enclosure 2.O

BHARTIA
BCH

- Available in 45 different variants
- Single/Double door version
- Min. Size : 200Wx300Hx150D mm
- Max. Size : 1000Wx1400Hx400D mm
- Degree of protection
  IP66 - IK10 for Single door enclosure
  IP55 - IK10 for Double door enclosure
- CE Certified

Bhartia Enclosure 2.O

HSN CODE: 8538

Type	SIZE (WxHxD) mm	MOQ Nos.	Cat No.	List Price [₹]
SINGLE DOOR ENCLOSURE	200X300X120	1	BIL-40000	3595
SINGLE DOOR ENCLOSURE	200X300X150	1	BIL-40010	3915
SINGLE DOOR ENCLOSURE	250X300X150	1	BIL-40020	4065
SINGLE DOOR ENCLOSURE	300X300X150	1	BIL-40030	4380
SINGLE DOOR ENCLOSURE	300X300X210	1	BIL-40040	4670
SINGLE DOOR ENCLOSURE	300X400X150	1	BIL-40050	4870
SINGLE DOOR ENCLOSURE	300X400X210	1	BIL-40060	5460
SINGLE DOOR ENCLOSURE	400X300X150	1	BIL-40070	4770
SINGLE DOOR ENCLOSURE	400X300X210	1	BIL-40080	5350
SINGLE DOOR ENCLOSURE	400X400X150	1	BIL-40090	5460
SINGLE DOOR ENCLOSURE	400X400X210	1	BIL-40100	5790
SINGLE DOOR ENCLOSURE	400X500X150	1	BIL-40110	6165
SINGLE DOOR ENCLOSURE	400X500X210	1	BIL-40120	6535
SINGLE DOOR ENCLOSURE	400X600X210	1	BIL-40140	7705
SINGLE DOOR ENCLOSURE	400X600X350	1	BIL-40150	9555
SINGLE DOOR ENCLOSURE	500X500X210	1	BIL-40160	7705
SINGLE DOOR ENCLOSURE	500X500X300	1	BIL-40170	9240
SINGLE DOOR ENCLOSURE	500X600X210	1	BIL-40180	8840
SINGLE DOOR ENCLOSURE	500X700X210	1	BIL-40190	10045
SINGLE DOOR ENCLOSURE	500X700X300	1	BIL-40200	11560
SINGLE DOOR ENCLOSURE	600X400X210	1	BIL-40210	7850
SINGLE DOOR ENCLOSURE	600X400X300	1	BIL-40220	10090
SINGLE DOOR ENCLOSURE	600X600X210	1	BIL-40230	9475
SINGLE DOOR ENCLOSURE	600X600X300	1	BIL-40240	11385
SINGLE DOOR ENCLOSURE	600X600X350	1	BIL-40250	12075
SINGLE DOOR ENCLOSURE	600X800X210	1	BIL-40260	11440
SINGLE DOOR ENCLOSURE	600X800X250	1	BIL-40270	13125
SINGLE DOOR ENCLOSURE	600X800X300	1	BIL-40280	13095
SINGLE DOOR ENCLOSURE	600X1000X210	1	BIL-40290	14430
SINGLE DOOR ENCLOSURE	600X1000X300	1	BIL-40300	16370
SINGLE DOOR ENCLOSURE	600X1200X300	1	BIL-40310	18795
SINGLE DOOR ENCLOSURE	800X600X300	1	BIL-40320	13020
SINGLE DOOR ENCLOSURE	800X800X210	1	BIL-40330	14385
SINGLE DOOR ENCLOSURE	800X800X300	1	BIL-40340	15275
SINGLE DOOR ENCLOSURE	800X1000X250	1	BIL-40350	17360
SINGLE DOOR ENCLOSURE	800X1000X300	1	BIL-40360	17565
SINGLE DOOR ENCLOSURE	800X1200X300	1	BIL-40370	21885
DOUBLE DOOR ENCLOSURE	1000X800X210	1	BIL-40380	18355
DOUBLE DOOR ENCLOSURE	1000X800X300	1	BIL-40390	21050
DOUBLE DOOR ENCLOSURE	1000X1000X300	1	BIL-40400	24480
DOUBLE DOOR ENCLOSURE	1000X1200X300	1	BIL-40410	28135
DOUBLE DOOR ENCLOSURE	1000X1400X300	1	BIL-40420	33655
DOUBLE DOOR ENCLOSURE	1000X1400X400	1	BIL-40430	37420
DOUBLE DOOR ENCLOSURE	1200X1400X300	1	BIL-40440	35485
DOUBLE DOOR ENCLOSURE	1200X1400X400	1	BIL-40450	39055

MOQ : Minimum order quantity in nos.

Technical Partiulars (Bharta Enclosure 2.O)

- Enclosure body fabricated from 1.2mm/1.6mm
- Enclosure door fabricated from 1.2mm/1.6mm/2.0mm
- Cable entry plate 1.6mm provided at bottom
- Mounting plate made 2.0/2.5mm Galvanised steel
- Foamed in PU Gasket
- Hinged door interchangeable LHS/RHS
- Door opening angle 120°
- Die casted Cam lock provided up to 1000mm height
- 3 - point lock provide for 1200mm and above height
- Powder coated to RAL - 7035 structure finish

HSN CODE: 8538

Type	Cat No.	MOQ Nos.	List Price [₹]
Set of Wall Mounting Bracket (small)	BIL-WM-S	1	200
Set of Wall Mounting Bracket (big)	BIL-WM-B	1	230
Wall Mounting Bracket Kit 20mm	BIL-WM-H20	1	340

Note :
* Set of wall mounting bracket (small) is suitable for all range of terminal boxes and Bhartia boxes upto size : 400x500x200mm.
* Set of wall mounting bracket (big) is suitable for Bhartia boxes beyond size : 400x500x200mm.

Note: Cutout charges will be extra

: Wall mounting bracket set is an additional accessory
(For Bhartia enclosure 2.O and Terminal Box 2.O it not a part of standard packing)

***List Prices are Ex-works Faridabad. For detail refer Enclosure Selling Terms & Conditions.**

***GST to be charged extra**

Terminal Box 2.O

BHARTIA BCH

- Available in 22 different variants
- Min. Size : 150Wx150Hx80D mm
- Max. Size : 600Wx400Hx120D mm
- Degree of protection: IP66 - IK10
- CE Certified

Terminal Box 2.O

HSN CODE: 8538

SIZE (W x H x D) mm	MOQ	Cat No.	List Price [₹]
150X150X80	1	BIL-30000	1750
200X150X80	1	BIL-30010	1935
300X150X80	1	BIL-30020	2230
200X200X80	1	BIL-30030	2030
300X200X80	1	BIL-30040	2170
400X200X80	1	BIL-30050	2320
600X200X80	1	BIL-30060	3150
150X150X120	1	BIL-30070	1995
200X150X120	1	BIL-30080	2065
300X150X120	1	BIL-30090	2275
400X150X120	1	BIL-30100	2680
200X200X120	1	BIL-30110	2230
300X200X120	1	BIL-30120	2475
400X200X120	1	BIL-30130	2810
500X200X120	1	BIL-30140	3525
600X200X120	1	BIL-30150	3895
300X300X120	1	BIL-30160	3000
400X300X120	1	BIL-30170	3595
500X300X120	1	BIL-30180	3880
600X300X120	1	BIL-30190	4690
400X400X120	1	BIL-30200	4065
600X400X120	1	BIL-30210	5105

MOQ : Minimum order quantity in nos.

Technical Partiulars (Bharta Enclosure 2.O)

- Enclosure body fabricated from 1.2mm
- Enclosure door fabricated from 1.2mm
- Holes with rubber grommet at top and bottom of enclosure body provided to facilitate cable entry
- Provision of din rail fixing in horizontal pposion on predrilled bracket
- Door removable type with quick release fastners
- Foamed in PU Gasket
- Powder coated to RAL - 7035 structure finish

Note: Cutout charges will be extra

***List Prices are Ex-works Faridabad. For detail refer Enclosure Selling Terms & Conditions.**

***GST to be charged extra**

'BCH - SS' (Stainless Steel)

HSN Code : 8538

Type	Size (WxHxD) mm	MOQ Nos.	Cat No.	List Price [₹]
SINGLE DOOR BOX	200X300X150	3	BIL-90203015	7625
SINGLE DOOR BOX	300X300X200	3	BIL-90303020	10560
SINGLE DOOR BOX	400X400X200	3	BIL-90404020	13975
SINGLE DOOR BOX	400X500X200	3	BIL-90405020	15565
SINGLE DOOR BOX	400X600X200	3	BIL-90406020	17840
SINGLE DOOR BOX	500X600X200	3	BIL-90506020	22850
SINGLE DOOR BOX	600X600X200	3	BIL-90606020	24440
SINGLE DOOR BOX	600X800X200	3	BIL-90608020	29050
SINGLE DOOR BOX	500X700X300	3	BIL-90507030	29505
SINGLE DOOR BOX	800X800X300	3	BIL-90808030	40625

MOQ - Minimum order quantity in nos.
Note - SS grade 304

- Fabricated from 1.2/1.5 mm stainless steel sheet
- Mounting Plate made up of 2.0mm Galvanised steel
- SS grade 304
- Foamed - in PU gasket
- Box upto BIL - 90405020 is made up of 1.2 mm SS & above of 1.5 MM SS.
- Degree of protection IP66
- 120 deg door open-able concealed hinge door with cam locking arrangement.

Terminal Boxes

HSN Code : 8538

Box Size (W x H x D)	IP-55 Range			IP-66 Range	
	MOQ	Cat. No.	List Price [₹]	Cat. No.	List Price [₹]
150x150x80	5	BIL-70000	1650	BIL-80000	1700
200x150x80	-			BIL-80100	1875
300x150x80	5	BIL-70010	1940	BIL-80010	2165
200x200x80	5	BIL-70020	1855	BIL-80020	1970
300x200x80	5	BIL-70030	2030	BIL-80030	2110
400x200x80	-			BIL-80110	2250
600x200x80	-			BIL-80130	3065
150x150x120	5	BIL-70040	1825	BIL-80040	1940
200x150x120	-			BIL-80150	2010
300x150x120	5	BIL-70050	2165	BIL-80050	2205
200x200x120	5	BIL-70060	2110	BIL-80060	2165
300x200x120	5	BIL-70070	2350	BIL-80070	2400
400x200x120	5	BIL-70080	2635	BIL-80080	2725
300x300x120	5	BIL-70090	2805	BIL-80090	2910
400x150x120	-			BIL-80170	2600
400x300x120	5	BIL-70180	3105	BIL-80180	3490
400x400x120	5	BIL-70190	3650	BIL-80190	3945
500x200x120	5	BIL-70200	3200	BIL-80200	3420
500x300x120	5	BIL-70210	3555	BIL-80210	3765
600x200x120	5	BIL-70220	3580	BIL-80220	3775
600x300x120	5	BIL-70230	4375	BIL-80230	4555
600x400x120	5	BIL-70240	4800	BIL-80240	4960
800x200x120	5	BIL-70250	5060	BIL-80250	5225
800x400x120	5	BIL-70260	6155	BIL-80260	6275

MOQ-Minimum order quantity in nos.

- 43 Different Versions
- Min. Size : 150 X 150 X 80
- Max Size : 800 X 400 X 120
- Degree of protection IP55/IP66/IK10
- CE Certified



Technical Particulars (TERMINAL BOXES)

- Fabricated from 1.2mm CRCA sheet steel
- Powder coated to shade RAL 7035 Structure finish
- Foamed-in PU gasket
- Provided with screwed cover on top
- Degree of protection IP55/IP66/IK10
- CE Certified
- Brackets provided inside to facilitate DIN rail mounting
- Holes with Gromet provided to facilitate cable entry in IP 55 terminal boxes

Note: Cutout charges will be extra

***List Prices are Ex-works Faridabad. For detail refer Enclosure Selling Terms & Conditions.**

***GST to be charged extra**

- 51 Different Versions
- Single/Double door versions
- Min. Size : 200 X 200 X 150
- Max Size : 1200 X 1400 X 400
- Degree of protection IP55/IP66/IK10
- CE Certified

Double door version

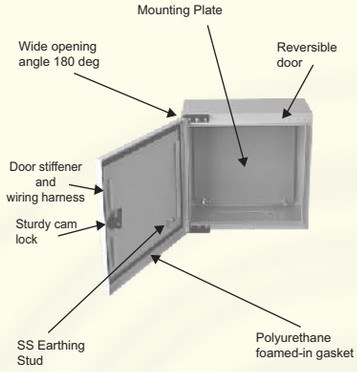

Technical Particulars (BHARTIA BOXES)

- Fabricated from 1.2mm / 1.6mm CRCA sheet steel (Sizes upto BIL-50180 made from 1.2mm CRCA, beyond this using 1.6mm CRCA)
- Foamed-in PU gasket
- Hinged door, interchangeable LHS / RHS, opening angle 180 deg for standard hinge & 120 deg for concealed hinge in bigger sizes.
- Degree of protection IP55/IP66/IK10
- CE Certified
- Cable gland plate 2mm thick provided at bottom
- Cam locking arrangement
- Powder coated to RAL : 7035 structure finish
- Mounting Plate made up of 2.0mm Galvanised steel

Note : Cutout charges will be extra
: Wall mounting bracket set is an additional accessory
(for Bhartia Box & Terminal box it is not a part of standard packing)

HSN Code : 8538

Type	Cat. No.	MOQ	List Price [₹]
Set of Wall Mounting bracket (small)	BIL-WM-S	1	200
Set of Wall Mounting bracket (big)	BIL-WM-B	1	230
Set of Wall Mounting bracket Kit 20mm	BIL-WM-H20	1	340

Note :
* Set of wall mounting bracket (small) is suitable for all range of terminal boxes and Bhartia boxes upto size : 400x500x200mm.
* Set of wall mounting bracket (big) is suitable for Bhartia boxes beyond size : 400x500x200mm.

Bhartia Boxes

HSN Code : 8538

Type	Size (WxHxD) mm	IP-55 Range			IP-66 Range	
		Nos.	Cat. No.	List Price [₹]	Cat. No.	List Price [₹]
SINGLE DOOR BOX	200x200x150	1	BIL-50000	3320	BIL-60000	3490
SINGLE DOOR BOX	200x300x150	1	BIL-50010	3800	BIL-60010	3875
SINGLE DOOR BOX	250x300x150	1	BIL-50020	3945	BIL-60020	4070
SINGLE DOOR BOX	300x300x150	1	BIL-50030	4255	BIL-60030	4425
SINGLE DOOR BOX	300x300x200	1	BIL-50050	4535	BIL-60050	4800
SINGLE DOOR BOX	300x400x150	1	BIL-50060	4725	BIL-60060	4980
SINGLE DOOR BOX	300x400x200	1	BIL-50080	5305	BIL-60080	5335
SINGLE DOOR BOX	400x300x150	1	BIL-50090	4635	BIL-60090	4910
SINGLE DOOR BOX	400x300x200	1	BIL-50110	5195	BIL-60110	5275
SINGLE DOOR BOX	400x400x150	1	BIL-50120	5305	BIL-60120	5405
SINGLE DOOR BOX	400x400x200	1	BIL-50140	5620	BIL-60140	5795
SINGLE DOOR BOX	400x500x150	1	BIL-50150	5985	BIL-60150	6300
SINGLE DOOR BOX	400x500x200	1	BIL-50170	6345	BIL-60170	6525
SINGLE DOOR BOX	500x500x200	1	BIL-50180	7480		
SINGLE DOOR BOX	400x600x200	1	BIL-50190	7480	BIL-60190	7585
SINGLE DOOR BOX	500x600x200	1	BIL-50210	8580	BIL-60210	8840
SINGLE DOOR BOX	500x700x200	1	BIL-50220	9750		
SINGLE DOOR BOX	500x700x300	1	BIL-50230	11220		
SINGLE DOOR BOX	600x400x200	1	BIL-50240	7620	BIL-60240	7905
SINGLE DOOR BOX	600x400x300	1	BIL-50250	9795		
SINGLE DOOR BOX	600x500x200	1	BIL-50260	8840	BIL-60260	9550
SINGLE DOOR BOX	600x600x200	1	BIL-50270	9195		
SINGLE DOOR BOX	600x600x300	1	BIL-50280	11055		
SINGLE DOOR BOX	600x700x200	1	BIL-50290	11080		
SINGLE DOOR BOX	600x800x200	1	BIL-50300	11110		
SINGLE DOOR BOX	600x800x300	1	BIL-50320	12715		
SINGLE DOOR BOX	600x1000x200	1	BIL-50330	14010		
SINGLE DOOR BOX	600x1000x300	1	BIL-50340	15895		
SINGLE DOOR BOX	800x800x300	1	BIL-50310	14830		
SINGLE DOOR BOX	800x1000x200	1	BIL-50350	16510		
SINGLE DOOR BOX	800x1000x250	1	BIL-50360	16855		
SINGLE DOOR BOX	800x1000x300	1	BIL-50390	17055		
SINGLE DOOR BOX	800x1200x300	1	BIL-50395	21250		
DOUBLE DOOR BOX	1000x800x200	1	BIL-50500	17820		
DOUBLE DOOR BOX	1000x800x300	1	BIL-50520	20435		
DOUBLE DOOR BOX	1000x1000x300	1	BIL-50540	23765		
DOUBLE DOOR BOX	1000x1200x300	1	BIL-50550	27320		
DOUBLE DOOR BOX	1000x1400x300	1	BIL-50560	32675		
DOUBLE DOOR BOX	1200x1400x300	1	BIL-50570	36325		
DOUBLE DOOR BOX	1000x1400x400	1	BIL-50580	34455		
DOUBLE DOOR BOX	1200x1400x400	1	BIL-50590	37920		

MOQ. Minimum order quantity in nos.

Canopy for Bhartia Boxes

HSN Code : 8538

Size (WxHxD) mm	Cat. No.	MOQ Nos.	List Price [₹]	Size (WxHxD) mm	Cat. No.	MOQ Nos.	List Price [₹]
200WX150D	BIL-12-CAN-2015	1	870	600WX200D	BIL-16-CAN-6020	1	1670
250WX150D	BIL-12-CAN-2515	1	990	600WX300D	BIL-16-CAN-6030	1	2050
300WX150D	BIL-12-CAN-3015	1	1060	800WX300D	BIL-16-CAN-8030	1	2500
300WX200D	BIL-12-CAN-3020	1	1150	800WX200D	BIL-16-CAN-8020	1	2030
400WX150D	BIL-12-CAN-4015	1	1200	800WX250D	BIL-16-CAN-8025	1	2190
400WX200D	BIL-12-CAN-4020	1	1325	1000WX200D	BIL-16-CAN-1020	1	2380
500WX200D	BIL-12-CAN-5020	1	1500	1000WX300D	BIL-16-CAN-1030	1	2930
500WX300D	BIL-12-CAN-5030	1	1840				

***List Prices are Ex-works Faridabad. For detail refer Enclosure Selling Terms & Conditions.**

***GST to be charged extra**

TCE Series Enclosure Code Selection I

Example:-

TCE	06	18	05	-	001
TCE Series of Enclosure	Width	Height	Depth		Version

Sizes Available |

Width	Height	Depth
06-600 W	18-1800 H	04-400 D
08-800 W	20-2000 H	05-500 D
10-1000 W	22-2200 H	06-600 D
12-1200 W		08-800 D

Version Details |

001	002	003	004	005
Structure:	Structure:	Structure:	Structure:	Structure:
Front Door with Hinge	Front Door with Hinge	Front Door with Hinge	Front Door with Hinge	Front Door with Hinge
Rear Bolted Cover	Rear Door with Hinge	Rear Bolted Cover	Rear Door with Hinge	Rear Door with Hinge
STD Gland Plate	STD Gland Plate	STD Gland Plate	STD Gland Plate	STD Gland Plate
Top Cover	Top Cover	Top Cover	Top Cover	Top Cover
Eye Bolt	Eye Bolt	Eye Bolt	Eye Bolt	Eye Bolt
01 Mounting Plate	01 Mounting Plate	No Mounting Plate	No Mounting Plate	2 Mounting Plate

*List Prices are Ex-works Faridabad. For detail refer Enclosure Selling Terms & Conditions.

***GST to be charged extra**

Technical Particulars for TCE Series

- IP66-IK10 for single door enclosure
- IP65-IK10 for double door enclosure
- Structure made up with 2.0mm CRCA
- Door made up with 2.0mm CRCA and covers made up with 1.6mm CRCA
- Bottom 3-part cable entry provision as standard and made up with 2.0mm GPSP
- Mounting plate with sliding arrangement and made up with 3.0mm.
- Push fit Die casted hinge provided at doors.
- Door with Interchangeability features (LHS/RHS)
- 4-point locking provides as standards
- Separate locking at LHS door with swing handle
- Door stiffener with provision of drilling holes for wiring harness.
- Eye bolt as standard for lifting
- Modular Plinth (optional) 100mm Height with Black finish
- Side Covers – Pair consisting of 1no. LHS and 1no. RHS cover
- Surface finish to enclosure RAL-7035

Note: up to 800 mm width single door
1000 mm & 1200 mm width double door

IK10 **IP66 | IP65** CE

***List Prices are Ex-works Faridabad. For detail refer Enclosure Selling Terms & Conditions.**

***GST to be charged extra**

TCE Series Enclosure

BHARTIA BCH

HSN Code: 8538

Size of Enclosure in mm			Cat No.	Enclosure Version*				
Width (W)	Height (H)	Depth (D)		VER-001 LP [₹]	VER-002 LP [₹]	VER-003 LP [₹]	VER-004 LP [₹]	VER-005 LP [₹]
600	1800	400	TCE061804	34450	38375	27360	31595	
800	1800	400	TCE081804	41150	45160	31285	36170	
1000	1800	400	TCE101804	56645	61045	43930	48045	
1200	1800	400	TCE121804	63655	71100	49380	54735	
600	1800	500	TCE061805	35995	39620	29200	32815	
800	1800	500	TCE081805	41910	47185	33495	37510	
1000	1800	500	TCE101805	58170	62600	45830	50530	
1200	1800	500	TCE121805	64865	73695	51955	58375	
800	1800	600	TCE081806	44685	46885	36365	39810	54475
800	1800	800	TCE081808	46630	51300	38785	43440	62230
600	2000	400	TCE062004	37130	41745	28515	33875	
800	2000	400	TCE082004	43225	47460	33025	37495	
1000	2000	400	TCE102004	61895	65360	48130	51475	
1200	2000	400	TCE122004	66490	73490	53205	60305	
600	2000	500	TCE062005	39410	42680	32350	36560	
800	2000	500	TCE082005	44215	48805	34070	38845	
1000	2000	500	TCE102005	61240	68525	48805	54155	
1200	2000	500	TCE122005	66960	73695	52640	58375	
600	2000	600	TCE062006	39995	43930	34255	38190	52860
800	2000	600	TCE082006	45745	49845	36730	40845	59165
1000	2000	600	TCE102006	62215	71380	49550	57775	86550
1200	2000	600	TCE122006	68285	75705	55300	62390	91915
600	2000	800	TCE062008	41150	44215	34370	38660	57590
800	2000	800	TCE082008	47650	51180	38940	42645	62325
1000	2000	800	TCE102008	68285	72810	52640	58375	85040
1200	2000	800	TCE122008	71780	79620	58965	64865	94990
600	2200	600	TCE062206	45075	49380	35785	42480	59165
800	2200	600	TCE082206	51010	54355	41065	45270	63435
1000	2200	600	TCE102206	70625	76070	58035	63475	88905
1200	2200	600	TCE122206	73385	81925	57035	63725	101895
600	2200	800	TCE062208	49150	53315	37710	43535	56735
800	2200	800	TCE082208	59325	62780	45550	49550	68635
1000	2200	800	TCE102208	75215	81040	61045	65655	94440
1200	2200	800	TCE122208	81350	85935	66615	71100	106505

***List Prices are Ex-works Faridabad. For detail refer Enclosure Selling Terms & Conditions.**

***GST to be charged extra**

TCE Bottom Plinth 100mm Height

HSN Code: 8538

Size in MM		Cat No	LP [₹]
Width (W)	Depth (D)		
600	400	TCEPL0604	3100
800	400	TCEPL0804	3540
1000	400	TCEPL1004	3960
1200	400	TCEPL1204	4340
600	500	TCEPL0605	3320
800	500	TCEPL0805	3725
1000	500	TCEPL1005	4160
1200	500	TCEPL1205	4530
600	600	TCEPL0606	3510
800	600	TCEPL0806	3900
1000	600	TCEPL1006	4305
1200	600	TCEPL1206	4700
600	800	TCEPL0608	3900
800	800	TCEPL0808	4305
1000	800	TCEPL1008	4660
1200	800	TCEPL1208	5115

TCE Side Panel

HSN Code: 8538

Size in MM		Cat No	LP [₹]
Height (H)	Depth (D)		
1800	400	TCESP0418	6185
1800	500	TCESP0518	7185
1800	600	TCESP0618	7995
1800	800	TCESP0818	10655
2000	400	TCESP0420	6645
2000	500	TCESP0520	7815
2000	600	TCESP0620	8680
2000	800	TCESP0820	11175
2200	600	TCESP0622	10055
2200	800	TCESP0822	13070

MOQ-Minimum order quantity in nos.

Note: Cutout charges will be extra

Freight charges will be extra at actuals

*List Prices are Ex-works Faridabad. For detail refer Enclosure Selling Terms & Conditions.

***GST to be charged extra**

TCE Series Enclosure Accessories

Baying system

HSN Code: 8538

Sl. No	Description	Cat No	LP [₹]
1	Baying Kit	TCE-14280	2295
2	Combination Angle (Pack of 2)	TCE-14281	1205

Mounting plate filler profile

HSN Code: 8538

Sl. No	Description	Cat No	LP [₹]
1	Filler plate for 1800mm Height	TCE-FP-1800	1745
2	Filler plate for 2000mm Height	TCE-FP-2000	1925
3	Filler plate for 2200mm Height	TCE-FP-2200	2110

Wiring plan pocket

HSN Code: 8538

Sl. No	Description	Cat No	LP [₹]
1	File pocket 500mm Width	TCE-TPKT-500	850
2	File pocket 600mm Width	TCE-TPKT-600	1020
3	File pocket 800mm Width	TCE-TPKT-800	1325

Lamp rail

HSN Code: 8538

Sl. No	Description	Cat No	LP [₹]
1	Lamp rail 600mm Width	TCE-LAMP-RAIL-600	245
2	Lamp rail 800mm Width	TCE-LAMP-RAIL-800	330
3	Lamp rail 1000mm Width	TCE-LAMP-RAIL-1000	410
4	Lamp rail 1200mm Width	TCE-LAMP-RAIL-1200	500

Limit switch with fixing arrangement

HSN Code: 8538

Sl. No	Description	Cat No	LP [₹]
1	BCH Limit switch	TCE-LC	1020

Punched section for depth

HSN Code: 8538

Sl. No	Description	Cat No	LP [₹]
1	Punched section 400mm depth	TCE-PSD-400	600
2	Punched section 500mm depth	TCE-PSD-500	850
3	Punched section 600mm depth	TCE-PSD-600	1090
4	Punched section 800mm depth	TCE-PSD-800	1450

Punched section for width

HSN Code: 8538

Sl. No	Description	Cat No	LP [₹]
1	Punched section 600mm width	TCE-PSW-600	1205
2	Punched section 800mm width	TCE-PSW-800	1450
3	Punched section 1000mm width	TCE-PSW-1000	1690
4	Punched section 1200mm width	TCE-PSW-1200	1925

Air Filter Unit

HSN Code: 8538

Sl. No	Description	Cat No	LP [₹]
1	Snap fit air filter 148x148	BIL-SF-1414	945
2	Snap fit air filter 204x204	BIL-SF-2020	1420
3	Snap fit air filter 255x255	BIL-SF-2525	1575
4	Snap fit air filter 204x204 with mounting adaptor	BIL-SFMA-2020	1660
5	Snap fit air filter 255x255 with mounting adaptor	BIL-SFMA-2525	2080

Door Stay

HSN Code: 8538

Sl. No	Description	Cat No	LP [₹]
1	Door Stay for TCE Series	TCE-DS	1315

***GST to be charged extra** ***List Prices are Ex-works Faridabad. For detail refer Enclosure Selling Terms & Conditions.**

Techno Modular Enclosures

HSN Code : 8538

Size of Enclosure (W x H x D in mm)	Cat. No.	Enclosure Version*				Plinth		Side Covers (Pair)	
		Ver 001 LP [₹]	Ver 002 LP [₹]	Ver 003 LP [₹]	Ver 004 LP [₹]	Cat. No.	List Price [₹]	Cat. No.	List Price [₹]
600 x 1800 x 400	TME 061804	32160	35820	25540	29480	TPL 061804	3120	TSC 061804	6230
800 x 1800 x 400	TME 081804	38415	42155	29205	33760	TPL 081804	3555	TSC 081804	6230
1000 x 1800 x 400	TME 101804	52870	56980	41000	44850	TPL 101804	3985	TSC 101804	6230
1200 x 1800 x 400	TME 121804	59400	66360	46095	51090	TPL 121804	4375	TSC 121804	6230
600 x 1800 x 500	TME 061805	33590	36980	27250	30630	TPL 061805	3340	TSC 061805	7235
800 x 1800 x 500	TME 081805	39115	44040	31270	35010	TPL 081805	3765	TSC 081805	7235
1000 x 1800 x 500	TME 101805	54310	58415	42785	47175	TPL 101805	4190	TSC 101805	7235
1200 x 1800 x 500	TME 121805	60550	68790	48495	54490	TPL 121805	4560	TSC 121805	7235
800 x 1800 x 600	TME 081806	41700	43780	33950	37155	TPL 081806	3930	TSC 081806	8050
600 x 2000 x 400	TME 062004	34665	38945	26620	31635	TPL 062004	3120	TSC 062004	6700
800 x 2000 x 400	TME 082004	40335	44305	30825	34995	TPL 082004	3555	TSC 082004	6700
1000 x 2000 x 400	TME 102004	57780	61000	44930	48045	TPL 102004	3985	TSC 102004	6700
1200 x 2000 x 400	TME 122004	62075	68605	49665	56280	TPL 122004	4375	TSC 122004	6700
600 x 2000 x 500	TME 062005	36795	39835	30190	34125	TPL 062005	3340	TSC 062005	7865
800 x 2000 x 500	TME 082005	41275	45560	31805	36270	TPL 082005	3765	TSC 082005	7865
1000 x 2000 x 500	TME 102005	57165	63960	45560	50555	TPL 102005	4190	TSC 102005	7865
1200 x 2000 x 500	TME 122005	62505	68790	49125	54490	TPL 122005	4560	TSC 122005	7865
600 x 2000 x 600	TME 062006	37325	41000	31975	35650	TPL 062006	3525	TSC 062006	8755
800 x 2000 x 600	TME 082006	42700	46535	34290	38135	TPL 082006	3930	TSC 082006	8755
1000 x 2000 x 600	TME 102006	58060	66625	46265	53935	TPL 102006	4350	TSC 102006	8755
1200 x 2000 x 600	TME 122006	63735	70655	51610	58235	TPL 122006	4750	TSC 122006	8755
600 x 2000 x 800	TME 062008	38415	41275	32070	36075	TPL 062008	3930	TSC 062008	11255
800 x 2000 x 800	TME 082008	44475	47785	36350	39805	TPL 082008	4350	TSC 082008	11255
1000 x 2000 x 800	TME 102008	63735	67975	49125	54490	TPL 102008	4690	TSC 102008	11255
1200 x 2000 x 800	TME 122008	67000	74300	55035	60550	TPL 122008	5170	TSC 122008	11255
600 x 2200 x 600	TME 062206	42070	46095	33415	39650	TPL 062206	3525	TSC 062206	10140
800 x 2200 x 600	TME 082206	47615	50740	38315	42245	TPL 082206	3930	TSC 082206	10140
1000 x 2200 x 600	TME 102206	65920	71000	54165	59250	TPL 102206	4350	TSC 102206	10140
1200 x 2200 x 600	TME 122206	68500	76460	53245	59485	TPL 122206	4750	TSC 122206	10140
600 x 2200 x 800	TME 062208	45880	49765	35200	40645	TPL 062208	3930	TSC 062208	13170
800 x 2200 x 800	TME 082208	55375	58605	42535	46265	TPL 082208	4350	TSC 082208	13170
1000 x 2200 x 800	TME 102208	70195	75635	56980	61280	TPL 102208	4690	TSC 102208	13170
1200 x 2200 x 800	TME 122208	75925	80200	62170	66360	TPL 122208	5170	TSC 122208	13170

*Baying kit (BIL-14280) Rs. 2110/- is also available for Enclosure Version. For extra accessories, please contact nearest branch office.
MOQ-Minimum order quantity in nos.
Note : Cutout charges will be extra
Freight charges will be extra at actuals

***List Prices are Ex-works Faridabad. For detail refer Enclosure Selling Terms & Conditions.**

***GST to be charged extra**

Secured 3 point Locking system

Modular Enclosures

- Enclosures
- Minimum size in mm :
  600 x 1800 x 400 (W x H x D)
- Maximum size in mm :
  1200 x 2200 x 800 (W x H x D)
- Degree of protection IP55/IK10
- CE Certified
- Wide range of accessories

100 % BOLTED

Features

- Completely modular in all the three axis
- Powder coated surface (RAL 7035) for excellent finish and durability
- PU Gasket ensuring higher degree of ingress protection
- 3mm mounting plate as a standard
- Manufactured on CNC Turret punch press for higher precision, finish and repeated accuracy
- Ideal for :
- Special purpose machines
- Control panels
- Drives
- Starter enclosures
- Accessories for mounting 19" equipment

Enclosure Versions

001 - with mounting plate and rear cover
002 - with mounting plate and rear door
003 - without mounting plate and with rear cover
004 - without mounting plate and with rear door

To Order And Calculate List Price
(a) Choose Cat. No. and LP of Enclosure version from 001, 002, 003 or 004
(b) Add Cat. No. and LP of Plinth
(c) Add Cat. No. and LP of Side Covers pair

General Technical Particulars

- Degree of protection IP55/IK10
- CE Certified
- Fabricated from 2/1.6 mm CRCA/GPSP (frame made up of 2.0mm GPSP, doors & covers made up of 1.6 mm CRCA).
- Fully bolted construction
- Mounting Plate with sliding arrangement - standard & Powder coated to RAL-2000
- Modular Plinth (optional) 100mm high fabricated from CRCA
- Cable entry provision is given from Bottom & made in 3-part construction with Galvanized steel [Unpainted]
- Foamed-in PU gasket
- Powder coated to RAL : 7035 structure finish
- Hinge design allows 120 deg. Door opening
- 3 point lock provided as standard
- Door stiffener with provision of drilling holes for wiring harness.
- Side Covers - Pair : consisting of 1no. LHS and 1no. RHS cover
- To calculate limiting dimension of the enclosure, add 44mm to the width to account for Side Covers,
- 22mm to the height for Top Cover & 44mm to the depth on account of Front and Rear door / cover.

Note : upto 800 mm width single door
1000 mm & 1200 mm width double leaf door

***List Prices are Ex-works Faridabad. For detail refer Enclosure Selling Terms & Conditions.**

***GST to be charged extra**

www.bchindia.com

Highlights of **BCH Compartmentalized**

MCC / PCC / PMCC Solution (Fixed & Drawed Type)



- 100% Modular Structure; can be dispatched in flat pack.
- Flexible compartmentalized -up to From 4.
- IP 54 degree of protection with polyurethane foam gasket.
- Compartment size available from 200mm height & multiplies of 100mm.
- Additional accessories like Cable support, Busbar support, Limit Switch and Lamp brackets are available.
- Adjustable mounting plates (Depth wise at the pitch of 25mm).
- Panel can be expended in all 3 dimensions and bayed together by using Baying Kit.
- All Structure members (Corner & Cross bar) having M6 extrude hole at 25mm intervals, No need of any Captive hardware.
- Standard Module dimension for Drawout Enclosures.
  - ⊳ Single Front :- 900(W) x 2400(H) x 600(D)
  - ⊳ Double Front :- 900(W) x 2400(H) x 1200(D)
- Draw-out feeder available from 200mm height (2SU) to 800mm height (8SU).
- Colours :- RAL-7035 (Structure finish) for structure, doors, covers & internal parts RAL-2000 (smooth finish) for Mounting plates, Ral-9000 (Smooth Finish) for Plinth .
- Sheet thickness 2.0mm GPSP for structure, 2.0mm CRCA for Mounting Plate & Mounting rail, 1.6mm CRCA for Doors & Covers, 1.2mm CRCA for Separation plates.

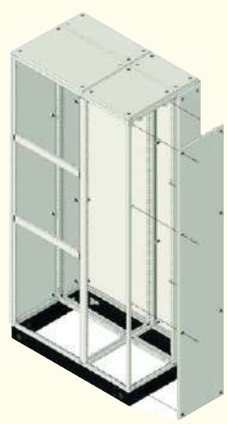



Control Desk

Technical Particulars (CONTROL DESK):

- Desk body: 1.6mm CRCA sheet
- Hinged door: 1.6mm CRCA sheet
- Bottom Gland plate: 2.0mm CRCA sheet
- Mounting plate: 2.0mm GPSP sheet
- Plinth corner: 2.0mm CRCA sheet
- Plinth Trim Plates: 1.6mm CRCA sheet
- Foamed-in PU gasket at front door
- Powder coated to RAL: 7035 structure finish
- Bottom plinth painted with smooth black color
- Mounting plate Zn galvanized

Control Desk

HSN Code : 8538

Type	SIZE (WxHxD) mm	Control DESK		
		MOQ Nos.	Cat No.	List Price [₹]
SINGLE DOOR CONTROL DESK	600X1000X400	3	BIL-CD-061004	On request
SINGLE DOOR CONTROL DESK	800X1000X400	3	BIL-CD-081004	On request
SINGLE DOOR CONTROL DESK	600X1000X500	3	BIL-CD-061005	On request
SINGLE DOOR CONTROL DESK	800X1000X500	3	BIL-CD-081005	On request
DOUBLE DOOR CONTROL DESK	1000X1000X400	3	BIL-CD-101004	On request
DOUBLE DOOR CONTROL DESK	1200X1000X400	3	BIL-CD-121004	On request
DOUBLE DOOR CONTROL DESK	1000X1000X500	3	BIL-CD-101005	On request
DOUBLE DOOR CONTROL DESK	1200X1000X500	3	BIL-CD-121005	On request

Bottom Plinth for Control Desk

HSN Code : 8538

Size in MM		MOQ Nos.	Cat No	List Price [₹]
Width (W)	Depth (D)			
600	400	3	BIL-CDPL-0604	On request
800	400	3	BIL-CDPL-0804	On request
1000	400	3	BIL-CDPL-1004	On request
1200	400	3	BIL-CDPL-1204	On request
600	500	3	BIL-CDPL-0605	On request
800	500	3	BIL-CDPL-0805	On request
1000	500	3	BIL-CDPL-1005	On request
1200	500	3	BIL-CDPL-1205	On request

Key Attributes:

- Aesthetic & robust construction
- Mounting Fan /s in top doesn't take usable "U" space.
- Special type of Wallmounting hardware.
- Provision for earthing available in the cabinets.
- Highly corrosion resistant in nature.
- Power coated to shade RAL : 7035 structure finish.

19" Wall Mount Racks

HSN Code : 8538

Dimensions (H x W x D) mm	MOQ Nos.	Cat. No.	List Price [₹]
6UX550X400	1	BIL-W-6-5504	5955
9UX550X400	1	BIL-W-9-5504	7185
6UX550X500	1	BIL-W-6-5505	6575
9UX550X500	1	BIL-W-9-5505	7665
12UX550X500	1	BIL-W-12-5505	8515
15UX550X500	1	BIL-W-15-5505	10020

MOQ-Minimum order quantity in nos.
Standard Configuration: Wallmount cabinet, 2-Pairs of 19" rail.
Notes : Accessories viz. Shelves, Fans, power strips, cable managers captive H/W & wall mounting hardware etc. will be extra as per the accessories list furnished in the price list.
Wall mount racks price do not include freight & will be extra at actuals

Key Attributes:

- Floor mounting robust design.
- Lockable & removable side panels.
- 2-pairs of adjustable 19" rails.
- Front door with toughened glass & perforation.
- High load bearing capacity.
- Rear vented door.
- Provision for fan mounting in top which doesn't take usable "U" Space.
- Superior cable management facility in extra wide racks.
- 4-integrated vertical cable managers are default design of 800mm wide racks.
- Rear space saving split door with 3-point secure locking in extra wide (800mm) racks.
- Power coated to shade RAL : 7035 structure finish.

19" Networking Racks

HSN Code : 8538

Dimensions (H x W x D) mm	MOQ Nos.	Cat. No.	List Price [₹]
24U X 600 X 600	1	BIL-N-062406	33315
24U X 600 X 800	1	BIL-N-062408	36830
24U X 800 X 600	1	BIL-N-082406	41745
24U X 800 X 800	1	BIL-N-082408	45620
30U X 600 X 600	1	BIL-N-063006	36830
30U X 600 X 800	1	BIL-N-063008	40355
30U X 800 X 600	1	BIL-N-083006	45620
30U X 800 X 800	1	BIL-N-083008	50005
36U X 600 X 600	1	BIL-N-063606	40355
36U X 600 X 800	1	BIL-N-063608	44730
36U X 800 X 600	1	BIL-N-083606	50025
36U X 800 X 800	1	BIL-N-083608	54315
42U X 600 X 600	1	BIL-N-064206	46505
42U X 600 X 800	1	BIL-N-064208	49830
42U X 800 X 600	1	BIL-N-084206	54735
42U X 800 X 800	1	BIL-N-084208	60515
45U X 600 X 600	1	BIL-N-064506	53510
45U X 600 X 800	1	BIL-N-064508	56160
45U X 800 X 600	1	BIL-N-084506	58765
45U X 800 X 800	1	BIL-N-084508	64030

MOQ-Minimum order quantity in nos.
Notes : 1) Networking racks price do not include freight & this will be extra at actuals.
For more details visit : www.bchindia.com/technorack

***List Prices are Ex-works Faridabad. For detail refer Enclosure Selling Terms & Conditions.**

***GST to be charged extra**

19" Server Racks

HSN Code : 8538

Key Attributes:

- Floor mounting robust design.
- Lockable & removable side panels.
- 2-pairs of adjustable 19" rails.
- Front door with toughened glass & perforation.
- High load bearing capacity.
- Rear vented door.
- Provision for fan mounting in top which doesn't take usable "U" Space.
- Superior cable management facility in extra wide racks.
- 4-integrated vertical cable managers are default design of 800mm wide racks.
- Rear space saving split door with 3-point secure locking
- locking in extra wide (800mm) racks.
- Power coated to shade RAL : 7035 structure finish.

Dimensions (H x W x D) mm	MOQ Nos.	Cat. No.	List Price [₹]
24U X 600 X 900	1	BIL-S-062409	37635
24U X 600 X 1000	1	BIL-S-062410	39995
30U X 600 X 900	1	BIL-S-063009	42555
30U X 600 X 1000	1	BIL-S-063010	44215
36U X 600 X 900	1	BIL-S-063609	46660
36U X 600 X 1000	1	BIL-S-063610	49150
42U X 600 X 900	1	BIL-S-064209	52465
42U X 600 X 1000	1	BIL-S-064210	55795
42U X 800 X 1000	1	BIL-S-084210	64205
45U X 600 X 900	1	BIL-S-064509	60625
45U X 600 X 1000	1	BIL-S-064510	64145

MOQ - Minimum order quantity in nos.

Notes : Server racks price do not include freight & this will be extra at actuals.

STANDARD CONFIGURATION: Basic frame, Top & bottom, Front Glass door with perforation, Rear vented door, Lockable & detachable side panels, 2-Pairs of 19" rails with depth members.

ETSI Racks

HSN Code : 8538

Key Attributes:

- Includes 1-Pair of 21" rails.
- Integrated side panels.
- Grouting arrangements along with grouting bolts as std. BOM
- Provision for power & detachable Cable entry/exit in top & bottom.
- Power coated to shade RAL : 7035 structure finish.

Dimensions (H x W x D) mm	MOQ Nos.	Cat. No.	List Price [₹]
2200 X 600 x 300	1	ITE-062203	On request
2200 X 600 x 600	1	ITE-062206	On request

MOQ - Minimum order quantity in nos.

Notes : Above ETSI configuration do not include front & rear door and covers.
All other accessories will be extra & will be furnished on request.
The prices mentioned above do not include freight.

19" Open Racks

HSN Code : 8538

Key Attributes:

- 1-Pair of vertical cable manager is default design.
- Surface pretreated and advance powder coated
- Goruting bolts as std. BOM.
- Power coated to shade RAL : 7035 structure finish.

Dimensions (H x W) mm	MOQ Nos.	Cat. No.	List Price [₹]
36U X 600	1	ITE-OF-0636	On request
45U X 600	1	ITE-OF-0645	On request

MOQ - Minimum order quantity in nos.

Notes : 1) Above Open Rack configuration does not include Shelves, Doors and Covers. All other accessories prices will be extra and will be furnished on request.

2) The Prices above do not include Freight and this will be extra at actuals.

For more details, visit : www.bchindia.com/technorack

***List Prices are Ex-works Faridabad. For detail refer Enclosure Selling Terms & Conditions.**

***GST to be charged extra**

Accessories for 19" Racks

Fixed Shelf/Stationary Shelf
- Compatible to keep monitor, servers, non 19" Networking & allied equipments.

Key-Board Tray
- Sliding & rotatory type.

Canteliver Shelf
- It can accomodate light weighted networking & allied equipments like modem, routers etc.

Equipment Support Angle
- "L" type angles. Useful to keep non 19" heavy duty equipment in rack mounting position.

Sliding Shelf
- Useful to keep servers, networking & allied equipment which are required to slide out for operational & other purpose.

Fans/Fan Tray
- 220V 90 CFM Capacity. Can be mounted at the top either directly or through Fan housing unit (Fan Tray)

Shelves

HSN Code : 8538

Description	Cat No.	List Price [₹]
Fixed Shelf (600mmD)	BIL-A-FS-L-06	1515
Fixed Shelf (800mmD)	BIL-A-FS-L-08	2345
Fixed Shelf (900mmD)	BIL-A-FS-L-09	2605
Fixed Shelf (1000mmD)	BIL-A-FS-L-10	2805
Key board tray (Sliding & Rotatory)	BIL-A-KB-06	4480
Canteliver Shelf (1U)	BIL-A-CS-1	905
Canteliver Shelf (2U)	BIL-A-CS-2	1345
Equipment Support Angle (600mmD)	BIL-A-ESA-06	565
Equipment Support Angle (800mmD)	BIL-A-ESA-08	640
Equipment Support Angle (900mmD)	BIL-A-ESA-09	795
Equipment Support Angle (1000mmD)	BIL-A-ESA-10	920
Sliding Shelf (900mmD)	BIL-A-SS-09	4480
Sliding Shelf (1000mmD)	BIL-A-SS-10	4655

Thermal Management

HSN Code : 8538

Description	Cat No.	List Price [₹]
1-Fan (Direct mounted)	BIL-A-SF	1515
Fan-tray with 2-Fans (FHU)	BIL-A-FHU-2FANS	3240
Fan-tray with 4-Fans (FHU)	BIL-A-FHU-4FANS	5640

Cable Management

HSN Code : 8538

Description	Cat No.	List Price [₹]
Horizontal Cable Manager (1U)	BIL-A-HCM-1U	360
Horizontal Cable Manager (2U)	BIL-A-HCM-2U	445
Vertical Cable Manager (24U)	BIL-A-VCM-24U	565
Vertical Cable Manager (30U)	BIL-A-VCM-30U	720
Vertical Cable Manager (36U)	BIL-A-VCM-36U	820
Vertical Cable Manager (42U)	BIL-A-VCM-42U	905
Vertical Cable Manager (45U)	BIL-A-VCM-45U	990

Power Management

HSN Code : 8538

Description	Cat No.	List Price [₹]
6-Point 5Amp Horizontal Power Strip (19")	BIL-A-HPS-5AMP	1480
5-Point 5/15Amp Horizontal Power Strip (19")	BIL-A-HPS-15AMP	1970
12-Point 5Amp Vertical Power Strip	BIL-A-12VPS-5AMP	2885
10-Point 5/15Amp Vertical Power Strip	BIL-A-10VPS-15AMP	3315
Earth continuity Kit (Earthing Kit)	BIL-A-ECT	1120

6-Point 5A Hor. Power Strip
- All universal type socket along with on/off switch with fuse & indicator. Internal strips are made up of Berellium copper that has high rate of heat & mechanical tolerance.
- Other 5A or 5/15A Power strips have Indian style (Anchor) Sockets with on/off switch/MCB.

Stability Management

HSN Code : 8538

Description	Cat No.	List Price [₹]
Castors (1-Set) Heavy Duty	BIL-A-CAS-HD	5410
Castors (1-Set) Light Duty	BIL-A-CAS	4305
Levelling Feet (1-Set)	BIL-A-LF	735

Castors
- 1-Set includes 4Nos. of castors, 2Nos. with foot operated brake & remaining 2 are free.

Levelling Feet
- 1-Set includes 4Nos. of Levelling Feet.

Stability Plate
- It Prevents the racks from toppling while taking out heavy duty servers.

Miscellaneous

HSN Code : 8538

Description	Cat No.	List Price [₹]
BAYING KIT	BIL-A-BK	535
BLANKING PANEL (1U)	BIL-A-BP-1U	250
BLANKING PANEL (2U)	BIL-A-BP-2U	330
BLANKING PANEL (3U)	BIL-A-BP-3U	415
BLANKING PANEL (4U)	BIL-A-BP-4U	515
BLANKING PANEL (5U)	BIL-A-BP-5U	575
Captive H/w (set of 10)	BIL-A-Captive-M6	250
Wallmounting H/w (set of 4)	BIL-A-WALLMOUNTHW	260

Notes : Packing & forwarding will be extra if accessrories are ordered seprately.

***List Prices are Ex-works Faridabad. For detail refer Enclosure Selling Terms & Conditions.**

***GST to be charged extra**

Non Metallic Enclosure

BHARTIA BCH

Technical Particulars :

- Enclosure with In built hinges for front door
- Pad locking provision for front door
- Suitable for wall & pole mounting
- Front door locked with rust proof hardware
- Silicon Gasket between enclosure and front door for sealing
- Protection Category IP-67

Type-1 (Inbulit Hinged Door Enclosure)

Size (WxHxD) mm	Box & Cover both in ABS		Box in ABS & Cover in PC(TR)		Box & Cover both in PC	
	Cat No.	List Price [₹]	Cat No.	List Price [₹]	Cat No.	List Price [₹]
210X257X90	BIL-AB-1.01	1245	BIL-AP-1.01	1380	BIL-PC-1.01	1520
225X275X105	BIL-AB-1.02	1285	BIL-AP-1.02	1425	BIL-PC-1.02	1560
200X280X140	BIL-AB-1.03	1505	BIL-AP-1.03	1665	BIL-PC-1.03	1825
280X280X130	BIL-AB-1.04	1780	BIL-AP-1.04	1970	BIL-PC-1.04	2155
300X350X146	BIL-AB-1.05A	2520	BIL-AP-1.05A	2805	BIL-PC-1.05A	3090
300X350X205	BIL-AB-1.05B	2730	BIL-AP-1.05B	3030	BIL-PC-1.05B	3335
644X674X277	BIL-AB-1.06	12320	BIL-AP-1.06	12935	BIL-PC-1.06	13550

Technical Particulars :

- Plain walled enclosures came along with front removable Cover
- Rust proof polyamide screw for front cover
- Equipped with parallel inner bush ribs for din channels Self-tapping screws
- Silicon Gasket between enclosure and front cover for sealing
- Protection Category IP-67

Type-2 (Plain Walled Industrial Enclosure)

Size (WxHxD) mm	Box & Cover both in ABS		Box in ABS & Cover in PC(TR)		Box & Cover both in PC	
	Cat No.	List Price [₹]	Cat No.	List Price [₹]	Cat No.	List Price [₹]
130X180X100	BIL-AB-2.00A	760	BIL-AP-2.00A	830	BIL-PC-2.00A	900
180X180X100	BIL-AB-2.01A	890	BIL-AP-2.01A	980	BIL-PC-2.01A	1065
180X180X138	BIL-AB-2.01	1010	BIL-AP-2.01	1105	BIL-PC-2.01	1200
180X240X138	BIL-AB-2.02	1255	BIL-AP-2.02	1380	BIL-PC-2.02	1505
240X320X138	BIL-AB-2.03	1860	BIL-AP-2.03	2055	BIL-PC-2.03	2255
320X420X138	BIL-AB-2.04	2870	BIL-AP-2.04	3180	BIL-PC-2.04	3485
320X420X210	BIL-AB-2.04B	3665	BIL-AP-2.04B	4010	BIL-PC-2.04B	4355
420X640X160	BIL-AB-2.05A	5280	BIL-AP-2.05A	5930	BIL-PC-2.05A	6580
420X640X210	BIL-AB-2.05B	6400	BIL-AP-2.05B	7215	BIL-PC-2.05B	8030
380X640X230	BIL-AB-2.06	5260	BIL-AP-2.06	5890	BIL-PC-2.06	6525

Technical Particulars :

- Modular in nature and ideal for LV compartmentalized Panel
- Knock outs on box walls for bus bar and cables routing
- Molded silicon push lock jointing kits to maintain IP rating of enclosure After joining each other
- Silicon Gasket between enclosure and front cover for sealing
- Can be joined in modules to make any size of electrical LV panel
- Protection Category IP-67

Type-3 (Modular Panel Enclosure)

Size (WxHxD) mm	Box & Cover both in ABS		Box in ABS & Cover in PC(TR)		Box & Cover both in PC	
	Cat No.	List Price [₹]	Cat No.	List Price [₹]	Cat No.	List Price [₹]
150X300X135	BIL-AB-3.01A	1990	BIL-AP-3.01A	2175	BIL-PC-3.01A	2355
150X300X210	BIL-AB-3.01B	2345	BIL-AP-3.01B	2560	BIL-PC-3.01B	2770
300X300X210	BIL-AB-3.02	3245	BIL-AP-3.02	3565	BIL-PC-3.02	3885
300X450X210	BIL-AB-3.03	3960	BIL-AP-3.03	4355	BIL-PC-3.03	4750
300X600X210	BIL-AB-3.04	4905	BIL-AP-3.04	5420	BIL-PC-3.04	5930

***List Prices are Ex-works Faridabad. For detail refer Enclosure Selling Terms & Conditions.**

***GST to be charged extra**

Type-4 (Junction Boxes)

Technical Particulars :

- Equipped with multiple knockouts to accommodate different size of cables
- Front cover fixes with SS304 screws
- No of inner bush for din rail fixing
- Silicon Gasket between enclosure and front cover for sealing
- Outside bushes provided to mount box without tampering enclosures to maintain IP rating
- Protection Category IP-67

Size (WxHxD) mm	Box & Cover both in ABS		Box in ABS & Cover in PC(TR)		Box & Cover both in PC	
	Cat No.	List Price [₹]	Cat No.	List Price [₹]	Cat No.	List Price [₹]
90X90X54	BIL-AB-4.01	230	BIL-AP-4.01	255	BIL-PC-4.01	275
100X100X60	BIL-AB-4.01B	340	BIL-AP-4.01B	365	BIL-PC-4.01B	385
100X100X60	BIL-AB-4.02	275	BIL-AP-4.02	290	BIL-PC-4.02	310
120X120X70	BIL-AB-4.02B	440	BIL-AP-4.02B	480	BIL-PC-4.02B	515
110X140X70	BIL-AB-4.03	450	BIL-AP-4.03	490	BIL-PC-4.03	530
120X150X80	BIL-AB-4.03B	550	BIL-AP-4.03B	595	BIL-PC-4.03B	640
130X130X100	BIL-AB-4.04	570	BIL-AP-4.04	620	BIL-PC-4.04	670
140X140X100	BIL-AB-4.04B	640	BIL-AP-4.04B	695	BIL-PC-4.04B	750
130X170X80	BIL-AB-4.05	540	BIL-AP-4.05	585	BIL-PC-4.05	625
140X180X100	BIL-AB-4.05B	705	BIL-AP-4.05B	770	BIL-PC-4.05B	835
160X210X100	BIL-AB-4.06	860	BIL-AP-4.06	935	BIL-PC-4.06	1010
210X260X120	BIL-AB-4.07	1430	BIL-AP-4.07	1690	BIL-PC-4.07	1945

Type-5 (Power Distribution Boxes With Poly Carbonate Window)

Technical Particulars :

- Suitable for wall or Pole mounting
- Polycarbonate hinged window for easy operation of MCB
- Number of horizontal inner bush for din rail fixing
- Rust proof SS304 screw for front cover fixing
- Silicon Gasket between enclosure and front cover for sealing
- Front cover fixed with rust proof SS304 screws
- Protection Category IP-65

Size (WxHxD) mm	Box & Cover both in ABS		Box in ABS & Cover in PC(TR)		Box & Cover both in PC	
	Cat No.	List Price [₹]	Cat No.	List Price [₹]	Cat No.	List Price [₹]
98X138X75	NA	-	BIL-AP-5.01 Eco	870	NA	-
76X170X95	NA	-	BIL-AP-5.01B Eco	790	NA	-
100X225X100	NA	-	BIL-AP-5.01	1230	NA	-
115X160X75	NA	-	BIL-AP-5.02 Eco	1120	NA	-
118X170X95	NA	-	BIL-AP-5.02B Eco	990	NA	-
150X225X100	NA	-	BIL-AP-5.02	1595	NA	-
225X225X100	NA	-	BIL-AP-5.03	2035	NA	-
225X300X100	NA	-	BIL-AP-5.04	2485	NA	-
300X400X100	NA	-	BIL-AP-5.05 A	3675	NA	-
300X400X100	NA	-	BIL-AP-5.05	4545	NA	-
300X600X100	NA	-	BIL-AP-5.06	6500	NA	-

Type-6 (Enclosure With External Mounting)

Technical Particulars :

- Provision of outside mounting on enclosure
- Suitable for heavy duty application like Bus bars, industrial plugs sockets & Solar application
- Number of horizontal inner bush for din rail fixing
- Rust proof SS304 screw for front cover fixing
- Silicon Gasket between enclosure and front cover for sealing
- Protection Category IP-67

Size (WxHxD) mm	Box & Cover both in ABS		Box in ABS & Cover in PC(TR)		Box & Cover both in PC	
	Cat No.	List Price [₹]	Cat No.	List Price [₹]	Cat No.	List Price [₹]
98X138X68	BIL-AB-6.01	420	BIL-AP-6.01	450	BIL-PC-6.01	485
98X200X60	BIL-AB-6.02A	550	BIL-AP-6.02A	590	BIL-PC-6.02A	625
98X200X82	BIL-AB-6.02B	650	BIL-AP-6.02B	705	BIL-PC-6.02B	760
138X138X82	BIL-AB-6.03	560	BIL-AP-6.03	605	BIL-PC-6.03	650
138X225X68	BIL-AB-6.04	780	BIL-AP-6.04	840	BIL-PC-6.04	900
160X225X100	BIL-AB-6.05	1065	BIL-AP-6.05	1165	BIL-PC-6.05	1265
225X225X115	BIL-AB-6.06A	945	BIL-AP-6.06A	1020	BIL-PC-6.06A	1090
225X225X180	BIL-AB-6.06B	1175	BIL-AP-6.06B	1275	BIL-PC-6.06B	1375
225X300X115	BIL-AB-6.07	1660	BIL-AP-6.07	1835	BIL-PC-6.07	2015
300X400X100	BIL-AB-6.08	2675	BIL-AP-6.08	2960	BIL-PC-6.08	3245
300X600X100	BIL-AB-6.09	3795	BIL-AP-6.09	4180	BIL-PC-6.09	4565

***List Prices are Ex-works Faridabad. For detail refer Enclosure Selling Terms & Conditions.**

***GST to be charged extra**

Technical Particulars :

- Specially designed for IT, electronics and automation industrial solutions
- Available in 31 different sizes
- Provision of PCB & Electronics component mounting
- Rust proof SS304 screw for front cover fixing
- Silicon Gasket between enclosure and front door for sealing
- Suitable for wall & pole mounting
- Protection Category IP-67

Type-7 (Enclosure With External Mounting)

Size (WxHxD) mm	Box & Cover both in ABS		Box in ABS & Cover in PC(TR)		Box & Cover both in PC	
	Cat No.	List Price [₹]	Cat No.	List Price [₹]	Cat No.	List Price [₹]
56X80X40	BIL-AB-7.01	295	BIL-AP-7.01	315	BIL-PC-7.01	330
100X100X62	BIL-AB-7.02	450	BIL-AP-7.02	490	BIL-PC-7.02	530
65X115X40	BIL-AB-7.03	340	BIL-AP-7.03	365	BIL-PC-7.03	385
80X125X56	BIL-AB-7.04	440	BIL-AP-7.04	480	BIL-PC-7.04	515
125X125X62	BIL-AB-7.05	550	BIL-AP-7.05	600	BIL-PC-7.05	650
90X134X36	BIL-AB-7.06A	385	BIL-AP-7.06A	415	BIL-PC-7.06A	440
90X134X56	BIL-AB-7.06B	505	BIL-AP-7.06B	540	BIL-PC-7.06B	570
120X140X76	BIL-AB-7.07	705	BIL-AP-7.07	770	BIL-PC-7.07	835
120X140X100	BIL-AB-7.07B	585	BIL-AP-7.07B	620	BIL-PC-7.07B	660
150X150X75	BIL-AB-7.08	585	BIL-AP-7.08	625	BIL-PC-7.08	670
132X150X40	BIL-AB-7.08A	805	BIL-AP-7.08A	880	BIL-PC-7.08A	955
150X150X100	BIL-AB-7.08C	890	BIL-AP-7.08C	975	BIL-PC-7.08C	1055
115X160X55	BIL-AB-7.09A	695	BIL-AP-7.09A	755	BIL-PC-7.09A	815
115X160X75	BIL-AB-7.09B	760	BIL-AP-7.09B	790	BIL-PC-7.09B	825
125X170X66	BIL-AB-7.10A	825	BIL-AP-7.10A	870	BIL-PC-7.10A	915
125X170X115	BIL-AB-7.10B	815	BIL-AP-7.10B	900	BIL-PC-7.10B	990
124X175X36	BIL-AB-7.11	450	BIL-AP-7.11	490	BIL-PC-7.11	530
160X180X75	BIL-AB-7.12	860	BIL-AP-7.12	870	BIL-PC-7.12	1025
125X205X75	BIL-AB-7.13	845	BIL-AP-7.13	935	BIL-PC-7.13	1025
80X210X55	BIL-AB-7.13A	760	BIL-AP-7.13A	835	BIL-PC-7.13A	915
125X230X90	BIL-AB-7.14	880	BIL-AP-7.14	965	BIL-PC-7.14	1045
70X240X92	BIL-AB-7.15	870	BIL-AP-7.15	940	BIL-PC-7.15	1010
200X250X90	BIL-AB-7.16	1805	BIL-AP-7.16	1985	BIL-PC-7.16	2165
160X260X90	BIL-AB-7.17	1410	BIL-AP-7.17	1550	BIL-PC-7.17	1695
176X260X92	BIL-AB-7.18	1485	BIL-AP-7.18	1630	BIL-PC-7.18	1770
225X315X90	BIL-AB-7.19	1045	BIL-AP-7.19	1115	BIL-PC-7.19	1190
260X350X90	BIL-AB-7.20	2300	BIL-AP-7.20	2565	BIL-PC-7.20	2825
58X84X33	BIL-AB-7.01L	275	BIL-AP-7.01L	290	BIL-PC-7.01L	310
70X100X50	BIL-AB-7.02L	395	BIL-AP-7.02L	425	BIL-PC-7.02L	450
80X160X55	BIL-AB-7.03L	660	BIL-AP-7.03L	705	BIL-PC-7.03L	750
136X200X70	BIL-AB-7.04L	715	BIL-AP-7.04L	790	BIL-PC-7.04L	870

***List Prices are Ex-works Faridabad. For detail refer Enclosure Selling Terms & Conditions.**

***GST to be charged extra**

Wires & Cables

- 3-Core Flat Cables for Submersible Pump Applications
- FR & FRLS Single Core Flexible Cables
- Multi Core PVC Flexible Cables
- Shielded Cables
- Steel Braided Cable

BCH Three Core Flat Cables with annealed bare & bunched copper conductor insulated & sheathed with PVC for submersible pump motors for voltage grade 1100 V as per I.S. 694 / 2010, conforming & marked with I.S. 694 / 2010 upto 95 sqmm. 3 Core Flat Cable PVC Insulated Type CS

HSN Code : 8544

BCH Code	Flat Cable	LP Per 500 Mtrs in [₹]	Remark
CS0010BM	1.0 Sqmm x 3 core Flat cable	On request	Also Available in 100 mtrs,500 mtrs 1000 mtrs in drum as well as in wrap packing
CS0015BM	1.5 Sqmm x 3 core Flat cable	On request	
CS0025BM	2.5 Sqmm x 3 core Flat cable	On request	
CS0040BM	4.0 Sqmm x 3 core Flat cable	On request	
CS0060BM	6.0 Sqmm x 3 core Flat cable	On request	
CS0080BM	8.0 Sqmm x 3 core Flat cable	On request	
CS0100BM	10 Sqmm x 3 core Flat cable	On request	
CS0160BM	16 Sqmm x 3 core Flat cable	On request	
CS0250BM	25 Sqmm x 3 core Flat cable	On request	
CS0350BM	35 Sqmm x 3 core Flat cable	On request	
CS0500BM	50 Sqmm x 3 core Flat cable	On request	
CS0700BM	70 Sqmm x 3 core Flat cable	On request	
CS0950BM	95 Sqmm x 3 core Flat cable	On request	
CS1200BM	120 Sqmm x 3 core Flat cable	On request	

BCH Three Core Flat Cables with XLPE insulation & ROHS PVC sheath for withstanding temperature upto 90 deg.C.

HSN Code : 8544

BCH Code	FLAT CS XLPE CABLE	LP Per 500 Mtrs in	Remark
CFTEX-03-0015BM	1.5 Sq. mm x 3 core Flat CS XLPE CABLE	On request	Also Available in 100 mtrs,500 mtrs 1000 mtrs in drum as well as in wrap packing
CFTEX-03-0025BM	2.5 Sq. mm x 3 core Flat CS XLPE CABLE	On request	
CFTEX-03-0040BM	4.0 Sq. mm x 3 core Flat CS XLPE CABLE	On request	
CFTEX-03-0060BM	6.0 Sq. mm x 3 core Flat CS XLPE CABLE	On request	
CFTEX-03-0080BM	8.0 Sq. mm x 3 core Flat CS XLPE CABLE	On request	
CFTEX-03-0100BM	10 Sq. mm x 3 core Flat CS XLPE CABLE	On request	
CFTEX-03-0160BM	16 Sq. mm x 3 core Flat CS XLPE CABLE	On request	
CFTEX-03-0250BM	25 Sq. mm x 3 core Flat CS XLPE CABLE	On request	
CFTEX-03-0350BM	35 Sq. mm x 3 core Flat CS XLPE CABLE	On request	
CFTEX-03-0500BM	50 Sq. mm x 3 core Flat CS XLPE CABLE	On request	

BCH Three Core Flat Cables with XLPE insulation & ROHS PVC sheath for withstanding temperature upto 90 deg.C.

HSN Code : 8544

BCH Code	Flat Cable	LP Per 500 Mtrs in [₹]	Remark
CFTX-03-0015BM	1.5 Sqmm x 3 core Flat cable XLPE insulated Thick	On request	Also Available in 100 mtrs,500 mtrs 1000 mtrs in drum as well as in wrap packing
CFTX-03-0025BM	2.5 Sqmm x 3 core Flat cable XLPE insulated Thick	On request	
CFTX-03-0040BM	4.0 Sqmm x 3 core Flat cable XLPE insulated Thick	On request	
CFTX-03-0060BM	6.0 Sqmm x 3 core Flat cable XLPE insulated Thick	On request	
CFTX-03-0080BM	8.0 Sqmm x 3 core Flat cable XLPE insulated Thick	On request	
CFTX-03-0100BM	10 Sqmm x 3 core Flat cable XLPE insulated Thick	On request	
CFTX-03-0160BM	16 Sqmm x 3 core Flat cable XLPE insulated Thick	On request	

Note:
At the end of every code "A" stand for 100 mtrs. , "BM" stand for 500 mtrs. , "CM" stand for 1000 mtrs.

For price, please contact our nearest sales office.

Single Core FR PVC Flexible Cables As Per IS 694: 2010 - With ISI Marking

HSN Code : 8544

- Individual conductors drawn from 99.98% bright electrolytic grade copper with more than 100% conductivity
- Special formulation of PVC compounds as per IS 5831:2013 ensures longer and trouble free service life.
- Use only RoHS insulation and sheathing compounds. Ensures cleaner enviornment and better health.
- Online measurement and monitoring of O.D., core dia and dielectric strength.
- Suitable for -15 to +70°C.
- Flame Retardent

Cat. No.	Conductor Area (nominal)	Safe Current Carrying Capacity 2 wires, Single Phase		LP Per 100 mtrs
		In conduit / Trunking	Unenclosed clipped directly to a surface or on cable tray	
Single Core	(Sq. mm)	(Amp.)	(Amp.)	in [₹]
CRFR01-0005A-AAA	0.5	4	4.5	On request
CRFR01-0008A-AAA	0.75	7	8	On request
CRFR01-0010A-AAA	1	11	12	On request
CRFR01-0015A-AAA	1.5	13	16	On request
CRFR01-0025A-AAA	2.5	18	22	On request
CRFR01-0040A-AAA	4	24	29	On request
CRFR01-0060A-AAA	6	31	37	On request
CRFR01-0100A-AAA	10	42	51	On request
CRFR01-0160A-AAA	16	57	68	On request
CRFR01-0250A-AAA	25	71	86	On request
CRFR01-0350A-AAA	35	91	100	On request
CRFR01-0500A-AAA	50	120	145	On request
CRFR01-0700A -AAA	70	-	214	On request
CRFR01-0950A -AAA	95	-	260	On request
CRFR01-1200A-AAA	120	-	305	On request
CRFR01-1500A-AAA	150	-	355	On request
CRFR01-1850A -AAA	185	-	415	On request
CRFR01-2400A-AAA	240	-	500	On request
CRFR01-3000A-AAA	300	-	560	On request

Individual conductors drawn from 99.98% bright electrolytic grade copper with more than 100% conductivity
Note : Standard packing of 100m, 500m & 1000m available. For price of 500m & 1000m , please contact nearest sales office.

Single Core Double Insulation FR PVC Flexible Cables As Per IS 694: 2010 - With ISI Marking

HSN Code : 8544

- Glossy & smooth surface finish
- Anti Rodent properties
- Lead free
- Energy saving

Cat. No.	Conductor Area (nominal)	Safe Current Carrying Capacity 2 wires, Single Phase		LP Per 90 / 100 mtrs
		In conduit / Trunking	Unenclosed clipped directly to a surface or on cable tray	
Single Core	(Sq. mm)	(Amp.)	(Amp.)	in [₹]
CRDFR01-0005D-AAA	0.5	4	4.5	On request
CRDFR01-0008D-AAA	0.75	7	8	On request
CRDFR01-0010D-AAA	1	11	12	On request
CRDFR01-0015D-AAA	1.5	13	16	On request
CRDFR01-0025D-AAA	2.5	18	22	On request
CRDFR01-0040D-AAA	4	24	29	On request
CRDFR01-0060D-AAA	6	31	37	On request

Note: Standard packing of 90m, 180m & 270m available. For prices of 90m, 180m & 270m, please contact nearest sales office.

Single Core FRLS Flexible Cables As Per IS 694: 2010-With ISI Marking

HSN Code : 8544

Cat. No.	Conductor Area (nominal)	Safe Current Carrying Capacity 2 wires		LP Per 90 mtrs
		In conduit / Trunking	Unenclosed clipped directly to asurface or on cable tray	
Single Core	(Sq. mm)	(Amp.)	(Amp.)	in [₹]
CRLS01-0005A-AAA	0.5	4	4.5	On request
CRLS01-0008A-AAA	0.75	7	8	On request
CRLS01-0010A-AAA	1	11	12	On request
CRLS01-0015A-AAA	1.5	13	16	On request
CRLS01-0025A-AAA	2.5	18	22	On request
CRLS01-0040A-AAA	4	24	29	On request
CRLS01-0060A-AAA	6	31	37	On request
CRLS01-0100A-AAA	10	42	51	On request
CRLS01-0160A-AAA	16	57	68	On request
CRLS01-0250A-AAA	25	71	86	On request
CRLS01-0350A-AAA	35	91	100	On request
CRLS01-0500A-AAA	50	120	145	On request

Note: Standard packing of 100m, 180m & 270m available. For prices of 100m, 180m & 270m, please contact nearest sales office.
All sizes will be in 100 mtrs packing

Multi Core PVC Flexible Cables

HSN Code : 8544

Conductor area (Normal)	Cat. No. 2 Core	LP per 100 Mtrs	Cat. No. 3 Core	LP per 100 Mtrs	Cat. No. 4 Core	LP per 100 Mtrs	Current Rating (Amps)
0.5 sqmm	CR02-0005A-AAA-M	On request	CR03-0005A-AAA-M	On request	CR04-0005A-AAA-M	On request	4
0.75 sqmm	CR02-0008A-AAA-M	On request	CR03-0008A-AAA-M	On request	CR04-0008A-AAA-M	On request	7
1.0 sqmm	CR02-0010A-AAA-M	On request	CR03-0010A-AAA-M	On request	CR04-0010A-AAA-M	On request	12
1.5 sqmm	CR02-0015A-AAA-M	On request	CR03-0015A-AAA-M	On request	CR04-0015A-AAA-M	On request	15
2.5 sqmm	CR02-0025A-AAA-M	On request	CR03-0025A-AAA-M	On request	CR04-0025A-AAA-M	On request	20
4.0 sqmm	CR02-0040A-AAA-M	On request	CR03-0040A-AAA-M	On request	CR04-0040A-AAA-M	On request	27
6.0 sqmm	CR02-0060A-AAA-M	On request	CR03-0060A-AAA-M	On request	CR04-0060A-AAA-M	On request	35
10 sqmm	CR02-0100A-AAA-M	On request	CR03-0100A-AAA-M	On request	CR04-0100A-AAA-M	On request	46
16 sqmm	CR02-0160A-AAA-M	On request	CR03-0160A-AAA-M	On request	CR04-0160A-AAA-M	On request	62
25 sqmm	CR02-0250A-AAA-M	On request	CR03-0250A-AAA-M	On request	CR04-0250A-AAA-M	On request	80
35 sqmm	CR02-0350A-AAA-M	On request	CR03-0350A-AAA-M	On request	CR04-0350A-AAA-M	On request	102
50 sqmm	CR02-0500A-AAA-M	On request	CR03-0500A-AAA-M	On request	CR04-0500A-AAA-M	On request	138

Conductor area (Normal)	Cat. No. 5 Core	LP per 100 Mtrs	Cat. No. 6 Core	LP per 100 Mtrs	Cat. No. 7 Core	LP per 100 Mtrs	Current Rating (Amps)
0.5 sqmm	CR05-0005A-AAA-M	On request	CR06-0005A-AAA-M	On request	CR07-0005A-NAA-M	On request	4
0.75 sqmm	CR05-0008A-AAA-M	On request	CR06-0008A-AAA-M	On request	CR07-0008A-NAA-M	On request	7
1.0 sqmm	CR05-0010A-AAA-M	On request	CR06-0010A-AAA-M	On request	CR07-0010A-NAA-M	On request	12
1.5 sqmm	CR05-0015A-AAA-M	On request	CR06-0015A-AAA-M	On request	CR07-0015A-NAA-M	On request	15
2.5 sqmm	CR05-0025A-AAA-M	On request	CR06-0025A-AAA-M	On request	CR07-0025A-NAA-M	On request	20
4.0 sqmm	CR05-0040A-AAA-M	On request	CR06-0040A-AAA-M	On request	CR07-0040A-NAA-M	On request	27
6.0 sqmm	CR05-0060A-AAA-M	On request					35

Conductor area (Normal)	Cat. No. 8 Core	LP per 100 Mtrs	Cat. No. 10 Core	LP per 100 Mtrs	Cat. No. 12 Core	LP per 100 Mtrs	Current Rating (Amps)
0.5 sqmm	CR08-0005A-NAA-M	On request	CR10-0005A-NAA-M	On request	CR12-0005A-NAA-M	On request	4
0.75 sqmm	CR08-0008A-NAA-M	On request	CR10-0008A-NAA-M	On request	CR12-0008A-NAA-M	On request	7
1.0 sqmm	CR08-0010A-NAA-M	On request	CR10-0010A-NAA-M	On request	CR12-0010A-NAA-M	On request	12
1.5 sqmm	CR08-0015A-NAA-M	On request	CR10-0015A-NAA-M	On request	CR12-0015A-NAA-M	On request	15
2.5 sqmm	CR08-0025A-NAA-M	On request	CR10-0025A-NAA-M	On request	CR12-0025A-NAA-M	On request	20
4.0 sqmm	CR08-0040A-NAA-M	On request	CR10-0040A-NAA-M	On request	CR12-0040A-NAA-M	On request	27

Conductor area (Normal)	Cat. No. 14 Core	LP per 100 Mtrs	Cat. No. 16 Core	LP per 100 Mtrs	Cat. No. 19 Core	LP per 100 Mtrs	Current Rating (Amps)
0.5 sqmm	CR14-0005A-NAA-M	On request	CR16-0005A-NAA-M	On request	CR19-0005A-NAA-M	On request	4
0.75 sqmm	CR14-0008A-NAA-M	On request	CR16-0008A-NAA-M	On request	CR19-0008A-NAA-M	On request	7
1.0 sqmm	CR14-0010A-NAA-M	On request	CR16-0010A-NAA-M	On request	CR19-0010A-NAA-M	On request	12
1.5 sqmm	CR14-0015A-NAA-M	On request	CR16-0015A-NAA-M	On request	CR19-0015A-NAA-M	On request	15
2.5 sqmm	CR14-0025A-NAA-M	On request	CR16-0025A-NAA-M	On request	CR19-0025A-NAA-M	On request	20
4.0 sqmm	CR14-0040A-NAA-M	On request	CR16-0040A-NAA-M	On request	CR19-0040A-NAA-M	On request	27

Conductor area (Normal)	Cat. No. 24 Core	LP per 100 Mtrs	Cat. No. 25 Core	LP per 100 Mtrs	Cat. No. 30 Core	LP per 100 Mtrs	Current Rating (Amps)
0.5 sqmm	CR24-0005A-NAA-M	On request	CR25-0005A-NAA-M	On request	CR30-0005A-NAA-M	On request	4
0.75 sqmm	CR24-0008A-NAA-M	On request	CR25-0008A-NAA-M	On request	CR30-0008A-NAA-M	On request	7
1.0 sqmm	CR24-0010A-NAA-M	On request	CR25-0010A-NAA-M	On request	CR30-0010A-NAA-M	On request	12
1.5 sqmm	CR24-0015A-NAA-M	On request	CR25-0015A-NAA-M	On request	CR30-0015A-NAA-M	On request	15
2.5 sqmm	CR24-0025A-NAA-M	On request	CR25-0025A-NAA-M	On request	CR30-0025A-NAA-M	On request	20
4.0 sqmm	CR24-0040A-NAA-M	On request	CR25-0040A-NAA-M	On request	CR30-0040A-NAA-M	On request	27

Conductor area (Normal)	Cat. No. 36 Core	LP per 100 Mtrs	Current Rating (Amps)
0.5 sqmm	CR36-0005A-NAA-M	On request	4
0.75 sqmm	CR36-0008A-NAA-M	On request	7
1.0 sqmm	CR36-0010A-NAA-M	On request	12
1.5 sqmm	CR36-0015A-NAA-M	On request	15
2.5 sqmm	CR36-0025A-NAA-M	On request	20
4.0 sqmm	CR36-0040A-NAA-M	On request	27

The conductor construction given above is indicative only and will be such that all requirements of strand diameter and conductor resistance as per IS 694:2010 and IS 8130:2013 are met.

Sizes 0.5 to 50 Sq. mm from 2 to 4 cores & 0.5 to 2.5 Sq. mm upto 24 Core with ISI mark, rest all generally conforming to the IS Standard. packing available in 100 meter coils, longer lengths on drums (500m to 1000m)

BCH Annealed Bare Cu Flexible Conductor PVC Insulated, TinnedCuBraided(Screened) PVC Sheathed Flexible Unarmoured Cables FOR VOLTAGE

HSN Code : 8544

Conductor area (Normal)	Cat. No. 2 Core	LP per 100 Mtrs	Cat. No. 3 Core	LP per 100 Mtrs	Current Rating (Amps)
0.5 sqmm	CRSCY02-0005A-EAA	On request	CRSCY03-0005A-EAA	On request	4
0.75 sqmm	CRSCY02-0008A-EAA	On request	CRSCY03-0008A-EAA	On request	7
1.0 sqmm	CRSCY02-0010A-EAA	On request	CRSCY03-0010A-EAA	On request	12
1.5 sqmm	CRSCY02-0015A-EAA	On request	CRSCY03-0015A-EAA	On request	15
2.5 sqmm	CRSCY02-0025A-EAA	On request	CRSCY03-0025A-EAA	On request	20

Conductor area (Normal)	Cat. No. 4 Core	LP per 100 Mtrs	Cat. No. 5 Core	LP per 100 Mtrs	Current Rating (Amps)
0.5 sqmm	CRSCY04-0005A-EAA	On request	CRSCY05-0005A-EAA	On request	4
0.75 sqmm	CRSCY04-0008A-EAA	On request	CRSCY05-0008A-EAA	On request	7
1.0 sqmm	CRSCY04-0010A-EAA	On request	CRSCY05-0010A-EAA	On request	12
1.5 sqmm	CRSCY04-0015A-EAA	On request	CRSCY05-0015A-EAA	On request	15
2.5 sqmm	CRSCY04-0025A-EAA	On request	CRSCY05-0025A-EAA	On request	20

Conductor area (Normal)	Cat. No. 6 Core	LP per 100 Mtrs	Cat. No. 7 Core	LP per 100 Mtrs	Current Rating (Amps)
0.5 sqmm	CRSCY06-0005A-EAA	On request	CRSCY07-0005A-EAA	On request	4
0.75 sqmm	CRSCY06-0008A-EAA	On request	CRSCY07-0008A-EAA	On request	7
1.0 sqmm	CRSCY06-0010A-EAA	On request	CRSCY07-0010A-EAA	On request	12
1.5 sqmm	CRSCY06-0015A-EAA	On request	CRSCY07-0015A-EAA	On request	15
2.5 sqmm	CRSCY06-0025A-EAA	On request	CRSCY07-0025A-EAA	On request	20

BCH Flex Bare Copper Condutor, PVC Insulated, Cores Laid Up Together PVC Inner Sheathed, GI Wire Braided (Flexible Armouring), Overall Transparent PVC Sheathed Cable FOR VOLTAGE GRADE UPTO 1100 V CONFORMING TO IS-694:2010.

HSN Code : 8544

Conductor area (Normal)	Cat. No. 2 Core	LP per 100 Mtrs	Cat. No. 3 Core	LP per 100 Mtrs	Current Rating (Amps)
0.5 sqmm	CRSY02-0005A-AAA-M	On request	CRSY03-0005A-AAA-M	On request	4
0.75 sqmm	CRSY02-0008A-AAA-M	On request	CRSY03-0008A-AAA-M	On request	7
1.0 sqmm	CRSY02-0010A-AAA-M	On request	CRSY03-0010A-AAA-M	On request	12
1.5 sqmm	CRSY02-0015A-AAA-M	On request	CRSY03-0015A-AAA-M	On request	15
2.5 sqmm	CRSY02-0025A-AAA-M	On request	CRSY03-0025A-AAA-M	On request	20

Conductor area (Normal)	Cat. No. 4 Core	LP per 100 Mtrs	Cat. No. 5 Core	LP per 100 Mtrs	Current Rating (Amps)
0.5 sqmm	CRSY04-0005A-AAA-M	On request	CRSY05-0005A-AAA-M	On request	4
0.75 sqmm	CRSY04-0008A-AAA-M	On request	CRSY05-0008A-AAA-M	On request	7
1.0 sqmm	CRSY04-0010A-AAA-M	On request	CRSY05-0010A-AAA-M	On request	12
1.5 sqmm	CRSY04-0015A-AAA-M	On request	CRSY05-0015A-AAA-M	On request	15
2.5 sqmm	CRSY04-0025A-AAA-M	On request	CRSY05-0025A-AAA-M	On request	20

Conductor area (Normal)	Cat. No. 6 Core	LP per 100 Mtrs	Cat. No. 7 Core	LP per 100 Mtrs	Current Rating (Amps)
0.5 sqmm	CRSY06-0005A-AAA-M	On request	CRSY07-0005A-AAA-M	On request	4
0.75 sqmm	CRSY06-0008A-AAA-M	On request	CRSY07-0008A-AAA-M	On request	7
1.0 sqmm	CRSY06-0010A-AAA-M	On request	CRSY07-0010A-AAA-M	On request	12
1.5 sqmm	CRSY06-0015A-AAA-M	On request	CRSY07-0015A-AAA-M	On request	15
2.5 sqmm	CRSY06-0025A-AAA-M	On request	CRSY07-0025A-AAA-M	On request	20

Power Factor Control Products

- LT Power Capacitors - Cylindrical Type
- LT Power Capacitors - Box Type
- Freedom Series Capacitor Duty Contactor
- Super Heavy Duty Box Type Capacitor
- Detuned Reactors
- Thyristor Switched Module
- Automatic Power Factor Controllers (APFC) & Intelligent Power Factor Controllers (IPFC)
- Network Analysers
- APFC Panels

MPP Can type capacitors

MPP Can Type Capacitors(with ISI Mark) (440V)

HSN Code : 8532

	Normal Duty		Heavy Duty	
KVAR	Cat. No.	MRP [₹]	Cat. No.	MRP [₹]
1	BCHMCN001B	395	BCHMCH001B	570
2	BCHMCN002B	785	BCHMCH002B	1135
3	BCHMCN003B	1175	BCHMCH003B	1700
4	BCHMCN004B	1580	BCHMCH004B	2260
5	BCHMCN005B	1910	BCHMCH005B	2565
7.5	BCHMCN007B	2855	BCHMCH007B	3845
10	BCHMCN010B	3420	BCHMCH010B	4740
12.5	BCHMCN012B	4285	BCHMCH012B	5925
15	BCHMCN015B	5130	BCHMCH015B	7110
20	BCHMCN020B	6840	BCHMCH020B	9490
25	BCHMCN025B	8550	BCHMCH025B	11845

Price of 480V & 525V Capacitors available on request.

Heavy edge Zn Al Alloy MPP film

.02 - .03 micron metallised layer

MPP Capacitors (IS13340)

MPP capacitors are manufactured using Zn-Al metallized polypropylene film. These modules are provided with pressure interrupter arrangement for safety against bursting due to internal pressure arised due to prolonged high voltage / current. The modules are assembled in aluminium case or CRCA container

MPP Box Type Capacitors(with ISI Mark) (440V)

HSN Code : 8532

	Normal Duty		Heavy Duty	
KVAR	Cat. No.	MRP [₹]	Cat. No.	MRP [₹]
1	BCHMBN001B	455	BCHMBH001B	570
2	BCHMBN002B	890	BCHMBH002B	1135
3	BCHMBN003B	1330	BCHMBH003B	1700
4	BCHMBN004B	1765	BCHMBH004B	2270
5	BCHMBN005B	2075	BCHMBH005B	2670
7.5	BCHMBN007B	3125	BCHMBH007B	4000
10	BCHMBN010B	4135	BCHMBH010B	5315
12.5	BCHMBN012B	5195	BCHMBH012B	6655
15	BCHMBN015B	6225	BCHMBH015B	7985
20	BCHMBN020B	8285	BCHMBH020B	10655
25	BCHMBN025B	10355	BCHMBH025B	13320

Price of 480V & 525V Capacitors available on request.

APP Box Type Single Layer Capacitors & Super Heavy Duty Box Type Capacitors (with ISI Mark) (440V)

HSN Code : 8532

	APP Capacitor		SHD Capacitor	
KVAR	Cat. No.	MRP [₹]	Cat. No.	MRP [₹]
1	BCHAPS001B	1180	BCHSHD001B	2335
2	BCHAPS002B	2335	BCHSHD002B	4635
3	BCHAPS003B	3490	BCHSHD003B	6945
4	BCHAPS004B	4640	-	-
5	BCHAPS005B	5645	BCHSHD005B	9915
7.5	BCHAPS007B	8480	BCHSHD007B	14885
10	BCHAPS010B	10480	BCHSHD010B	19845
12.5	BCHAPS012B	13110	BCHSHD012B	24795
15	BCHAPS015B	15715	BCHSHD015B	29755
20	BCHAPS020B	20965	BCHSHD020B	39680
25	BCHAPS025B	26220	BCHSHD025B	49590

Price of 480V & 525V Capacitors available on request.

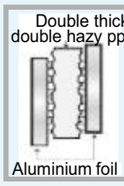

APP Capacitors

Non self healing APP capacitors manufactured using double hazy and double thick polypropylene films between two electrodes of thick aluminium foil have extended foil construction to ensure low watt losses

7% Aluminium wound & Copper wound 440V Detuned Reactors

HSN Code : 8504

	Aluminium wound		Copper wound	
KVAR	Cat. No.	MRP [₹]	Cat. No.	MRP [₹]
5	BCHRAL005B	On request	BCHRCU005B	On request
10	BCHRAL010B	On request	BCHRCU010B	On request
15	BCHRAL015B	On request	BCHRCU015B	On request
20	BCHRAL020B	On request	BCHRCU020B	On request
25	BCHRAL025B	On request	BCHRCU025B	On request
50	BCHRAL050B	On request	BCHRCU050B	On request
75	BCHRAL075B	On request	BCHRCU075B	On request
100	BCHRAL100B	On request	BCHRCU100B	On request

Price for 14% Aluminum & Copper bound reactor available on request



Freedom series Capacitor duty contactor (AC Control)

HSN Code : 8536

kVAR rating at 415V 3Ph 50Hz	Cat No.	Aux Contacts	MRP [₹]
5	CCD.05.11.▪	1NO+1NC	3025
10	CCD.10.11.▪	1NO+1NC	3285
15	CCD.15.11.▪	1NO+1NC	4800
20	CCD.20.11.▪	1NO+1NC	5630
26	CCD.26.11.▪	1NO+1NC	6905
30	CCD.30.11.▪	1NO+1NC	10965
40	CCD.40.11.▪	1NO+1NC	16700
50	CCD.50.21.▪	2NO+1NC	17550
60	CCD.60.21.▪	2NO+1NC	19700

▪ Standard coil voltages are 24, 110, 220/240 & 380/415 VAC, 50 Hz. For voltage codes refer Table on page 36
CCD.05 ~ CCD.40 @ ₹40 CCD.50 ~ CCD.60 @ ₹110

APFC Relay

Intelligent Power Factor Controllers (IPFC)

Steps	Cat. No.	Voltage	Brief description	MRP [₹]
12 STEP - 3φ	RG3-12C	230V	12 Step intelligent PFC	41760
12 STEP - 3φ	RG3-12CS	230V	12 Step intelligent PFC with RS 485 communication	46970
15 STEP - 3φ	RG3-15C	230V	15 Step , Intelligent PFC relay	43770
15 STEP - 3φ	RG3-15CL	230V	15 Step , Intelligent PFC relay with 3 steps for reactor	On request
15 STEP - 3φ	RG3-15CS	230V	15 Step , Intelligent PFC relay with RS485 communication	52950
15 STEP - 3φ	RG3-15CLS	230V	15 Step , Intelligent PFC relay with 3 steps for reactor and RS485 communication	On request

Note : **RG3-8/12/15 and RG3-12/15CS available in 230V only

- 3-Phase / 3CTs
- Connecting Single-Phase & 3-Phase Capacitors
- Compensation of Each Phase
- Measures : A,Cos-Ø, Total W, Total VAr, Total VA, Total KWH, Total KVArh
- Harmonic Measurement (up to 19th)
- THD 1% THD V%
- Programmable THD Protection
- Programmable Discharge Time
- Programmable THD Alarm
- Password Protection for setup
- Overheat Protection (Optional)
- RS-485 Communication (Optional)
- RG-15C - Intelligent relay PFC with smart switching with all 15 steps relay connection
- RG-15C - Intelligent relay PFC with smart switching with all 15 steps relay connection with communication

Automatic Power Factor Controllers (APFC)

Steps	Cat. No.	Voltage	Brief description	MRP [₹]
6 STEP - 1 φ	RG-6T-230-96	230V	PFC (96X96) WITH 6 STEPS , 230 V	16180
6 STEP - 1 φ	RG-6T-415-96	415V	PFC (96X96) WITH 6 STEPS , 415 V	16180
6 STEP - 1 φ	RG-6T-230	230V	PFC (144X144) WITH 6 STEPS, 230 V	16910
6 STEP - 1 φ	RG-6T-415	415V	PFC (144X144) WITH 6 STEPS, 415 V	16910
8 STEP - 1 φ	RG-8T-230	230V	PFC (144X144) WITH 8 STEPS, 230 V	19220
8 STEP - 1 φ	RG-8T-415	415V	PFC (144X144) WITH 8 STEPS, 415 V	19220
8 STEP - 3 φ	RG3-8T-230	230V	PFC 144X144, 8 STEPS,230V UNBALANCE LOAD	25830
12 STEP - 1 φ	RG-12T-230	230V	PFC (144X144) WITH 12 STEPS, 230 V	24070
12 STEP - 1 φ	RG-12T-415	415V	PFC (144X144) WITH 12 STEPS, 415 V	24070
12 STEP - 3 φ	RG3-12T-230	230V	PFC 144X144,12 STEPS,230V UNBALANCE LOAD	31280

Note : **RG3-8/12/15 and RG3-12/15CS available in 230V only

Thyristor Switched Module with Visual Circuit Indicator

HSN Code : 8538

KVAR	Type	Rated Voltage (V)	Cat. No.	MRP [₹]
5	TSM	440	BCHTSM005	On request
10	TSM	440	BCHTSM010	On request
15	TSM	440	BCHTSM015	On request
20	TSM	440	BCHTSM020	On request
25	TSM	440	BCHTSM025	On request
50	TSM	440	BCHTSM050	On request
75	TSM	440	BCHTSM075	On request
100	TSM	440	BCHTSM100	On request

Motors

IE2, IE3 & IE4

50°C
ambient temperature

- Wide Range
- Range: 0.16 HP to 425 HP
- Robust Design - IE2/IE3/IE4 Versions
- Dynamically Balanced Motors
- Corrosion-Resistant Stator Frames
- High Efficient Stator Laminations With Superior Low Loss CRNGO Steel
- Full Tropicalised Design for Indian Conditions
- Class F Insulation
- Six Terminal Terminal Box Across the Range
- Various Mounting Possibilities
- Superior Aesthetics - RAL-5014 Paint Shade As Standard
- Customised Motore Design Capability
- Compatible A.C Drive & Soft Starter Range
- Nationwide sales & service network

Crane Duty Motors
Power:0.18 to 200.0 kW

Brake Motors
Power:0.12 to 55.0 kW

Multi Speed Motors
Power:0.12 to 150.0 kW

Duplex Cooling Motors
Power:160.0 to 500.0 kW

Fire Fighting Motors
Power: 3.7 to 250.0 kW

- Manufacturing in Quality Assurance System Compliant With ISO 9001

Automation Products

- **AC Drives**
- **Digital DC Drives**
- **Soft Starters**
- **e-prox Sensors**
- **Plug-in Relays**
- **Electronic Timers**

SINUS B AC Drive

- 0.37 ~ 2.2Kw, Input-1Phase 200-230V AC
- Output - 3 Phase 200-230V AC
- Sensorless vector and V/F control
- Build in PID function

AC Drive

Sinus Penta AC Drive

- 4.5 - 3000 KW, 3 Phase 380 - 415 VAC
- One Drive - Five functions
  - Vector modulation IFD functionality for general-purpose applications
  - Sensorless vector VTC functionality for high torque-demanding applications
  - Vector FOC functionality with an encoder for accurate torque requirements and a wide speed range
  - Vector SYN functionality for applications with brushless, synchronous motors
  - RGN functionality for the inverter application as an AC/DC converter for the DC supply of multiple drives
- In built Braking chopper upto 132KW rating (S30)
- Serial communication port RS485 – MODBUS RTU Protocol
- Starting Torque upto 240% max
- PID function / second PID function
- Control keypad panel with 12 keys and large back-lit LCD
- Intelligent cooling system
- Encoder feedback
- Full compatibility with teleservice software, "REMOTE DRIVE" on internet
- Compatible with Easy Harmonics, tool for the calculation of Harmonic currents

*** For the prices of above mentioned products please contact our nearest sales office.**

Digital DC Drives

- From 10A to 4500A (2.4 KW to 2205 KW) 3 Phase 220-690VAC
- 2 & 4 Quadrant digital drive
- Local control from keypad
- 12/7 programmable I/Os
- Predictive control and field boost
- Feedback from dynamo/encoder/armature
- Auto switching in armature F/B against encoder/tacho feed back failure

Digital DC Drives

HSN Code - 8504

Cat. No.	Armature Current (A)	Field Current (A)
DCREG*.10 POT440V	10	5
DCREG*.20 POT440V	20	5
DCREG*.40 POT440V	40	5
DCREG*.70 POT440V	70	5
DCREG*.100 POT440V	100	5
DCREG*.150 POT440V	150	15
DCREG*.180 POT440V	180	15
DCREG*.250 POT440V	250	15
DCREG*.350 POT440V	350	15
DCREG*.410 POT440V	410	35
DCREG*.500 POT440V	500	35
DCREG*.600 POT440V	600	35
DCREG*.900 POT440V	900	35
DCREG*.1200 POT440V	1200	35

* to complete cat code suffix : 2- for II Quadrant drive 4 - for IV Quadrant drive

ASA4.0 Series Soft-Starter

24A to 580A, 3 Phase 200V to 525V AC or 380-690V AC
overload upto 600% of the rated current

Protection:

- over / under current
- current imbalance
- Motor Thermistor
- Phase Sequence
- Phase Loss
- Power Loss

*** For the prices of above mentioned products please contact our nearest sales office.**

BHARTIA BCH

ePROX Range

- Sizes from 8mm to 30mm Dia
- Switching Distance from 1.5mm to 15mm
- IP 67, CE Marked
- Sensors with Linear output (4 - 20 mA /0-10VDC)

General Specications

- High switching capacity
- 200mA upto 12mm Dia
- 400mA for 18mm and 30mm Dia
- Wide range of outputs
- Voltages AC/DC
- Status LED Indication
- Built in Short circuit protection

Special Versions

- Non Standard sizes from 4mm to 80mm dia
- High temperature sensors upto 125 Deg C
- Square / Slot / Rectangular sensors
- Sensor with shielded cable

Standard Version of Inductive Proximity Switches

HSN Code - 8536

Cat. No.	Dia (mm)	Nominal Sn Distance (mm)	Output	Max. Load (mA)	MRP [₹]	Lot Size
Flush Version Nominal Voltage 12-30V DC 3 Wire Output LED Indication Integrated cable 3C/2M						
DINE8SP10	8	1.5	PNP-NO	100	1310	10
DINE8SN10	8	1.5	NPN-NO	100	1310	
DINE12SP10	12	2	PNP-NO	200	1080	
DINE12SN10	12	2	NPN-NO	200	1080	
DINE18SP10	18	5	PNP-NO	200	1130	
DINE18SN10	18	5	NPN-NO	200	1130	
DINE30SP10	30	10	PNP-NO	400	1520	
DINE30SN10	30	10	NPN-NO	400	1520	
Non Flush Version Nominal Voltage 12-30V DC 3 Wire Output LED Indication Integrated cable 3C/2M						
DINE8NP10	8	2	PNP-NO	100	1310	10
DINE8NN10	8	2	NPN-NO	100	1310	
DINE12NP10	12	4	PNP-NO	200	1080	
DINE12NN10	12	4	NPN-NO	200	1080	
DINE18NP10	18	8	PNP-NO	200	1130	
DINE18NN10	18	8	NPN-NO	200	1130	
DINE30NP10	30	15	PNP-NO	400	1520	
DINE30NN10	30	15	NPN-NO	400	1520	
Flush Version Nominal Voltage 240V AC* 2 Wire Output LED Indication Integrated cable 3C/2M						
DINE12SA10	12	2	NO	200	1400	10
DINE12SA01	12	2	NC	200	1400	
DINE18SA10	18	5	NO	400	1480	
DINE18SA01	18	5	NC	400	1480	
DINE30SA10	30	10	NO	400	1710	
DINE30SA01	30	10	NC	400	1710	
Non Flush Version Nominal Voltage 240V AC* 2 Wire Output LED Indication Integrated cable 3C/2M						
DINE12NA10	12	4	NO	200	1400	10
DINE12NA01	12	4	NC	200	1400	
DINE18NA10	18	8	NO	400	1480	
DINE18NA01	18	8	NC	400	1480	
DINE30NA10	30	15	NO	400	1710	
DINE30NA01	30	15	NC	400	1710	

*110V AC input voltage is also available, For 110V AC replace A by 2A

ePROX Range

- Sizes: 18mm and 30mm dia
- Switching Distance: upto 15mm
- IP 67, CE Compliance

General Specications

- Max. load current : 400mA
- Wide range of outputs
- Built in Short circuit & polarity reversal protection
- Sensitivity adjustment thru trimmer

Capacitive Proximity Switches

HSN Code - 8536

Cat. No.	Dia (mm)	Nominal Sn Distance (mm)	Output	Max. Load (mA)	MRP [₹]	Lot Size
Flush Version 12-30V DC 3 Wire Output LED Indication Integrated 3C/2M						
DCAE18SN10	18	1 to 5	NPN-NO	400	2680	10
DCAE18SP10	18	1 to 5	PNP-NO	400	2680	
DCAE30SN10	30	1 to 10	NPN-NO	400	3060	
DCAE30SP10	30	1 to 10	PNP-NO	400	3060	
Non Flush Version 12-30V DC 3 Wire Output LED Indication Integrated 3C/2M						
DCAE18NN10	18	2 to 10	NPN-NO	400	2680	10
DCAE18NP10	18	2 to 10	PNP-NO	400	2680	
DCAE30NN10	30	3 to 15	NPN-NO	400	3060	
DCAE30NP10	30	3 to 15	PNP-NO	400	3060	

- Size : M18 cylindrical
- Mode : diffuse, retro and thru beam
- LED indication
- Sensing distance 20cm to 5mtr.

Special Versions

- Sensors in Rectangular housing

Photoelectric Sensors

HSN Code - 8536

Cat. No.	Dia (mm)	Nominal Sn Distance (mm)	Output	Max. Load (mA)	MRP [₹]	Lot Size
Nominal Voltage : 12-30V DC Diffuse Scan DC 4-W Output LED Indication Prewired with 2 m Cable						
DPHE18D2N11	18	200	NPN-NO+NC	200	4060	10
DPHE18D2P11	18	200	PNP-NO+NC	200	4060	
Nominal Voltage : 12-30V DC Retro Reflective DC 4-W Output LED Indication Prewired with 2 m Cable						
DPHE18RRN11	18	1000	NPN-NO+NC	200	4070	10
DPHE18RRP11	18	1000	PNP-NO+NC	200	4070	
Nominal Voltage : 12-30V DC Through Beam DC 4-W Output LED Indication Prewired with 2 m Cable						
DPHE18TBRP11	18	5000	PNP-NO+NC	200	4880	10
DPHE18TBRN11	18	5000	NPN-NO+NC	200	4880	

Note :

- Prices for Thru Beam, Photo Sensors are inclusive of emitters & receivers.
- Prices for Retro Reflective Sensors are inclusive of reflectors.

ePROX Range

Standard Version of Inductive Proximity Switches

HSN Code - 8536

Cat. No.	Dia (mm)	Nominal Sn Distance (mm)	Output	Connector Size	MRP [₹]	Lot Size
Flush Version Nominal Voltage 12-30V DC 3 Wire Output LED Indication, 200 mA Load upto 12mm & 400 mA for 18 mm						
DINE8SP10K	8	1.5	PNP-NO	M8 Connector	1350	10
DINE8SN10K	8	1.5	NPN-NO	M8 Connector	1350	
DINE12SP10K	12	2	PNP-NO	M12 Connector	1350	
DINE12SN10K	12	2	NPN-NO	M12 Connector	1350	
DINE18SP10K	18	5	PNP-NO	M12 Connector	1360	
DINE18SN10K	18	5	NPN-NO	M12 Connector	1360	
DINE30SP10K	30	10	PNP-NO	M12 Connector	1690	
DINE30SN10K	30	10	NPN-NO	M12 Connector	1690	
Non Flush Version Nominal Voltage 12-30V DC 3 Wire Output LED Indication						
DINE8NP10K	8	2	PNP-NO	M8 Connector	1350	10
DINE8NN10K	8	2	NPN-NO	M8 Connector	1350	
DINE12NP10K	12	4	PNP-NO	M12 Connector	1350	
DINE12NN10K	12	4	NPN-NO	M12 Connector	1350	
DINE18NP10K	18	8	PNP-NO	M12 Connector	1360	
DINE18NN10K	18	8	NPN-NO	M12 Connector	1360	
DINE30NP10K	30	15	PNP-NO	M12 Connector	1690	
DINE30NN10K	30	15	NPN-NO	M12 Connector	1690	

Cat. No.	Description Female Connectors	MRP [₹]	
DM8K3	M8 3-Wire straight connector w/o LED & 2 m cable	1050	10
DM8K390LE	M8 3-Wire "L" type connector with LED & 2 m cable	1050	
DM12K4	M12 4-Wire straight connector w/o LED & 2 m cable	710	
DM12K490	M12 4-Wire "L" type connector w/o LED & 2 m cable	1020	
DM12K490LE	M12 4-Wire "L" type connector with LED & 2 m cable	1110	

Linear Output Inductive Proximity Sensor - Nominal Voltage 24V DC, 2m Integrated Cable						
DINE18LIN	18	5	0 - 10V	2 m long PVC Cable	2300	10
DINE18LINMA	18	5	4 - 20 mA		2300	

Standard Version DC 2 Wire Proximity Switches

HSN Code - 8536

Cat. No.	Dia (mm)	Nominal Sensing Distance (mm)	Output	Max. Load (mA)	MRP [₹]	Lot Size
Flush Version Nominal Voltage 24V DC 2 Wire Output LED Indication, Integrated 3C/2m long PVC Cable 65mm long tubular Metallic Housing						
DINE8SD10	8	1.5	NO	200	1600	10
DINE12SD10	12	2	NO	200	1120	
DINE18SD10	18	5	NO	400	1150	
DINE30SD10	30	10	NO	400	1490	
Non Flush Version, Nominal Voltage 12-30V DC 2 Wire Output LED Indication, Integrated 3C/2m long PVC Cable 65mm long tubular Metallic Housing						
DINE8ND10	8	2	NO	200	1600	10
DINE12ND10	12	4	NO	200	1120	
DINE18ND10	18	8	NO	400	1150	
DINE30ND10	30	15	NO	400	1490	

Note : for NC output, replace suffix 10 by 01

ePROX Range

Short Housing Inductive Proximity Switch-45mm length

HSN Code - 8536

Cat. No.	Dia (mm)	Nominal Sensing Distance (mm)	Output	Max. Load (mA)	MRP [₹]	Lot Size
Flush Version Nominal Voltage 12-30V DC, 3 Wire Output, LED Indication, Integrated 3C/2m long PVC Cable						
45mm long tubular Metallic Housing						
DINE8SP10S	8	1.5	PNP-NO	200	1660	10
DINE8SN10S	8	1.5	NPN-NO	200	1660	
DINE12SP10S	12	2	PNP-NO	200	1160	
DINE12SN10S	12	2	NPN-NO	200	1160	
DINE18SP10S	18	5	PNP-NO	400	1170	
DINE18SN10S	18	5	NPN-NO	400	1170	
Non Flush Version, Nominal Voltage 12-30V DC, 3 Wire Output, LED Indication, Integrated 3C/2m long PVC Cable 45mm long tubular Metallic Housing						
DINE8NP10S	8	2	PNP-NO	200	1660	10
DINE8NN10S	8	2	NPN-NO	200	1660	
DINE12NP10S	12	4	PNP-NO	200	1160	
DINE12NN10S	12	4	NPN-NO	200	1160	
DINE18NP10S	18	8	PNP-NO	400	1170	
DINE18NN10S	18	8	NPN-NO	400	1170	

Square / Rectangular Proximity Switch

HSN Code - 8536

Cat. No.*	Size (mm)	Nominal Sensing Distance (mm)	Output	Max. Load (mA)	MRP [₹]	Lot Size
Flush Version, Nominal Voltage 12-30V DC, 3 Wire Output, LED Indication, Integrated 3C/2m long PVC Cable, Plastic Housing						
DINE1717SP10P	17x17x30	5	PNP-NO	200	1160	10
DINE5025SP10P	50x25x10	5	PNP-NO	200	1210	
DINE1717SN10P	17x17x30	5	NPN-NO	200	1160	
DINE5025SN10P	50x25x10	5	NPN-NO	200	1210	

* For NC Output, Replace Suffix 10 by 01
** For 110V AC input, Replace A by 2A
*** High Ambient Temp upto 125°C Proximity switch are available on request

Miniature Plug in Relays

- Type APAM (Miniature)
- 12/6 Amp. (Res.) Contact rating
- 2 Change over / 4Change over
- Silver Nickle Contacts
- Built in Mechanical Indicator/Latching facility
- Wide Coil Voltages
- 8 Pin / 14 Pin Socket

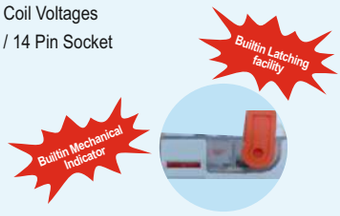

Socket & Clamp (APSM)
35 mm DIN rail mounting
Rating : 6A, 12A, 300V

Plug in Relays - Miniature (APAM)

HSN Code - 8536

Coil Voltage	With LED Indication		Contacts	Lot Size
	Cat. No.	MRP [₹]		
14 Pin, Contact rating - 6A (Res.) at 30V DC/250V AC; Mechanical indicator with manual testing/latching lever				
12V DC	APAM412DLE	540	4 C/O	10
24V DC	APAM424DLE	500		
110V DC	APAM4110DLE	620		
24V AC	APAM424ALE	590		
110V AC	APAM4110ALE	590		
230V AC	APAM4230ALE	580		
8 Pin, Contact rating - 6A (Res.) at 30V DC/250V AC; Mechanical indicator with manual testing/latching lever				
12V DC	APAM212DLE	490	2 C/O	10
24V DC	APAM224DLE	470		
110V DC	APAM2110DLE	560		
24V AC	APAM224ALE	550		
110V AC	APAM2110ALE	570		
230V AC	APAM2230ALE	580		
8 Pin, Contact rating - 12A (Res.) at 30V DC/250V AC; Mechanical indicator with manual testing/latching lever				
12V DC	APAN212DLE	520	2 C/O	10
24V DC	APAN224DLE	510		
110V DC	APAN2110DLE	580		
24V AC	APAN224ALE	570		
110V AC	APAN2110ALE	590		
230V AC	APAN2230ALE	610		

Sockets for APAM Plug in Relay

HSN Code - 8538

Cat. No.	Type	MRP [₹]	Lot Size
Screw Terminals, 35mm DIN Rail Mounting			
APSM14	14 pin socket suitable for Miniature plug in relay, 6A	300	10
APSM8	8 pin socket suitable for Miniature plug in relay 12A	240	
APAMCL	Holding Clamp for APAM/APAN Plug in relay	60	

Universal Relays

- Type APAU
- 10 Amp (Res) Contact rating
- 2 Change over / 3 Change over
- Silver Nickle Contacts
- Built in Mechanical Indicator/ Latching facility
- Wide Coil Voltages
- 8 Pin / 11 Pin Socket



Socket & Clamp (APAU)
35 mm DIN rail mounting Rating : 10 A, 250V

Plug In Relays - Universal (APAU)

HSN Code - 8536

Coil Voltage	With LED Indication		Contacts	Lot Size
	Cat. No.	MRP [₹]		
8 Pin, Contact rating - 10A (Res.) at 30V DC/250V AC; Mechanical indicator with manual testing/latching lever				
12V DC	APAU212DLE	1220	2 C/O	10
24V DC	APAU224DLE	1180		
110V DC	APAU2110DLE	970		
24V AC	APAU224ALE	910		
110V AC	APAU2110ALE	970		
230V AC	APAU2230ALE	970		
11 Pin, Contact rating - 10A (Res.) at 30V DC/250V AC; Mechanical indicator with manual testing/latching lever				
12V DC	APAU312DLE	1230	3 C/O	10
24V DC	APAU324DLE	1190		
110V DC	APAU3110DLE	1040		
24V AC	APAU324ALE	1020		
110V AC	APAU3110ALE	1300		
230V AC	APAU3230ALE	1340		

Sockets for APAU Plug in Relay

HSN Code - 8538

Cat. No.	Type	MRP [₹]	Lot Size
10A, 250V AC, Screw Terminals, 35mm DIN Rail Mounting			
APSU11	11 pin socket suitable for Universal plug in relay, 10Amp	390	10
APSU8	8 pin socket suitable for Universal plug in relay, 10Amp	370	
APAUCL	Holding Clamp for APAU Plug in relay	60	

- Type ASPU
- 10 Amp (Res) Contact rating
- 2 Change over / 3 Change over

Plug In Relays - Universal (ASPU)

HSN Code - 8536

Coil Voltage	Cat. No.	Contacts	MRP [₹]	Lot Size
8 Pin - contact rating 10A (Res.) at 24V DC/240V AC, LED Indication				
12V DC	ASPU212DLE	2 C/O	490	10
24V DC	ASPU224DLE		490	
110V DC	ASPU2110DLE		540	
12V AC	ASPU212ALE		540	
24V AC	ASPU224ALE		580	
110V AC	ASPU2110ALE		570	
240V AC	ASPU2240ALE		630	
11 Pin - contact rating 10A (Res.) at 24V DC/240V AC, LED Indication				
12V DC	ASPU312DLE	3 C/O	590	10
24V DC	ASPU324DLE		580	
110V DC	ASPU3110DLE		630	
24V AC	ASPU324ALE		680	
110V AC	ASPU3110ALE		640	
240V AC	ASPU3240ALE		700	

- Type ASPS
- 5 Amp (Res) Contact rating
- 2 Change over / 3 Change over

Plug In Relays - Universal (ASPS)

HSN Code - 8536

Coil Voltage	Cat. No.	Contacts	MRP [₹]	Lot Size
8 Pin - contact rating 5A (Res.) at 24V DC/240V AC, LED Indication				
12V DC	ASPS212DLE	2 C/O	440	10
24V DC	ASPS224DLE		440	
48V DC	ASPS248DLE		490	
110V DC	ASPS2110DLE		490	
12V AC	ASPS212ALE		470	
24V AC	ASPS224ALE		490	
110V AC	ASPS2110ALE		480	
240V AC	ASPS2240ALE		530	
11 Pin - contact rating 5A (Res.) at 24V DC/240V AC, LED Indication				
12V DC	ASPS312DLE	3 C/O	530	10
24V DC	ASPS324DLE		540	
48V DC	ASPS348DLE		630	
110V DC	ASPS3110DLE		610	
24V AC	ASPS324ALE		510	
110V AC	ASPS3110ALE		540	
240V AC	ASPS3240ALE		630	

Sockets for ASPU / ASPS Plug in Relay

HSN Code - 8538

Cat. No.	Type	MRP [₹]	Lot Size
10A, 240V AC, Screw Terminals, 35mm DIN Rail Mounting			
ASSU11	SOCKET 11 PIN FOR ASPS/ASPU Relay	250	10
ASSU8	SOCKET 8 PIN FOR ASPS/ASPU Relay	190	

* For price of other coil voltage, please contact our nearest sales office.

- Type ASPM
- 5 Amp (Res) Contact rating
- 2 Change over / 4 Change over

Plug In Relays - Miniature (ASPM)

HSN Code - 8536

Coil Voltage	Cat. No.	Contacts	MRP [₹]	Lot Size
14 Pin - contact rating 5A (Res.) at 24V DC/240V AC, LED Indication				
12V DC	ASPM412DLE	4 C/O	410	20
24V DC	ASPM424DLE		400	
48V DC	ASPM448DLE		420	
110V DC	ASPM4110DLE		410	
24V AC	ASPM424ALE		470	
110V AC	ASPM4110ALE		450	
240V AC	ASPM4240ALE		460	
8 Pin - contact rating 5A (Res.) at 24V DC/240V AC, LED Indication				
12V DC	ASPM212DLE	2 C/O	340	20
24V DC	ASPM224DLE		340	
48V DC	ASPM248DLE		410	
110V DC	ASPM2110DLE		400	
24V AC	ASPM224ALE		400	
110V AC	ASPM2110ALE		405	
240V AC	ASPM2240ALE		410	

Sockets - for ASPM Plug in Relay

HSN Code - 8538

Cat. No.	Type	MRP [₹]	Lot Size
5A, 240V AC, Screw Terminals, 35mm DIN Rail Mounting			
ASSM14	SOCKET 14 PIN FOR ASPM Relay	290	20
ASSM8	SOCKET 8 PIN FOR ASPM Relay	210	

* For price of other coil voltage, please contact our nearest sales office.



- On Delay
- Off Delay
- Cyclic
- Multifunction
- Widest timing range from 0.1 sec to 10 Hours in Single Unit
- Calibrated time scale for easy time setting
- DIN rail mounting
- Excellent repeat accuracy

Electronic Timers

HSN Code - 9107

Chronos Delay on make type BAR 0.1 Sec. - 10 Hrs. 240V AC; 24V AC/DC or 110V AC; 24V AC/DC or 12V DC	SBT00▪00N	2260
Delay on break type BCR 0.1 Sec. - 10 Hrs. 240V AC; 24V AC/DC or 110V AC; 24V AC/DC or 12V DC	SBT01▪00N	2470
Recycling type BDR 0.1 Sec. - 10 Hrs. 240V AC; 24V AC/DC or 110V AC; 24V AC/DC	SBT02▪00N	3250
Multifunction type BLR 0.1 Sec. - 10 Hrs. 240V AC; 24V AC/DC or 110V AC; 24V AC/DC	SBT03▪00N	2470

▪ Voltage Codes

Type	Voltage	Voltage Code
B	240V AC; 24 V AC/DC	1
	110 V AC; 24 V AC/DC	2
	12 V DC	5

Electronic Timers - IBTA & SAS (Solid State O/P)

HSN Code - 9107

Description	Cat.No.	MRP [₹]
On Delay - Timer, Fixed Voltage, Fixed Time Range 0.6-6/3-30/6-60/18-180 Sec,	*IBT00▪0-	On request
Timer Encapsulated on delay Timer Type SAS-P (Solid State output) Voltages : 240V AC, 110V AC, 48V AC/DC, 24V AC/DC Time Range : 1 sec. or 0.1-10 Sec. or 1-100 Sec., or 3-300 Sec.	*SST00▪0	On request
Encapsulated on delay timer type SAS-CB (Solid State output) (Compressor/Heat pump) Voltages : 240V AC, 110V AC, 48V AC/DC, 24V AC/DC Time Range : 180 Sec. fixed	*SST02▪00	On request

*IBTA & SAS timer will be discontinued from August 2025

Multi Function

- 4 Functions - On delay, Interval , Off delay, Single Shot
- Multi Time Range - Sec / Min / Hr
- Universal Voltage - 24 V- 230V AC/DC
- Large calibrated dial for easy and accurate time setting
- Compact Design
- LED indications for Input supply and Output status
- Surface mounting & DIN rail mounting
- 1 changeover relay output (SPDT)
- All Purpose Timer

Universal Voltage, Multi Time, Multi Function - IBTMU

HSN Code - 9107

Product	Cat No.	Time Range	Function	Voltage	MRP [₹]
	IBT04500	0.1S - 10 Hr.	On Delay, Off Delay, Interval, Single Shot	24-240V AC/DC	2330

New

BTR17 - Star Delta Timer 17.5mm Width

HSN Code - 9107

Product	Description	Cat No.	MRP [₹]
	Star-Delta Timer 0-60 Sec 240-415V AC	BTR174622	1010

- Wide Time ranges
- Two Transition times - 50ms/100ms
- Wide Voltage Supply - 240 - 415V AC
- Two C/O Contacts
- Width 17.5 mm
- Flame Retardant UL94 -V0 enclosure
- CE approved & RoHS Compliance

New

Electronic Timer-BTR17 Series - 17.5mm width

HSN Code - 9107

- On Delay
- Off Delay
- Cyclic
- Multifunction - 12 functions
- LED Indications for Power and Relay status
- 1C/O Contacts
- Microcontroller based timer
- Compact size 17.5mm Wide
- CE marked & RoHS compliant
- EMC/EMI Compatible
- Flame Retardant UL94-V0 Enclosure

Product	Cat No.	Description	Time Range	MRP [₹]
	BTR170101	ON delay Timer 240V AC/24V AC/DC	0.3 sec to 30Hr	800
	BTR170201	ON delay Timer 110V AC/24V AC/DC	0.3 sec to 30Hr	1280
	BTR170501	ON delay Timer 12V DC	0.3 sec to 30Hr	1050
	BTR171101	OFF delay Timer 240V AC/24V AC/DC	0.3 sec to 30Hr	960
	BTR171201	OFF delay Timer 110V AC/24V AC/DC	0.3 sec to 30Hr	960
	BTR171501	OFF delay Timer 12V DC	0.3 sec to 30Hr	1050
	BTR172011	Cyclic timer 12-240V AC/DC	0.1 sec to 100Hr	1640
	BTR173011	Multi-function timer 12-240V AC/DC, 12 Function	0.1 sec to 100Hr	1640

New

Electronic Timer-BTR22 Series - 22.5mm width

HSN Code - 9107

- On Delay
- Off Delay
- Cyclic
- Multifunction - 13 functions
- Wide time range & voltage
- High accuracy
- 2C/O Contacts
- LED Indications or Power and Relay status
- Micro controller based timer
- Compact size 22.5mm Wide
- Low Power Consumption
- 35mm DIN Rail mounting
- EMC/EMI Compatible
- CE marked & RoHS Compliant
- Flame Retardant UL94-V0 Enclosure

Product	Cat No.	Description	Time Range	MRP [₹]
	BTR220012	ON delay Timer 24 - 240V AC/DC 2 C/O Contact	0.1 sec to 100Hr	1370
	BTR221012	OFF delay Timer 24 - 240V AC/DC 2 C/O Contact	0.1 sec to 100Hr	1250
	BTR222012	Cyclic Timer 24 - 240V AC/DC 2 C/O Contact	0.1 sec to 100Hr	1700
	BTR223012	Multifunction Timer 24 - 240V AC/DC 2 C/O Contact	0.1 sec to 100Hr	1640

Custom Built Products

- MCC & PCC
- APFC Panels
- Crane Control Panels
- Punch Grid Resistors & Panels, NGR & DBR
- Special Purpose Starters
- Power Receptacles
- Auto Transformer Starters

Motor Control Centres (MCC) & Power Control Centres (PCC)

SWITCHBOARD DATA SHEET

BCH Switchboards are manufactured at Faridabad works complying to latest design standard & manufacturing processes, with inhouse powder coating paint shop, gasketting shop, fabrication shop equiped with AMADA punching & bending machines.

Switchboards are modular in design, metal clad, free standing, air insulated, floor mounted & compartmentalized type suitable for most critical and rugged indoor/outdoor application & tough industrial envornment.

TECHNICAL DATA

Standard & Specification

Power Switchgear & Controlgear assembly as per IEC 61439 - 1 & 2

- Short circuit Test - Bus-bar system designed for 50 KA rms / 1sec, and peak fault withstanding Strength 105 KA & 65KA rms/1sec & 143KA peak fault withstand as per IS: 8623 and IEC: 61439
- Temperature rise - Panel tested for 800 A to 4000 A from CPRI Bhopal as per IS: 8623 and IEC: 61439
- Impulse withstand test - Rated impulse withstand test for 8Kv from CPRI,Bangalore as per Sub clause 10.9 of IEC 61439-1 & 2
- Seismic Zone & Resonance search test - As per IEE693:2018, PERFORMANCE LEVEL ZPA0.5g

Product range

- PCC upto 6300A- Single Tire/Two Tire/Three Tire version
- PMCC/IMCC/CMCC- Fixed/drawout version
- Power Distribution Panel / Lighting panel

Electrical Data

- Rated insulation voltage (Ui) 1000V
- Rated operating voltage (Ue) Upto 690V
- Rated impulse withstand voltage (Uimp) 8KV
- Rated frequency (fn) 50 / 60 Hz

Main Horizontal Bus Bar -

Aluminum grade E 91E as per IS:5082 & Electrolytic grade Copper Bus-bars

- Rated current (Ie) Up to 6300 A
- Rated peak withstand current (Ipk) Up to 220 KA
- Rated short-time withstand current(Icw) Up to 80 KA-1sec

Vertical Distribution Bus Bar

- Rated current (Ie) up to 2000 A
- Rated peak withstand current (Ipk) up to 220 KA
- Rated short-time withstand current (Icw)up to 80 KA-1sec

Insulation characterstics

- Clearence >20 mm
- Creepage distance >20 mm
- Pollution degree 3

Degree of protection

- According to IEC 60529 :
  - IP 54/IP 55 for switchboards & IP-65 for non compartmentalized distribution Boards. CPRI & ERDA TESTED

Gasketting

- Joint-less, seamless self adhesive,PU foam Gasketing to ensure defined IP.

Enclosure

- Modular design, uses CR Grade CRCA and Electro galvanized steel for structures are SKIN Pass, Zero spangle with high GSM zinc coating. Ensuring high corrosion resistance against extreme climatic condition after powder coating.

Mechanical Impact

- According to IEC 62262 : 2002 IK-10 followed by IP 55; ERDA tested

Forms of seperation

- According to IEC 61439-2 Up to Form 4 Type 6

Structure components

- Sheet steel of frame & load bearing member 2.0mm/GI
- Door partition & Cover with stiffner Upto 2mm
- Gland plate Upto 3mm
- Base frame channel ISMC 75/100 or 3mm CRCA

Surface treatment / Painting

- Frame including internal subdivisions & external Standard paint shade - RAL-7035, RAL-7032 and 631 as per IS:5. Ten tank spray type pre-treatment prior to powder coating with fully automated powder coating shop.

Plastic components

- Flame retardant,halogen free flame retardant, halogen free

Resistance to corrosion

- Salt spray test - Tri Cataionic Zinc Phosphate based powder coated enclosure can withstand 1000 Hrs in SST as per IS

Bus bar systems

- Bus bar insulation
  - Main Bus bars & vertical bus bars are fully sleeved with insulated heat shrunk PVC Sleeves except at the joints for electrical insulation.
- Bus bar support
  - All bus bars are supported with rigid SMS/DMC supports & are shrouded with FRP from rear side.

3Phase Automatic Power Factor Correction (APFC) Panels

Key Features

- Advanced Micro Controller based Power Factor Controller with Self-diagnostic Sensing and Control of Capacitor Bank Stages.
- High performance 'BCH' Cylindrical & Box type Capacitors.
- Capacitor duty Contactors for reliable & trouble free operation.
- Choice of BCH Make Thyristor switch for capacitor switching & CU/AL wound Detuned reactor as an option.
- Choice of selection of Capacitors as per application & site conditions.
- Thoughtfully designed Panels with provision for louvres & cooling fan for proper ventilation to manage heat load.
- Enclosure with Epoxy based paint shade RAL 7035
- PU Foam Gasketing for sustained Ingress Protection of the Panel.

Five Standard Versions of APFC Panels are available depending upon Switching Sequence, Mode of Control (Automatic & Manual options) & Type of Capacitors (Cylindrical / Box type) used.



VERSION 1 - With BCH MPP Heavy Duty Cylindrical Capacitors & **WITHOUT** Manual option.
VERSION 2 - With BCH MPP Heavy Duty Box Capacitors & **WITHOUT** Manual option.
VERSION 3 - With BCH MPP Heavy Duty Cylindrical Capacitors & **WITH** Manual option.
VERSION 4 - With BCH MPP Heavy Duty Box Capacitors & **WITH** Manual option.
VERSION 5 - With BCH APP Box Type Capacitors & **WITH** Manual option.

(Other tailor made versions on request)

Common Features

CAPACITOR RATING - 40 to 200KVAr in Standard Ratings of 40, 50, 60, 75, 100, 125, 150, 175 & 200 KVAr with suitable banking arrangement.
MOUNTING - Wall Mounting up-to 75KVAr & Floor Mounting above 75 KVAR ratings.
INCOMING - BCH-Resilient 3-P MCCB with Rotary handle.
OUTGOING - TP MCB or HRC fuses with fuse base as standard (BCH-Resilient 3-P MCCB or SDFU and Compartmentalized outgoing feeders can also be provided depending upon size of panel on request).
CONTACTORS - BCH Capacitor Duty Contactors as standard (BCH Thyristor switches on request).
R-Y-B INDICATIONS - RYB for Incomer & ON-OFF for Outgoing
AMMETER/VOLTMERS - Provided for VERSIONS 3, 4 & 5 only.

For prices contact our nearest sales office.

AC Crane Control Bridge and Trolley Motion

This controller provides reversing and plugging operation of slip ring induction motors in heavy duty cranes on Trolley services. Upto 5 motor speeds are achieved in conjuction with a master controller.

Series resistors provides speed control

Design Features

- Simplified reliable circuitary
- Inverse Time delay Magnetic Overload protection
- Time Limit acceleration
- Speed Control by series resistors
- No Volt protection
- Special Unique plugging circuit with a voltage relay
- CRCA Sheet steel construction of the panel.
- 7 Tank pretreated panels for extremely long life
- Panels for indoor and outdoor protection

AC Crane Control Hoisting Motion

- Plain rotor resistance
- AC Single phase dynamic braking
- Counter torque lowering
- Opotor Control
- Creep Speed



DC Crane Control Hoisting Motion

This control is for use with series wound motors drive for crane hoists and is arranged for reversing and dynamic lowering service. control

Design Features

- Simplified reliable circuitary
- Inductive time limit acceleration on joisting & lowering
- Better speed control on light or heavy loads when hoisting or lowering
- CRCA Sheet steel construction of the panel.
- 7 Tank pretreated panels for extremely long life

DC Crane Control
(Bridge and Trolley motion)

This controller provides reversing and plugging operation of series wound motors in heavy duty cranes on Trolley services. Upto 5 motor speeds are achieved in conjunction with a master controller.

Design Features

- Simplified, reliable circuitary
- Rectifier controlled plugging
- Instantaneous and Inverse time delay magnetic overload protection
- No volt protection
- Heavy duty DC Contactors equipped with magnetic blowouts
- CRCA Sheet steel construction of the panel.
- 7 Tank pretreated panels for extremely long life

Power Receptacles

Range

- Single / Multiple outlet boxes
- 16/32/63/125A rating
- With or without protection
- Option of back up protection with :
  MCBs
  SDFUs
  MCCBs
- Modular and compact construction
- Loop in Loop out facility
- Higher degree of Ingress Protection
- 7 Tank processed powder coated enclosure
- PU Gasketing for excellent sealing against dust and water



Plugs and Socket outlets with / without protection, mounted in CRCA enclosure of suitable size

	Incomer (1 No.)				
Single Outlet	Switch Type	MCCB Type	MCB	Standard Version Cat reference	Loop in loop out version Cat reference
1 No DS1A7A1 and 1 No. DS1B7A1	PSFS323ND000/ PSFS323ND00	-	-	PR16SDF-1	PR16SDF-1-LILO
1 No DS1A7A1 and 1 No. DS1B7A1	-	-	16A,TPN	PR16MCB-1	PR16MCB-1-LILO
1 No DS1A7A1 and 1 No. DS1B7A1	-	-	-	PR16WP-1	PR16WP-1-LILO
1 No DS3A7A1 and 1 No. DS3B7A1	PSFS323ND000/ PSFS323ND00	-	-	PR32SDF-1	PR32SDF-1-LILO
1 No DS3A7A1 and 1 No. DS3B7A1	-	-	32A,TPN	PR32MCB-1	PR32MCB-1-LILO
1 No DS3A7A1 and 1 No. DS3B7A1	-	-	-	PR32WP-1	PR32WP-1-LILO
1 No DS6A7A1 and 1 No. DS6B7A1	PSFS633ND000/ PSFS633ND00			PR63SDF-1	PR63SDF-1-LILO
1 No DS6A7A1 and 1 No. DS6B7A1	-	XFE063N+ separate Neutral Link + Rotary Handle	-	PR63MCCB-1	PR63MCCB-1-LILO
1 No DS6A7A1 and 1 No. DS6B7A1	-	-	63A,TPN	PR63MCB-1	PR63MCB-1-LILO
1 No DS6A7A1 and 1 No. DS6B7A1	-	-	-	PR63WP-1	PR63WP-1-LILO
1 No DS9A7A1 and 1 No. DS9B7A1	PSFS1253ND	-	-	PR125SDF-1	PR125SDF-1-LILO
1 No DS9A7A1 and 1 No. DS9B7A1	-	XF2H125NV+ separate Neutral Link + Rotary Handle	-	PR125MCCB-1	PR125MCCB-1-LILO
1 No DS9A7A1 and 1 No. DS9B7A1	-	-	-	PR125WP-1	PR125WP-1-LILO

Double Outlet

2 No DS6A7A1 and 2 No. DS6B7A1	-	XF2H125NV+ separate Neutral Link + Rotary Handle	-	PR63MCCB-2	PR63MCCB-2-LILO
2 No DS6A7A1 and 2 No. DS6B7A1	PSFS1253ND	-	-	PR63SDF-2	PR63SDF-2-LILO

* Prices : Available on request

Auto Transformer Starter Panels upto 800 HP

Advantages

Good Starting Torque and current performance

Possibility of adjusting starting parameters

No break in supply to the motor during starting

Best suited when maximum reduction of Inrush current is desired or motor requires longer acceleration time with Good starting torque

- Blowers
- Compressors
- Crushers
- Pumps
- Extruders

Range & Specications

- Available upto 800HP
- Standard Tappings : 50% , 65% and 80%
- Air Cooled design & Oil cooled
- 7 Tank pre treated bolted construction enclosure
- Superior gasket

Protections

- Short Circuit
- Overload and Single Phasing (Thru Overload relay)
- Under voltage
- Other protections available on request

Metering and indication

- Voltmeter with selector switch
- Ammeter with selector switch
- R,Y, B phase indication
- Motor ON, OFF and Trip indication

HSN Code - 8537

BIL Auto Transformer Starter - STANDARD RATINGS	MODEL 1 - BASIC ATS : PU door-gasket Enclosure, 3nos. Power Contactor, Citation OLR, Start/Stop PB, Motor ON LED		MODEL 2 - PREMIUM Version : PU door-gasket Enclosure, MCCB Incomer, 3nos. Power Contactor, Citation OLR, Electronic SPP, Ammeter/voltmeter with selector switches, Start/Stop PB, Phase & Motor ON/Trip LEDs.	
HP	Cat. code for Air cooled	Cat. code for Oil cooled	Cat. code for Air cooled	Cat. code for Oil cooled
20	ATEA20	ATEO20	ATPA20	ATPO20
25	ATEA25	ATEO25	ATPA25	ATPO25
30	ATEA30	ATEO30	ATPA30	ATPO30
35	ATEA40	ATEO40	ATPA40	ATPO40
40	ATEA40	ATEO40	ATPA40	ATPO40
50	ATEA50	ATEO50	ATPA50	ATPO50
60	ATEA60	ATEO60	ATPA60	ATPO60
75	ATEA75	ATEO75	ATPA75	ATPO75
100	ATEA100	ATEO100	ATPA100	ATPO100
125	ATEA125	ATEO125	ATPA125	ATPO125
150	ATEA150	ATEO150	ATPA150	ATPO150
175	ATEA175	ATEO175	ATPA175	ATPO175
200	ATEA200	ATEO200	ATPA200	ATPO200
225	ATEA225	ATEO225	ATPA225	ATPO225
250	ATEA250	ATEO250	ATPA250	ATPO250
300	ATEA300	ATEO300	ATPA300	ATPO300
350	ATEA350	ATEO350	ATPA350	ATPO350
400	ATEA400	ATEO400	ATPA400	ATPO400

* Contact nearest sales office for Prices

Industrial Core Products

- DC Contactors
- Limit Switches
- BSG Foot Switches
- Heavy Duty Foot Switches
- AC Solenoid & Brakes
- DC Brakes
- Polycarbonate Plug & Socket BPX Series
- Plugs & Sockets
- Plug & Socket Boxes
- Pneumatic Timers
- Punched Grid Resistors

For above products, please refer “Industrial core products” price list

BHARTIA

BCH

Price List

General Terms & Conditions

Prices are subject to change without any prior notice and will be applicable as prevailing at the time of dispatch.

- The prices are ex-works basis..
- The prices given in this list are effective as on date and are subject to change without notice.
- Maximum Retail Price (MRP) mentioned are inclusive of GST.
- The List Prices (LP) mentioned are exclusive of GST.
- The duties, taxes and other statutory levies are based on rates prevailing at the time of billing. Any subsequent revision of those rates having retrospective effective shall be to customer's account.
- In case where any GST exemption has been claimed, the purchaser is responsible for providing the necessary GST exemption form within the specified period, failing which the purchaser would be liable for the payment of full GST plus applicable interest and penalties
- All Prices are in Indian Rupees (₹).
- Alteration made after receipt of confirmation of order are subject to price & delivery revisions and any other expenses or levies
- The dispute, if any, will be resolved mutually by discussion. However, if no settlement is forthcoming then, the Courts at New Delhi shall only have territorial jurisdiction to hear and decide the dispute.

Warranty

Other range of BCH Products :
These products are warranted, against manufacturing defects for a period of 18* months from the date of invoicing & 24 months from date of manufacturing whichever is later subject to the provision of proper usage and does not cover defects arising out of fire, accident, inefficient maintenance, faulty operation and willful or accidental damage. The manufacturer shall not be liable for any consequential loss, injury or damages attributable to defect or failure of its products.

BCH Products Ultra Power ACBs, Mega Power ACBs, MCCBs-XA,XB,XG range, X-Line SDF & BCH4-4P Contactors:
These products are warranted, against manufacturing defects for a period of 18* months from the date of invoice, subject to the provision of proper usage and does not cover defects arising out of fire, accident, inefficient maintenance, faulty operation and willful or accidental damage. It also does not covers damage to power electronic components caused predominantly due to higher temperature or over voltages. The manufacturer shall not be liable for any consequential loss, injury or damages attributable to defect or failure of its products.

* Proof of purchase to be retained to avail warranty.

Notes

Notes

- Power Control Products
- Starters & Submersible Pump Starters
- Industrial Enclosures
- Industrial Products
- Wires & Cables
- Motor Control Products
- Power Bus Duct
- Customised Solution
- Automation

a strong commitment to serve better always ...

BHARTIA

BCH

BCH ELECTRIC LIMITED

BCH Customer Care

1800-103-9262

customercare@bchindia.com

Visit us at : www.bchindia.com

Registered & Corporate Office : 1105, New Delhi House, 27, Barakhamba Road, New Delhi - 110 001 Tel. : 91-11- 43673100
CIN : U31103DL1965PLC425953, Customercare No. 1800-103-9262, E-mail : marketing@bchindia.com
Works 1 : 20/4, Mathura Road, Faridabad - 121 006 (Haryana) Tel. : 0129-4063000/4293000 Fax : 0129-2304016
Works 2 : 64-68, Sector-7, IIE, Pant Nagar, Rudrapur, Udham Singh Nagar - 263 153 (Uttrakhand) Tel. : 05944-250214/16 Fax : 05944-250215

Sales Offices :

Ahmedabad
401, Shilp Zeveri,
Beside Shyamal Iconic,
Above Westside,
Shyamal Cross Road,
Ahmedabad - 380015
E-mail.: ahmedabad@bchindia.com

Bangalore
2nd Floor, 130/5,
K.H. Road (Double road),
Bangalore - 560 027
Tel. : 080-41144879 / 22236759
E-mail : bangalore@bchindia.com

Bhubaneswar
Mallick Commercial
Complex Plot No.: A/69, unit - 3
Bhubaneswar - 751 001
Tel.: 0674-2380988
E-mail.: bhubaneswar@bchindia.com

Chandigarh (Panchkula)
SCO -270, 2nd Floor,
Sector-16, Panchkula
Haryana-134 113
Tel.: 0172-5078957 / 5049905
E-mail.: chandigarh@bchindia.com

Chennai
Flat No. 3A, 3rd Floor,
Sree Apartments,
No.508, TTK Road,
Alwarpet, Chennai 600 018
Tel.: 044-24337046, 24337047
E-mail : chennai@bchindia.com

Coimbatore
87, Dr. Nanjappa Road,
Coimbatore - 641 018
Tel. : 0422-2305311 / 2302599
E-mail : coimbatore@bchindia.com

Delhi 1
801, Akash Deep Building,
26A, Barakhamba Road,
New Delhi - 110 001
Tel. : 011-23313878 / 43518200
E-mail : delhi@bchindia.com

Delhi 2
710, Deepali Building, 92
Nehru Place, New Delhi - 110
019 **Tel. : 011-45720334**
E-mail : delhi2@bchindia.com

Dehradun
8, Co-operative Industral Estate,
Patel Nagar, Dehradun-248001
E-mail : dehradun@bchindia.com

Faridabad
20/4, Mathura Road,
Faridabad - 121 006 (Haryana)
Telfax. : 0129-4293009
E-mail : faridabad@bchindia.com

Hyderabad
1-8-303/48/13/102, Arya One,
2nd Floor, P. G. Road,
Secunderabad - 500 003
Tel. : 040-66206263/27890306
Fax : 040-66207273
E-mail : hyderabad@bchindia.com

Indore
330-331, Indraprastha Tower,
3rd Floor, 6, M.G. Road,
Indore - 452 001
Tel. : 0731-2510011 / 2510012
E-mail : indore@bchindia.com

Jaipur
25, Hathroi, Gopalbari,
Jaipur - 302 001
Tel. : 0141-2363521
E-mail : jaipur@bchindia.com

Jamshedpur
A.J. Tower, 2B,
2nd Floor, R-Road, Bistupur,
Jamshedpur - 831 001
E-mail : jamshedpur@bchindia.com

Kolkata
Block 1E, 216,
Acharya Jagadish Chandra Bose
Road, Kolkata - 700 017
Tel. : 033-22871728 / 46021884
E-mail : kolkata@bchindia.com

Lucknow
Shop No. 3, First Floor,
Tower T-10, Millennium Place IBB - 2,
Sushant Golf City, Sultanpur Road,
Lucknow U.P. - 226030
Tel. : 0522-4025597/4025997
E-mail : lucknow@bchindia.com

Ludhiana
S.C.O.- 18, 2nd Floor,
Feroze Gandhi Market,
Ludhiana - 140 001
Tel. : 0161-5021807/5022808
E-mail : ludhiana@bchindia.com

Madurai
12, Parvathi Plaza-3rd Floor,
70 Feet Road, Ellis Nagar
Madurai-625016, Tamilnadu
Email: madurai@bchindia.com

Mumbai
A-151, Mittal Tower,
Nariman Point,
Mumbai - 400 021
Tel. : 022-22822947/22850162
Fax : 022-22822858
E-mail : mumbai@bchindia.com

Patna
No.703, 7th Floor, Luv Kush
Tower, Exhibition Road,
Patna - 800001

Pune
8, Sarosh Bhavan,
16-B/1, Dr. Ambedkar Road,
Pune - 411 001
Tel. : 020-41210002
E-mail : pune@bchindia.com

Raipur
6th Floor, Office No. 607,
Babylon Capital, Near Oswal
Petrol Pump, VIP Chowk,
G.E. Road, Raipur - 492 006
Tel. : 0771- 4045053
E-mail : raipur@bchindia.com

Vadodara
301, Third Floor, "Florence Classic",
10, Ashapuri Co-Op. Hsg. Soc. Ltd., Opp. VUDA
Housing, Near Cow Circle, Akota, Vadodara - 390 020
Tel. : 0265-2345068/2345069
Telefax : 0265-2345068,
E-mail : vadodara@bchindia.com

Other Branch Locations

Cochin : cochin@bchindia.com, **Guwahati** : guwahati@bchindia.com, **Vishakapatnam** : vizag@bchindia.com, **Surat** : surat@bchindia.com, **Trichy** : Trichy@bchindia.com

Resident Engineer Locations

Agra	Bhopal	Hospet	Kanpur	Muzaffarnagar	Rajahmundry	Silliguri	Varanasi
Ahmednagar	Calicut	Hubli	Karimnagar	Nanded	Ranchi	Solapur	Vijaywada
Ambala	Goa	Idukki	Karnal	Nashik	Rourkela	Srinagar	Vishakapatnam
Anantapur	Gulbarga	Jabalpur	Kota	Panipat	Rudarpur	Trivendrum	Vellore
Ankleshwar	Gurgaon	Jalandhar	Kurnool	Patna	Salem	Tirunelveli	Vilupuram
Aurangabad	Haridwar	Jodhpur	Midnapore	Puducherry	Sikar	Udaipur	Warangal
Bhiwadi	Hisar	Kashipur	Mahua	Rajkot	Silchar	Vapi	Yamunanagar

Since product improvement is a continuous process, the data furnished in this brochure may undergo revision without prior notice.

BCHPRICELIST/ Controlgear & Switchgear Products /REV.1.0/June 2025

www.bchindia.com

PRICE LIST

Effective : 11th June 2025

Industrial Core Products

(Plugs & Sockets, Foot Switches, DC Contactors, Limit Switches, AC Solenoid & Brakes, DC Brakes, Pneumatic Timers & Punched Grid Resistors)

BHARTIA

BCH

BCH ELECTRIC LIMITED

Modern facilities at Faridabad & Rudrapur

BHARTIA
BCH

Our Strengths

- State-of-the-art product development and R&D
- Modern manufacturing facilities
- Tool room with latest facilities
- Serving customers for five decades
- Presence in ~50 locations
- 650 channel partners
- ISO 9001:2015 & ISO 14001:2015, ISO 45001: 2018 certified company

Core Values

- Integrity
- Nurturing People
- Commitment to Customers
- Striving for Excellence
- Long Term Thinking

Quality Policy

We as a member of BCH Electric Limited manufacturer of Low Voltage Switchgear & Controlgear products, are fully committed to provide Quality products and service in compliance with applicable Statutory and Regulatory requirements, to meet or exceed the customer need and expectations through -

- Continual improvement
- Involvement of employees
- Setting Quality objectives
- Training and development of employees

Health & Safety Policy

We as a member of BCH Electric Limited manufacturer of Low Voltage Switchgear & Controlgear products, are fully committed to conduct Business in compliance to applicable Health & Safety legislation and regulation.

We shall continually improve through -

- Provide Safe & Healthy working conditions for the prevention of work related injury and ill health.
- Develop & maintain the Health & Safety objectives & targets and conduct health & safety programs for achieving the objectives and target.
- The prevention of accidents through the identification, assessment and elimination of workplace hazards and the promotion of health & safety awareness among its employees and contractors.
- Encourage employee's participation and consultation in matters affecting the health, safety and well being of our people and seek suggestions from our employees of ways in which health, safety & well being can be furthered.

The Health & safety policy is publicly available on request.

Environmental Policy

We as a member of BCH Electric Limited manufacturer of Low Voltage Switchgear & Controlgear products, are fully committed to conduct Business in compliance to applicable Environmental legislation and regulation.

We shall continually improve through -

- Provide a framework for setting and reviewing environmental objectives and targets.
- Regularly review the impact of our activities on environment and strive to reduce the pollution/waste.
- Involve employees in our environmental program and provide necessary training to enable them to discharge their responsibilities towards environment management.
- Sustain the program of continual improvement in environment in environmental performance incorporating suitable metrics and monitoring.

The Environment policy is publicly available on request.



www.bchindia.com

Industrial Core Products

INDEX

- Polycarbonate Plug & Socket BPX Series (New) 1
- Plugs & Sockets 4
- Plug & Socket Boxes 6
- BSG Foot Switches (New) 7
- Heavy Duty Foot Switches 7
- DC Contactors 8
- Limit Switches 11
- AC Solenoid & Brakes 15
- DC Brakes 16
- Pneumatic Timers 22
- Punched Grid Resistors 23

Polycarbonate Plug & Socket BPX Series

BHARTIA BCH

BPX Range of Plugs/Socket/Connector- 16A to 125A:

Conform to International standards EN/IEC 60309-1 & 2

HSN Code : 8536

Panel Mounted Straight Socket - IP44

Amp	Poles	230V~ 50-60Hz	415V~ 50-60Hz	Lot size	MRP (₹) / Unit
16	3	BPX1PSS341		10	700
	4		BPX1PSS442	10	1125
	5		BPX1PSS542	10	1140
32	3	BPX2PSS341		10	1210
	4		BPX2PSS442	10	1380
	5		BPX2PSS542	10	1395
63	3	BPX3PSS341		5	4815
	4		BPX3PSS442	5	4920
	5		BPX3PSS542	5	4955

HSN Code : 8536

Panel Mounted Straight Socket - IP67

Amp	Poles	230V~ 50-60Hz	415V~ 50-60Hz	Lot size	MRP (₹) / Unit
16	3	BPX1PSS371		10	1460
	4		BPX1PSS472	10	1585
	5		BPX1PSS572	10	1595
32	3	BPX2PSS371		10	1825
	4		BPX2PSS472	10	2080
	5		BPX2PSS572	10	2100
63	3	BPX3PSS371		5	5390
	4		BPX3PSS472	5	5410
	5		BPX3PSS572	5	5435
125	3	BPX4PSS371		2	18385
	4		BPX4PSS472	2	18475
	5		BPX4PSS572	2	18580

Panel Mounted Angled Socket - IP44

Amp	Poles	230V~ 50-60Hz	415V~ 50-60Hz	Lot size	MRP (₹) / Unit
16	3	BPX1PAS341		10	700
	4		BPX1PAS442	10	1135
	5		BPX1PAS542	10	1150
32	3	BPX2PAS341		10	1210
	4		BPX2PAS442	10	1400
	5		BPX2PAS542	10	1415
63	3	BPX3PAS341		5	4815
	4		BPX3PAS442	5	4955
	5		BPX3PAS542	5	4980

Panel Mounted Angled Socket - IP67

Amp	Poles	230V~ 50-60Hz	415V~ 50-60Hz	Lot size	MRP (₹) / Unit
16	3	BPX1PAS371		10	1460
	4		BPX1PAS472	10	1585
	5		BPX1PAS572	10	1600
32	3	BPX2PAS371		10	1825
	4		BPX2PAS472	10	2080
	5		BPX2PAS572	10	2095
63	3	BPX3PAS371		5	5390
	4		BPX3PAS472	5	5410
	5		BPX3PAS572	5	5435
125	3	BPX4PAS371		2	18385
	4		BPX4PAS472	2	18475
	5		BPX4PAS572	2	18580

Surface Mounted Socket - IP44

Amp	Poles	230V~ 50-60Hz	415V~ 50-60Hz	Lot size	MRP (₹) / Unit
16	3	BPX1WS341		10	1125
	4		BPX1WS442	10	1240
	5		BPX1WS542	10	1255
32	3	BPX2WS341		10	1400
	4		BPX2WS442	10	1525
	5		BPX2WS542	10	1545
63	3	BPX3WS341		3	5505
	4		BPX3WS442	3	5515
	5		BPX3WS542	3	5540

Surface Mounted Socket - IP67

16A - 63A

125A

Amp	Poles	230V~ 50-60Hz	415V~ 50-60Hz	Lot size	MRP (₹) / Unit
16	3	BPX1WS371		10	1900
	4		BPX1WS472	10	2405
	5		BPX1WS572	10	2425
32	3	BPX2WS371		10	2355
	4		BPX2WS472	10	2905
	5		BPX2WS572	10	2930
63	3	BPX3WS371		3	6920
	4		BPX3WS472	3	6950
	5		BPX3WS572	3	7000
125	3	BPX4WS371		1	22605
	4		BPX4WS472	1	24800
	5		BPX4WS572	1	24905

Standard Connector - IP44

Amp	Poles	230V~ 50-60Hz	415V~ 50-60Hz	Lot size	MRP (₹) / Unit
16	3	BPX1SC341		10	870
	4		BPX1SC442	10	1025
	5		BPX1SC542	10	1035
32	3	BPX2SC341		10	1125
	4		BPX2SC442	10	1410
	5		BPX2SC542	10	1420
63	3	BPX3SC341		5	5905
	4		BPX3SC442	5	5920
	5		BPX3SC542	5	5945

Standard Connector - IP67

Amp	Poles	230V~ 50-60Hz	415V~ 50-60Hz	Lot size	MRP (₹) / Unit
16	3	BPX1SC371		10	1835
	4		BPX1SC472	10	2185
	5		BPX1SC572	10	2205
32	3	BPX2SC371		10	2535
	4		BPX2SC472	10	2845
	5		BPX2SC572	10	2860
63	3	BPX3SC371		5	6005
	4		BPX3SC472	5	6025
	5		BPX3SC572	5	6050
125	3	BPX4SC371		1	19285
	4		BPX4SC472	1	19665
	5		BPX4SC572	1	19770

Polycarbonate Plug & Socket BPX Series

BHARTIA BCH

BPX Range of Plugs/Socket/Connector- 16A to 125A:

Conform to International standards EN/IEC 60309-1 & 2

HSN Code : 8536

Standard Plug - IP44

Amp	Poles	230V~ 50-60Hz	415V~ 50-60Hz	Lot size	MRP (₹) / Unit
16	3	BPX1SP341		10	575
	4		BPX1SP442	10	805
	5		BPX1SP542	10	815
32	3	BPX2SP341		10	975
	4		BPX2SP442	10	1180
	5		BPX2SP542	10	1190
63	3	BPX3SP341		5	4590
	4		BPX3SP442	5	4620
	5		BPX3SP542	5	4650

HSN Code : 8536

Standard Plug - IP67

Amp	Poles	230V~ 50-60Hz	415V~ 50-60Hz	Lot size	MRP (₹) / Unit
16	3	BPX1SP371		10	1275
	4		BPX1SP472	10	1720
	5		BPX1SP572	10	1735
32	3	BPX2SP371		10	1960
	4		BPX2SP472	10	2080
	5		BPX2SP572	10	2110
63	3	BPX3SP371		5	5275
	4		BPX3SP472	5	5305
	5		BPX3SP572	5	5330
125A	3	BPX4SP371		1	16585
	4		BPX4SP472	1	16620
	5		BPX4SP572	1	16725

Phase Inverter Plug - IP44

Amp	Poles	415V~ 50-60Hz	Lot size	MRP (₹) / Unit
16	5	BPX1PIP542	10	1345
32	5	BPX2PIP542	10	1905

Phase Inverter Plug - IP67

Amp	Poles	415V~ 50-60Hz	Lot size	MRP (₹) / Unit
16	5	BPX1PIP572	10	2680
32	5	BPX2PIP572	10	3185

Panel Mounted Plug - IP44

Amp	Poles	230V~ 50-60Hz	415V~ 50-60Hz	Lot size	MRP (₹) / Unit
16	3	BPX1PP341		10	910
	4		BPX1PP442	10	1245
	5		BPX1PP542	10	1280
32	3	BPX2PP341		10	1320
	4		BPX2PP442	10	1540
	5		BPX2PP542	10	1575
63	3	BPX3PP341		5	4805
	4		BPX3PP442	5	4840
	5		BPX3PP542	5	4915

Panel Mounted Plug - IP67

Amp	Poles	230V~ 50-60Hz	415V~ 50-60Hz	Lot size	MRP (₹) / Unit
16	3	BPX1PP371		10	1930
	4		BPX1PP472	10	2560
	5		BPX1PP572	10	2605
32	3	BPX2PP371		10	2495
	4		BPX2PP472	10	2675
	5		BPX2PP572	10	2725
63	3	BPX3PP371		5	5335
	4		BPX3PP472	5	5370
	5		BPX3PP572	5	5390
125A	3	BPX4PP371		2	17950
	4		BPX4PP472	2	19165
	5		BPX4PP572	2	19435

Surface Mounted Plug - IP44

Amp	Poles	230V~ 50-60Hz	415V~ 50-60Hz	Lot size	MRP (₹) / Unit
16	3	BPX1WP341		10	1690
	4		BPX1WP442	8	2270
	5		BPX1WP542	10	2300
32	3	BPX2WP341		10	2800
	4		BPX2WP442	10	3250
	5		BPX2WP542	10	3310
63	3	BPX3WP341		2	6445
	4		BPX3WP442	2	6495
	5		BPX3WP542	2	6590

Surface Mounted Plug - IP67

Amp	Poles	230V~ 50-60Hz	415V~ 50-60Hz	Lot size	MRP (₹) / Unit
16	3	BPX1WP371		10	2390
	4		BPX1WP472	8	3070
	5		BPX1WP572	10	3120
32	3	BPX2WP371		10	5340
	4		BPX2WP472	10	5490
	5		BPX2WP572	10	5575
63	3	BPX3WP371		2	7235
	4		BPX3WP472	2	7270
	5		BPX3WP572	2	7375

BPX Range of Socket Outlet with Switch and Mechanical Interlock

Conform to International standards EN/IEC 60309-1 & 2

HSN Code : 8536

Socket Outlet with Switch and Mechanical Interlock

Horizontal Type - IP44

Amp	Poles	230V~ 50-60Hz	415V~ 50-60Hz	Lot size	MRP (₹) / Unit
16	3	BPX1MIH341		4	8105
	4		BPX1MIH442	4	11405
	5		BPX1MIH542	4	11460

Horizontal Type - IP67

Amp	Poles	230V~ 50-60Hz	415V~ 50-60Hz	Lot size	MRP (₹) / Unit
16	3	BPX1MIH371		4	8245
	4		BPX1MIH472	4	11615
	5		BPX1MIH572	4	11655

Vertical Type - IP44

Amp	Poles	230V~ 50-60Hz	415V~ 50-60Hz	Lot size	MRP (₹) / Unit
16	3	BPX1MIV341		1	9935
	4		BPX1MIV442	1	13910
	5		BPX1MIV542	1	13960
32	3	BPX2MIV341		1	12975
	4		BPX2MIV442	1	15785
	5		BPX2MIV542	1	15835
63	3	BPX3MIV341		1	28265
	4		BPX3MIV442	1	29560
	5		BPX3MIV542	1	29610
-					

Vertical Type - IP67

16A - 63A



125A

Amp	Poles	230V~ 50-60Hz	415V~ 50-60Hz	Lot size	MRP (₹) / Unit
16	3	BPX1MIV371		1	9935
	4		BPX1MIV472	1	14120
	5		BPX1MIV572	1	14170
32	3	BPX2MIV371		1	13185
	4		BPX2MIV472	1	15995
	5		BPX2MIV572	1	16045
63	3	BPX3MIV371		1	28525
	4		BPX3MIV472	1	29820
	5		BPX3MIV572	1	29875
125	3	BPX4MIV371		1	94125
	4		BPX4MIV472	1	102585
	5		BPX4MIV572	1	102640

HSN Code : 8536

Socket Outlet with Duo Interlock and DIN Rail

Vertical Type - IP44

Amp	Poles	230V~ 50-60Hz	415V~ 50-60Hz	Lot size	MRP (₹) / Unit
16	3	BPX1MID341		1	10850
	4		BPX1MID442	1	16050
	5		BPX1MID542	1	16585
32	3	BPX2MID341		1	12845
	4		BPX2MID442	1	18470
	5		BPX2MID542	1	18480
63	3	BPX3MID341		1	26170
	4		BPX3MID442	1	28605
	5		BPX3MID542	1	30335
-					

Vertical Type - IP67

16A - 63A

125A

Amp	Poles	230V~ 50-60Hz	415V~ 50-60Hz	Lot size	MRP (₹) / Unit
16	3	BPX1MID371		1	11070
	4		BPX1MID472	1	16365
	5		BPX1MID572	1	16900
32	3	BPX2MID371		1	13075
	4		BPX2MID472	1	18690
	5		BPX2MID572	1	18745
63	3	BPX3MID371		1	26450
	4		BPX3MID472	1	28920
	5		BPX3MID572	1	30610
125	3	BPX4MID371		1	97565
	4		BPX4MID472	1	105280
	5		BPX4MID572	1	105325

Metal Clad - Plugs & Sockets Type 'MP' & 'MS'

HSN Code : 8536

Rating	Pins	Type	Cat No.	MRP [₹]
20A, 250V	2P + E	Plug Socket	MP20 MS20	325 360
30A, 440V	3P + E	Plug Socket	MP30 MS30	745 785

- Self Locking design : Extremely safe
- Plug cannot be pulled out in fully engaged position
- Auto closing socket shutter
- Reliable Earthing
- Shrouded Terminals for safety

Plastic Plugs & Socket Type 'PS'

HSN Code : 8536

Rating	Pins	Type	Cat No.	MRP [₹]
20A, 250V	3	Plug Flush Mounting Socket Socket with Wall Mounting Box	PS16AA7 PS16BA7 PS16DA7	355 500 620
20A, 415V	4	Plug Flush Mounting Socket Socket with Wall Mounting Box	PS16AA1 PS16BA1 PS16DA1	435 655 765
32A, 415V	3	Plug Socket	PS32AA7 PS32BA7	750 750
	4	Plug Socket	PS32AA1 PS32BA1	785 785
	5	Plug Socket	PS32AA5 PS32BA5	835 835

Heavy duty Metal-Control 'SS'

Heavy Duty Metal - Control Plugs & Sockets Type 'SS'

HSN Code : 8536

Rating	Pins	Type	Cat No.	MRP [₹]
12A, 415V (Control)	12	Panel Mounting Socket Plug with inclined Handle	2499/12 299/12B	2695 1945

Heavy duty Metal-Power 'SS'

Heavy Duty Metal - Power Plugs & Sockets Type 'SS'

HSN Code : 8536

Rating	Pins	Type	Cat No.	MRP [₹]
30A, 415V	3	Panel Mounting Socket Plug with inclined Handle	2415B 215B	1075 1055
30A, 415V	4	Panel Mounting Socket Plug with inclined Handle	2413B 213B	1125 1100
30A, 415V	5	Panel Mounting Socket Plug with inclined Handle	2417B 217B	1175 1145

Note : *Loose Conduit Box Straight (Cat. No. 9J101) MRP - Rs. 445/- each
*Spare Handle Inclined (Cat. No. 9J108) MRP -Rs. 210/- each.

HSN Code : 8538

Heavy Duty Metal Plug & Sockets Type 'DS' - 5 Pin (with Integral Switching Device)

HSN Code : 8536

Rating	Pins	Type	Cat No.	MRP[₹]
16A, 415V	5	Plug Socket Handle Assembly	DS1A7A1 DS1B7A1 SP91PH	1745 2165 340
32A, 415V	5	Plug Socket Handle Assembly	DS3A7A1 DS3B7A1 SP93PH	2850 3465 355
63A, 415V	5	Plug Socket Handle Assembly	DS6A7A1 DS6B7A1 SP96PH	4540 6260 495
125A, 415V	5	Plug Socket Handle Assembly	DS9A7A1 DS9B7A1 SP99PH	13080 18695 1215

Note : Power Receptacles with or without SFU/SDFU/MCB/MCCB having loop-in / loop-out facility is available on request.

- Range from 16A to 125 A
- 5 Pin configuration (3P+N+E)
- Plug cannot come out in ON condition (Integral Interlocking)

- Spring loaded Butt type contacts
- Self aligning and self wiping

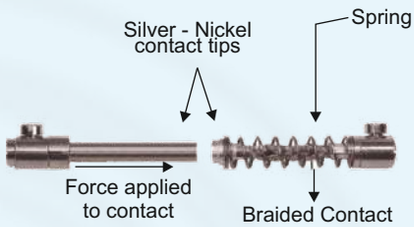

Quick Disconnect

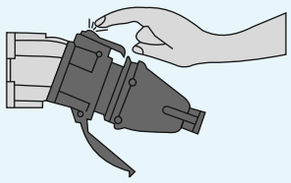



- Self aligning self wiping
- Spring loaded for consistent pressure
- Silver nickle material for extremely low temperature rise

Safety Disk

No access to live parts

Vibration proof termination



Metal Clad - Plug & Socket Box Type 'MPSEU'

HSN Code : 8536

Rating	Pins	Mounting	Type	Cat No.	MRP [₹]
20A, 250V	2P + E	Universal	Plug & Socket Box - SP-MCB Cutout	MPSEU201	1435
20A, 250V	2P + E	Universal	Plug & Socket Box - DP-MCB Cutout	MPSEU202	1435
30A, 440V	3P + E	Universal	Plug & Socket Box - TPN-MCB Cutout	MPSEU301	3600

20A

20A

30A

Plastic - Plug & Socket Box Type 'PSEU / PSEF'

HSN Code : 8536

Rating	Pins	Mounting	Type	Cat No.	MRP [₹]
20A, 250V	3	Universal	Plug & Socket Box with SP MCB Cutout Plug & Socket Box with DP-MCB Cutout	PSEU201 PSEU202	1725 1770
		Flush	Plug & Socket Box with SP MCB Cutout Plug & Socket Box with DP-MCB Cutout	PSEF201 PSEF202	1725 1770
32A, 415V	4 5	Universal	Plug & Socket Box with 4P MCB Cutout	PSEU324 PSEU325	3735 3810
	4 5	Flush	Plug & Socket Box with 4P MCB Cutout	PSEF324 PSEF325	3735 3810

Heavy Duty Metal - Plug & Socket Box Type 'SSEU'

HSN Code : 8536

Rating	Pins	Mounting	Type	Cat No.	MRP [₹]
30A, 415V	3	Universal	Plug & Socket Box with SP MCB Cutout	SSEU303-MCB1P	4220
	3	Universal	Plug & Socket Box with DP MCB Cutout	SSEU303	4220
	4 5	Universal	Plug & Socket Box with 4P MCB Cutout	SSEU304 SSEU305	4330 4425

Stainless Steel Cover Plug & Socket Box Type 'PSEU-SSC'/SSEU-SSC'

HSN Code : 8536



Rating	Pins	Mounting	Type	Cat No.	MRP [₹]
20A, 250V 32A, 415V	3 5	Universal	P&S Box with 'PS' P&S and SP MCB Cutout P&S Box with 'PS' P&S and 4P MCB Cutout	PSEU201-SSC PSEU325-SSC	2160 4360
30A, 415V	3	Universal	Plug & Socket Box with SP MCB Cutout	SSEU303-SSC-MCB1P	4845
			Plug & Socket Box with DP MCB Cutout	SSEU303-SSC	4845
	4	Universal	Plug & Socket Box with 4P MCB Cutout	SSEU304-SSC	4960
	5	Universal	Plug & Socket Box with 3P MCB Cutout	SSEU305-SSC-MCB3P	5170
			Plug & Socket Box with 4P MCB Cutout	SSEU305-SSC	5055

BSG Foot Switch

BSG2M

- Full Metal Body with Shielded Guard for Pedal
- 2 Positions
- Yellow Colour Shielded Guard for better visibility



BSG2C

- Full Metal Body with Shielded Guard for Pedal
- Glass Filled Nylon Pedal
- 2 Positions
- Red Colour Shielded Guard for better visibility

BSG2P

- Full Plastic Body with Shielded Guard for Pedal
- 2 Positions
- Yellow Colour Shielded Guard for better visibility

HSN Code : 8538

	BSG Range of Foot switches	
Cat code	**Description**	MRP [₹]
BSG2MX1	FOOT SWITCH METAL GUARD & SHIELD 1NO+1NC	5660
BSG2MX2	FOOT SWITCH METAL GUARD & SHIELD 2NO+2NC	6070
BSG2CY1	FOOT SWITCH DOUBLE PEDAL 2 X 1NO+1NC	8705
BSG2PX1	FOOT SWITCH PLASTIC GUARD&SHIELD 1NO+1NC	2720
BSG2PX2	FOOT SWITCH PLASTIC GUARD&SHIELD 2NO+2NC	3130

FSG Foot Switch

HSN Code : 8536

Number of Contact Blocks	Total contacts available	No.of position	Description	Cat. No.	MRP [₹]	Lot Size
One	1NO+1NC	2	With Guard	FSGX1	5740	1
One	1NO+1NC	2	With Latch	FSGX1L	6040	
One	2NO+2NC	2	With Guard	FSGX2	6225	
One	2NO+2NC	2	With Latch	FSGX2L	6500	
Two	2NO+2NC	2	With Guard	FSGY1	7030	
Two	2NO+2NC	2	With Latch	FSGY1L	7480	
Two	4NO+4NC	2	With Guard	FSGY2	8205	
Two	4NO+4NC	2	With Latch	FSGY2L	8355	
Two	2NO+2NC	3	With Guard	FSGZ1M	7140	
Two	4NO+4NC	3	With Guard	FSGZ2M	8180	

Note : Latching unit (with suffix L) is provided with X & Y versions only.

Spares for Foot Switch

HSN Code : 8538

Description	Suitable For	Cat No.	MRP [₹]
Spare Contact Block 1NO+1NC	FSG & BSG	SP20S1	1040
Spare Contact Block 2NO+2NC	FSG & BSG	SP20S2	1330
Spare Cover with Guard	FSG	SP20CG	2305

- 2 Position and 3 Position
- 1NO+1NC/2NO+2NC/4NO+4NC contact blocks
- With Guard
- Oil tight and water tight enclosure for contact block
- Mechanical and electrical life : 10 million operation
- Suited for heavy duty applications such as :
  Machine Tools
  Rubber and Tyre making machines
  SPMs
  Welding Machines
- Suffix X1 = One Block of 1NO+1NC
  X2 = One Block of 2NO+2NC
  Y1 = Two Blocks of 1NO+1NC
  Y2 = Two Blocks of 2NO+2NC

DC Mill Duty Contactor

HSN Code : 8536

No. of poles	(A)	Auxilliary Contacts	Cat. No.	MRP [₹]
50 Amperes				
Single pole Normally Open	15A 25A 50A	2NO+2NC 2NO+2NC 2NO+2NC	912x1522 ▪ 912x2522 ▪ 912x5022 ▪	On request On request 46340
Double pole Normally Open	15A 25A 50A	2NO+2NC 2NO+2NC 2NO+2NC	D912x1522 ▪ D912x2522 ▪ D912x5022 ▪	On request On request 99595
Mechanically Interlocked 2 Nos. SP NO	15A 25A 50A	2NO+2NC 2NO+2NC 2NO+2NC	M912x1522 ▪ M912x2522 ▪ M912x5022 ▪	On request On request 110455
150 Amperes				
Single pole Normally Open	150A	2NO+2NC	914x22 ▪	79110
Double pole Normally Open	150A	2NO+2NC	D914x22 ▪	169605
Mechanically Interlocked 2 Nos. SP NO	150A	2NO+2NC	M914x22 ▪	178985
Single pole Normally Closed	150A	1NO+1NC	924x11 ▪	81495
Double Pole Normally Closed	150A	2NO+2NC	D924x22 ▪	172875
Single pole Normally Open with Holdout Coil #	150A	1NO+1NC	934x11 ▪ /#	85765
Single pole Normally Open with AC Blow out Coil	150A	2NO+2NC	974x22 ▪	100295
300 Amperes				
Single pole Normally Open	300A	2NO+2NC	915x22 ▪	114880
Double pole Normally Open	300A	2NO+2NC	D915x22 ▪	244635
Mechanically Interlocked 2 Nos. SP NO	300A	2NO+2NC	M915x22 ▪	254335
Single pole Normally Closed	300A	1NO+1NC	925x11 ▪	115455
Double Pole Normally Closed	300A	2NO+2NC	D925x22 ▪	249380
Single pole Normally Open with Holdout Coil #	300A	1NO+1NC	935x11 ▪ /#	124655
Single pole Normally Open with AC Blow out Coil	300A	2NO+2NC	975x22 ▪	145250

- From 50 A to 600 A
- Conforms to NEMA Standards
- Ready to use mechanically interlocked version
- Normally closed version
- Hold on coil for time delay
- Mechanical life : 20 million operation
- Electrical life : 1 million operation

Unique Arc quenching system with blow out coils for switching heavy duty loads

DC Mill Duty Contactor

HSN Code : 8536

No. of poles	(A)	Auxilliary Contacts	Cat. No	MRP [₹]
600 Amperes				
Single pole Normally Open	600A	2NO+2NC	916x22 ▪	256000
Double pole Normally Open	600A	2NO+2NC	D916x22 ▪	531545
Mechanically Interlocked 2 Nos. SP NO	600A	2NO+2NC	M916x22 ▪	540160
Single pole Normally Closed	600A	1NO+1NC	926x11 ▪	263140
Single pole Normally Open with Holdout Coil#	600A	1NO+1NC	936x11 ▪ /#	325230
Single pole Normally Open with AC Blow out Coil	600A	2NO+2NC	976x22 ▪	334735

For 934 / 935 / 936 with holdout coil use hold out suffix code from table on page no.10
▪ For coil voltage refer table on page no.10
* 150, 300 & 600 Amps replace 'x' by 'y' for surface mounting rear connection, 'z' for elevated mounting rear connection
* Add Rs. 5385/- for AC Control

Double Pole DC Mill Duty Contactor

HSN Code : 8536

A	Auxilliary Contacts	Cat. No.	Unit Price [₹]
150A	2NO+2NC	954x22 ▪	242085
300A	2NO+2NC	955x22 ▪	282455

DC Mill Duty Contactors - Spares

HSN Code : 8538

Description	Qty. Reqd.	50A		150A		300A		600A	
		Cat. No.	MRP [₹]	Cat. No.	MRP [₹]	Cat. No.	MRP [₹]	Cat. No.	MRP [₹]
DC Arc Chute Assy. Consisting of a. LH Arc Shield b. RH Arc Shield c. DC Blow Out Arc Horn d. DC Blow Out Arc Piece e. DC Blow Out Spacer Assy. f. Polarity Wire g. Latch Strips (Top & Bottom) h. Hardware for Polarity Wire & Latch	1 Set	9C9J101*	22975	9C9P101	39340	9C9T101	57025	9C9V101	124110
AC Arc Chute Assy. Consisting of a. LH Arc Shield b. RH Arc Shield c. AC Blow Out Pole Piece d. AC Blow Out Spacer Assy. e. Polarity Wire f. Latch Strips (Top & Bottom) g. Hardware for Polarity Wire & Latch	1Set	-	-	9C9P102	On request	9C9T102	On request	9C9V102	On request
Fixed & Moving Contacts	1 Set	9C9J105	5220	9C9P105	7185	9C9T105	11650	9C9V105	31665
Contact Lever with Braid (for Single Pole)	1 No.	9C9J106	6350	9C9P106	10350	9C9T106	13695	9C9V106	23750
Contact Lever with Braid (for Double Pole)+	1 No.	9C9J106	6350	9C9P106	10350	9C9T106	13695	9C9V103	23750
Set of Armature Spares Consisting of a. Adjusting Pin b.Contact lever spring c. Contact lever spring pin with circlip d. Armature hinge pin e. Armature Securing pin	1 Set	9C9J107	2170	9C9P107	3005	9C9T107	4330	9C9V107	6285
Set of Armature Spares for 924, 925, 926 Consisting of a. Adjusting Pin b. Contact lever spring c. Contact lever spring pin with circlip d. Armature hinge pin e. Armature Securing pin f. Armature spring g. Spring retaining washer	1 Set	-	-	9C9P108	3665	9C9T108	6455	9C9V108	7785
Set of Armature Spares for 934/935/936 Consisting of a. Adjusting pin b. Contact lever spring c. Contact lever hinge pin d. Armature hinge pin e. Armature securing pin f. Armature spring g. Spring retaining washer h. Adjusting screw	1 Set	-	-	9C9P109	4375	9C9T109	6455	9C9V109	8265
Terminal Block	1	9C9J110	2930	9C9P110	3830	9C9T110	5355	9C9V110	6685
No Volt Coil for 912, 914, 915, 916, 934, 935 & 936 **Suffix voltage code	1	9C9J111▪	11725	9C9P111▪	17925	9C9T111▪	23585	9C9V111▪	40625
No Volt Coil for 924, 925, 926 **Suffix voltage code	1	-	-	9C9P112▪	23585	9C9T112▪	36625	9C9V112▪	59160
Coil clamp for 914 & 934	1	-	-	9C9P118	415	-	-	-	-
Coil clamp for 924, 915, 935, 916 & 936	1	-	-	9C9P118	415	9C9T118	415	9C9V118	On request

▪ Suffix coil voltage code from table on page 10
▪ Please add Rs. 5385 for AC control

* Only item a to e is supplied in this set
+ For two Poles, need to order for 2 Nos.

DC Mill Duty Contactors - Spares & Accessories

HSN Code : 8538

Description	Cat. No.	MRP [₹]
1NO+1NC Auxilliary Contact Block	AC10E11	9155
2NO Auxilliary Contact Block	AC10E20	9155
2NC Auxilliary Contact Block	AC10E02	9155
Single unit driver with mounting plate (50A)	9C9J115	1455
Double unit driver with mounting plate (50A)	9C9J116	2100
Single unit driver with mounting plate (150-600A)	9C9P116	1575
Double unit driver with mounting plate (150-600A)	9C9P117	2305
Hold out coil for 934, 935 & 936	9C9P113-#	28460
Condenser 50 + 50uF for 934, 935 & 936	9C9P114	1575
Mechanical interlock for 150/300/600A	AC10M4/M8/M12	10200
Rectifier 110/240 V	SP30R	5385

Suffix hold out coil code from table

Hold Out Coil Suffix table - 934/935/936

Hold out coil type	Voltage	Suffix code
494-2	100/125	2
494-7	400/450	7
492-12	100/125	12
494-43	200/250 & 400/550	43



- Magnetic Operated Overload relay for heavy duty applications
- From 1.5A to 600A
- Instantaneous and Time delay tripping
- Manual and automatic resetting
- 1NO + 1NC Contacts

DC Magnetic Overload Relays *

HSN Code : 8536

Cat. No.	Coil No.	Continuous Rating	Range Amps	MRP [₹]
B3A23	159-10	2.8	1.5 to 3.5	27765
B3B23	159-5	3.9	3 to 7	
B3C23	159-4	5.4	5 to 13	
B3E23	159-3	10.9	8 to 24	
B3F23	159-2	16.9	10 to 30	
B3G23	159-1	21.9	20 to 40	
B3H23	159-8	34.9	25 to 65	
B3J23	159-6	50.0	35 to 75	
B3K23	179-39	69.0	40 to 120	32530
B3L23	179-38	109.0	70 to 190	
B3M23	179-37	179.0	100 to 300	
B3N23	179-36	299.0	200 to 600	35470
B3Y23	179-36.2	199.0	200 to 600	
B3P23		549.0	300 to 900	43145
B3R23		500.0	500 to 1500	

* With 1NO + 1NC Contacts

Coil Voltage table - DC Mill Duty Contactor

		24V	48V	55V	110V		220V	240V	250V
DC CONTACTOR	PRODUCT	DC	DC	DC	AC	DC	DC	AC	F1
	912X	U1	-	Q1	A1R	A1	B1	K1R	F1
	914;934X	U1	W1	Q1	A1R	A1	B1	K1R	F1
	935X;924;915	U1	W1	Q1	A1R	A1	B1	K1R	F1
	925	-	-	-	-	A1	B1	K1R	F1
	916&936	U1	W1	Q1	A1R	A1	B1	K1R	F1
	D912-D916	-	W1	-	A1R	A1	B1	K1R	F1

1. For other coil voltages, please contact nearest sales office
2. AC control is not available for 934, 935, 936 versions.
3. For ordering spare coils for D912, D914, D915 and D916 Contactors, please order coils with 50% voltage rating as that of control voltage. Example to order coils for D914 X 22B1 (which is a 220V DC DP Contactor), please order spare coils with 110V DC rating.

Heavy Duty Limit Switch - Snap Action Type NL IP 67

HSN Code : 8536

Type	Description	Cat. No. Screw Terminal (1NO+1NC)	MRP [₹]	Cat.No. Precabled (1NO+1NC)	MRP [₹]	Cat. No. Screw Terminal (2NO+2NC)	MRP [₹]	Cat. No. Precabled (2NO+2NC)	MRP [₹]
Roller Lever	Standard-38MM Standard-76.2mm Adjustable	NLL1 NLL2 NLLA	2540	NLL1C NLL2C NLLAC	2770	NLL1-22 NLL2-22 NLLA-22	3875	NLL1-22C NLL2-22C NLLA-22C	4010
	Maintained Type Maintained Type Maintained Type	NLL1M NLL2M NLLAM	2850	NLL1MC NLL2MC NLLAMC	2995	NLL1M-22 NLL2M-22 NLLAM-22	4285	NLL1M-22C NLL2M-22C NLLAM-22C	4365
Push Roller	Top Side	NLTPR NLSPR	2540 2790	NLTPRC NLSPRC	2770 2995	NLTPR-22 NLSPR-22	3875 4180	NLTPR-22C NLSPR-22C	4010 4365
Push Button	Top Adjustable Side Adjustable	NLTPBA NLSPBA	2540 2790	NLTPBAC	2770 2995	NLTPBA-22 NLSPBA-22	3770 4180	NLTPBA-22C NLSPBA-22C	4010 4365
Cat Whisker	Nylon Rod Steel Rod	NLCW NLJW	2230 2540	NLCWC NLJWC	2400 2715	NLCW-22 NLJW-22	3685 3875	NLCW-22C NLJW-22C	3875 4010

- IP 67 degree of Protection
- Choice of 16 Operating Heads
- Interchangeable heads ensures complete modularity and flexibility
- Zinc Die cast body for Heavy duty applications
- Easily replaceable contact blocks
- Precabled version with 2m cable length

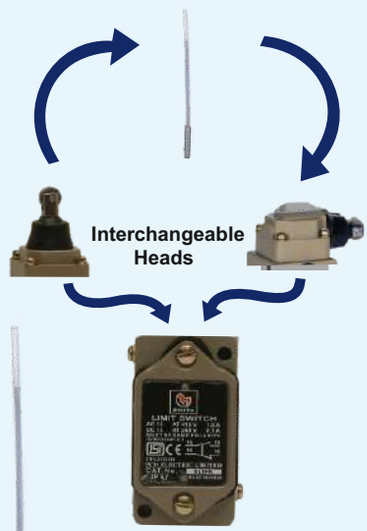

NLL1 NLL2 NLLA NLTPBA NLCW NLTPRC

Mini Limit Switch

HSN Code : 8536

Type		Cat. No.	MRP [₹]
General Purpose Type		DLSMAR	1615
Top Plunger	Standard	DLSMPP	1615
Push Roller	Standard	DLSMRP	1615
Push Roller	Cross	DLSMRPX	1615
Roller Lever	39mm	DLSMRL	1615
Roller Lever	Adjustable	DLSMRLA	1665
Rod Arm	Adjustable	DLSMJWA	1665
Cat's Whisker	Steel Spring	DLSMSW	1765
Flexible Rod	Nylon	DLSMSR	1765

- Conforming to IS/IEC 60947-5-1
- Compact Design requiring less mounting space
- Zinc Die cast base & high end polyamide cover ensuring robustness & excellent aesthetics
- Unique Cross bar contacts for enhanced reliability
- Dust proof, Water proof & Oil resistance construction

Applications

- Lifts and Escalators
- Machine Tools
- Food and Beverages
- Textile Machines
- Packaging & Printing Machines

Available Operating Heads

Precision Limit Switch

HSN Code : 8536

1NO+1NC			2NO+2NC		
Type of Operator	Cat. No.	MRP [₹]	Cat. No.	MRP [₹]	Lot Size
Roller Lever	PSRL-L or R	1110	PSRL-L-2 or R-2	1390	1
Six Inch Lever	PSSIL-L or R	1110	PSSIL-L-2 or R-2	1390	
Top Push Roller	PSTPR*	1110	PSTPR*-2	1390	
Top Push Button	PSTPB	1110	PSTPB-2	1390	
Type	Cat. No	MRP [₹]	Cat. No	MRP [₹]	Lot Size
Spare Contact Block	SP20S1	1040	SP20S2	1330	

- Conforming to IS/IEC 60947-5-1
- Snap action contacts
- Frequency of operation 2500 Operations / hr
- Mechanical life : 20 million operations
- Electrical life : 10 million operations

* A - Top push roller in line with contact block
B - Top push roller perpendicular to contact block

BHARTIA BCH

Limit Switch for 125°C Application*

HSN Code : 8536

Type	Cat. No.	MRP [₹]
with 1NO + 1NC Roller Lever Top Push Roller	LL1-150S-M LTPR-150S-M	9020

*Refer to our nearest sales office for specification & details

Heavy Duty General Purpose Limit Switch

HSN Code : 8536

Snap Action Type L	Angular Roller Top Plunger	LLGS LPGS	1700

Oil Tight Limit Switch - Snap Action Type L IP 65

HSN Code : 8536

Type	Description	Cat. No.	MRP [₹]
Roller Lever	Standard-38MM Standard-76.2mm Adjustable	LL1 LL2 LLA	3640
	Maintained Type LL1 Maintained Type LL2 Maintained Type LLA	LL1M LL2M LLAM	3805
Push Roller	Top Side	LTPR LSPR	3555 4000
Push Button	Top Adjustable Side Adjustable	LTPBA LSPBA	3860
Cat Whisker	Nylon Rod Steel Rod	LCW LJW	2915 3620

Oil Tight Limit Switch - Spares

HSN Code : 8538

Description	Suitable for	Cat. No.	MRP [₹]
38 mm lever	NLL1, LL1	SP40L1	600
76.2 mm lever	NLL2, LL2	SP40L2	755
Adjustable lever	NLLA, LLA	SP40LA	755
Operating Head	LLGS, LPGS	SP40HLG	1085
Operating Head	Roller Lever Type	SP40HL	1175
Operating Head Maintained	Roller Lever Maintained Type	SP40HLM	1350
Operating Head	Top Push Side Push	SP 40HTP* SP 40HSP*	1175 1300
Operating Head	Cat Whisker Nylon Rod Cat Whisker Steel Rod	SP40CW SP40JW	805 1085
Limit Switch Unit Assembly 1NO+1NC	Type 'L' & 'NL' (Except LLGS / LPGS)	SP40S1	1545
Limit Switch Unit Assembly 2NO+2NC	Type 'L' & 'NL' (Except LLGS / LPGS)	SP40S2	2815
Limit Switch Unit Assembly 1NO+1NC	LLGS / LPGS	SP40S1WOM	1070
Oil tight Conduit	Type 'NL'	SP40CE	640

* B = Button R = Roller

Bravo Series - Heavy Duty Limit Switch

HSN Code : 8536

Type	Description	Cat. No.	MRP [₹]
Roller Lever	Standard-38MM	BALRL38	1500
	Standard-76.2mm	BALRL76	
	Adjustable	BALRLA	
Push Roller	Top	BALPRT	1500
	Side	BALPRS	1650
Push Button	Top Adjustable	BALPBT	1500
	Side Adjustable	BALPBS	1650
Cat Whisker	Nylon Rod	BALCWN	1500
	Steel Rod	BALCWS	1525

Salient Features:

- IP 67 degree of Protection
- 1NO+1NC Contact Block
- Choice of 9 Operating Heads
- Aluminium Die-cast body

New
BRAVO Series
LIMIT SWITCH

BALRL38

BALRL76

BALRLA

BALPRT

BALPBT

BALPRS

BALPBS

BALCWN

BALCWS



AC Solenoid - Pull Type

GST to be charged extra
HSN Code : 8505

Type	Suitable for	Stroke Length mm	Max. Pull at rated voltage Kg.	Cat. No.	List Price [₹]
B	S-42	25.0	1.25	SLB▪	6120
D	S-51, S-71 S-52, S-72	31.4	6.75	SLD▪ SLD2▪	9020
E	S-250	40	10	SPSLEM SPSLEB	19625

* The standard coil voltages are 110, 220 & 415 V 50 Hz. AC

AC Solenoid Brake - Type S

GST to be charged extra
HSN Code : 8505

Type of Brake	Wheel dia.		Max. Torque		Duty	Brake		Drum	
	Inch	mm	Lb. ft.	Nm		Cat No.	List Price [₹]	Cat No.	List Price [₹]
S-4	4	101.6	10	13.6	Continuous	S-42▪	14405	AC50D4	2345
S-5	5.5	139.7	25 35	34.0 48.0	Continuous Intermittent	S-51▪ S-52▪	20605	AC50D5	3235
S-7	7	177.8	50 75	68.0 102.0	Continuous Intermittent	S-71▪ S-72▪	23560	AC50D7	3925
S-250	9.84	250	109	147.0	Continuous	S-2501M	50690	AC50D25	7930

- The standard coils are 110, 220 & 415 V 50 Hz. AC
▪ To complete Cat. No. suffix voltage code given below
- Brake drums are of standard specification

Range

- Solenoids:
  - Type : SLB - 25 mm stroke length
  - Type : SLD - 31.4 mm stroke length
- AC Brakes
  - 4" Dia
  - 5.5" Dia
  - 7" Dia
- Drums

Features

- Class F insulation of the coil
- Continuous & Intermittent duty
- Long life & ease of maintenance
- Ideally suited for applications such as :
  - Cranes
  - Hoists
  - Machines
  - Valves
  - Conveyers

AC Solenoid Brakes - Voltage Codes

Coil Voltage	110	220	415
AC	A	B	M

Spares For AC Solenoid Brake

GST to be charged extra
HSN Code : 8505

Description	Brake Size : 4"		Brake Size : 5.5"		Brake Size : 7.0"		Brake Size : 250mm	
	Cat. No.	List Price [₹]	Cat. No.	List Price [₹]	Cat. No.	List Price [₹]	Cat. No.	List Price [₹]
Brake lining	SP50L1	1720	SP50L2	2550	SP50L3	3410	SP50L4	6675
Brake shoe Assembly*	SP50SA1	5000	SP50SA2	6445	SP50SA3	10625	SP50SA4	21395
Brake Coil -Continuous -Intermittent	SP50MC01▪	2955	SP50MC21▪ SP50MC22▪	5865	SP50MC21▪ SP50MC22▪	5865	SP50MC31▪	15490

* Brake shoe assembly is with lining.
▪ To Complete Cat. No. suffix voltage code is given in table, above.

***GST to be charged extra on all AC Brakes & Brake Spares**



- Shunt and Series type versions in sizes :
  8 Inch to 30 Inch
  160 mm to 800 mm
- Conforms to NEMA and AISE Standards
- Fail safe operation
- Unique design for maximum torque and minimum shoe wear
  Brakes equivalent to Russian 'TK π' design also available
- **Resistance & rectifier Panel available with option of 'Fuse' or 'MCB' protection**

Proven and time tested

Optional Features

- Limit Switch Attachment
- Manual Release
- Residual magnetism adjustment

Heavy duty encapsulated coil with class 'F' insulation

GST to be charged extra

HSN Code : 8505

DC Electromagnetic Brakes

Shunt Type Torque				Resistance & Rectifier Panel (with fuse protection)+			
				Single Brake		2 Brakes Simult. Operation	
Drum Size	Cat No.	Torque KG-M	List Price [₹]	Cat No.	List Price [₹]	Cat No.	List Price [₹]
150mm 160mm	SMH150 SMH160	8	71150	CACS1*MAE	74480	CACS2*MAE	103450
8"/200mm	SMH8	13.8	83755	CACA1*MAE	83025	CACJ2*MAE	107585
	SMH200	13.8					
10"/250mm	SMH10	27.7	102815	CACB1*MAE	88095	CACK2*MAE	121100
	SMH250	27.7					
13"/300mm	SMH13	76.0	168315	CACC1*MAE	94990	CACL2*MAE	141015
	SMH300	76.0					
16"/400mm	SMH16	138.8	270925	CACD1*MAE	109375	CACM2*MAE	153240
	SMH400	138.8					
19"/500mm	SMH19	277.0	436765	CACE1*MAE	132250	CACN2*MAE	193605
	SMH500	277.0					
23"/600mm	SMH23	555.0	691245	CACF1*MAE	170515	CACP2*MAE	244940
	SMH600	555.0					
30"/700mm	SMH30	1242.0	1539320	CACG1*MAE	673140	-	-
	SMH700	1242.0					
800mm	SMH800	1242.0	1667775	CACG1*MAE	673140	-	-

* For control supply i.e. A=110 V, B=220 V, K =240V and M=415 V AC

1. DC Electromagnetic Brakes are suitable to operate on:
   For AC Power - Resistance & Rectifier Panel
   For DC Power - Series Resistance Box

\+ **For Panel with MCB protection use the suffix '- MCB'**
eg. For 200mm single operation brake panel with MCB protection, Cat code will be CACA1*MAE-MCB

- All Brakes are Supplied for Continuous Duty
- Resistance & Rectifier Panel is supplied without transformer.
- Control Transformer (Optional) can be supplied at extra cost.
  Please add Rs. 9265/- per unit with the LP of Resistance & Rectifier Panel. Please add 'TR' with respective panel cat. ref. to obtain final cat. Code of such panel with control transformer.

***GST to be charged extra on all DC Brakes, Brake Spares, Resistance & Rectifier Panel & Resistance Boxes**

Resistance Boxes for DC Electromagnetic Brakes

GST to be charged extra

HSN Code : 8505

Suitable for Shunt Type		Permanent Series Resistance Box for 230 V DC Supply For Single Brake		Permanent Series Resistance Box for 230 V AC Supply For Single Brake		Permanent Economy Resistance Box for 415 V AC Supply For Single Brake		Permanent Economy Resistance Box for 415 V AC Supply For Double Brake	
Cat No.	Torque KGM	Cat No.	List Price [₹]	Cat No.	List Price[₹]	Cat No.	List Price[₹]	Cat No.	List Price[₹]
SMH150 / SMH160	8	CDCS101D	9655	CARS10KE	8830	CARS10ME	17820	CARS20ME	On request
SMH8 / SMH200	13.8	CDCA101D CDIA101D*	10030	CARA10KE	9130	CARA10ME	17820	CARA20ME	On request
SMH10 / SMH250	27.7	CDCB101D CDIB101D*	11895	CARB10KE	10510	CARB10ME	17820	CARB20ME	On request
SMH13 / SMH300	76.0	CDCC101D CDIC101D*	13725	CARC10KE	12460	CARC10ME	20395	CARC20ME	27865
SMH16 / SMH400	138.8	CDCD101D CDID101D*	14690	CARD10KE	13395	CARD10ME	23705	CARD20ME	29275
SMH19 / SMH500	277.0	CDCE101D CDIE101D*	15730	CARE10KE	14355	CARE10ME	26310	CARE20ME	On request
SMH23 / SMH600	555.0	CDCF101D CDIF101D*	17910	CARF10KE	16120	CARF10ME	28275	CARF20ME	On request
SMH30 / SMH700	1242.0	CDCG101D CDIG101D*	43370	-	-	CARG10ME	48785	-	-
SMH800	1242.0	CDIG101D*	43370	-	-	CARG10ME	48785	-	-

1. DC Electromagnetic Brakes are suitable to operate on:
   For AC Power - Resistance & Rectifier Panel
   For DC Power - Series Resistance Box

\- All Brakes are Supplied for Continuous Duty
* These cat. references are meant for intermittent duty

***GST to be charged extra on all DC Brakes, Brake Spares, Resistance & Rectifier Panel & Resistance Boxes.**

GST to be charged extra

Series Type - DC Electromagnetic Brakes

HSN Code : 8505

Brake Size	Motor Frame No. (Max.)	Half Hour Rating			One Hour Rating			List Price [₹]
		Torque KGM	Max. FLC (A)	Cat. No.	Torque KGM	Max. FLC (A)	Cat. No.	
8”/200mm	402,802A	13.8	29	SME8H1 SME200H1	8.97	21	SME801 SME20001	172545
	403, 602, 802B		44	SME8H2 SME200H2		31	SME802 SME20002	On request
10”/250mm	404,603,802C,	27.7	57	SME10H1 SME250H1	18.0	40	SME1001 SME25001	246170
	406,604,803		77	SME10H2 SME250H2		57	SME1002 SME25002	On request
13”/300mm	408,606,804	76.0	126	SME13H1 SME300H1	49.4	95	SME1301 SME30001	333515
	410,608,806		176	SME13H2 SME300H2		132	SME1302 SME30002	On request
16”/400mm	412,610,808	138.8	245	SME16H1 SME400H1	90.2	185	SME1601 SME40001	521945
19”/500mm	414,612,810	277.0	368	SME19H1 SME500H1	180.0	272	SME1901 SME50001	801845
	416,614,812		500	SME19H2 SME500H2		360	SME1902 SME50002	On request
23”/600mm	418,616,814	555.0	740	SME23H1 SME600H1	361.0	540	SME2301 SME60001	1297285
	618,816		960	SME23H2 SME600H2		730	SME2302 SME60002	On request

- During ordering, besides brake drum dia, please confirm duty rating, current rating & motor frame Nos.
- Above current ratings are for 230 V DC Series Motors.
- To convert KGM to LB.FT. multiply by 7.25

***GST to be charged extra on all DC Brakes, Brake Spares, Resistance & Rectifier Panel & Resistance Boxes.**

BHARTIA BCH

GST to be charged extra

Series & Accessories - DC Eectromagnetic Brakes

HSN Code : 8505

Description	150/160mm		8"/200mm		10"/250mm		13"/300mm	
	Cat No.	List Price [₹]	Cat No.	List Price [₹]	Cat No.	List Price [₹]	Cat No.	List Price [₹]
Coil Shunt	9GDS01	51820	9GDA01	61360	9GDB01	74165	9GDC01	117735
Coil Series for inch for mm	-	-	9GDA02/ 9GDA03	130720	9GDB02/ 9GDB03	204890	9GDC02/ 9GDC03	264970
Torque Adj. Screw Assembly	9GDS04	4725	9GDA04	4940	9GDB04	4940	9GDC04	8590
Torque Spring	9GDS05	12870	9GDA05	13440	9GDB05	15875	9GDC05	25700
Wedge Assembly with Bolt, Spring and Washers for inch/mm	9GDS20/ 9GDS22	1840	9GDA20/ 9GDA22	2105	9GDB20/ 9GDB22	2445	9GDC20/ 9GDC22	3730
Pin set for Lever & Armature Consisting of a) Pin Lever 2 Nos. b) Pin armature 2 Nos.	9GDS06	6490	9GDA06	6810	9GDB06	6810	9GDC06 9GDC06-2#	8590
Coller Set of Lever & Armature Consisting of a) Coller Lever 4 Nos. a) Coller Armature 4 Nos.	9GDS07	6490	9GDA07	6810	9GDB07	6810	9GDC07	8165
Bush Set for Lever & Armature Consisting of a) Bush Lever 4 Nos. a) Bush Armature 4 Nos.	9GDS08	12870	9GDA08	13495	9GDB08	13495	9GDC08	14705
Pull Rod Assembly with nuts, spring & washer	9GDS29	5265	9GDA29	5510	9GDB29	6810	9GDC29	10470
Greese Nipple (1 set consist 8 Nos.)	9GDS09	1840	9GDA09	1950	9GDB09	1950	9GDC09	1970
Shoe Assembly with Clamp & Bolts (1 set consist 2 Nos.) for inch/mm	9GDS10/ 9GDS11	13400	9GDA10/ 9GDA11	13345	9GDB10/ 9GDB11	16550	9GDC10/ 9GDC11	26055
Shoe Lining without Bolts (1 set consist 2 Nos.) for inch for mm	9GDS12/ 9GDS13	4545	9GDA12/ 9GDA13	4725	9GDB12/ 9GDB13	5950	9GDC12/ 9GDC13	8590
Shoe Lining with Bolts (1 set consist 2 Nos.) for inch for mm	9GDS23/ 9GDS26	6140	9GDA23/ 9GDA26	6810	9GDB23/ 9GDB26	8590	9GDC23/ 9GDC26	12265
Dust Cover (made of jeans cloth & painted with fire reterdent al. paint).	-	-	9GDA30	7580	9GDB30	7580	9GDC30	9015
mm Size Cast Steel Drum without Hard Chrome Plaiting	9GDS15/ (150mm) 9GDS14 (160mm)	14645	9GDA14	16115	9GDB14	24805	9GDC14	41800
mm Size Cast Steel Drum with Hard Chrome Plaiting	9GDS15P/ (150mm) 9GDS14P (160mm)	19775	9GDA14P	23065	9GDB14P	36010	9GDC14P	60575
Cast Steel Drum without Hard Chrome Plaiting* for inch	-	-	9GDA15	16710	9GDB15	25715	9GDC15	43470
Cast Steel Drum with Hard Chrome Plaiting* for inch	-	-	9GDA15P	23980	9GDB15P	36895	9GDC15P	63040

* For brakes manufactured upto September 07. # For brakes manufactured after September 07 (pins are different).

***GST to be charged extra on all DC Brakes, Brake Spares, Resistance & Rectifier Panel & Resistance Boxes.**

BHARTIA BCH

GST to be charged extra

Spares & Accessories - DC Brakes

HSN Code : 8505

Description	16"/400 mm		19"/500 mm		23"/600 mm		30"/700 mm/800mm	
	Cat No.	List Price [₹]	Cat No.	List Price [₹]	Cat No.	List Price [₹]	Cat No.	List Price [₹]
Coil Shunt	9GDD01	178970	9GDE01	251275	9GDF01	394890	9GDG01	894660
Coil Series for inch for mm	9GDD02 9GDD03	389855	9GDE02 9GDE03	508515	9GDF02 9GDF03	786070	-	-
Torque Adj. Screw Assembly	9GDD04	12830	9GDE04	18290	9GDF04	29235	9GDG04	61235
Torque Spring	9GDD05	39485	9GDE05	54630	9GDF05	90460	9GDG05	194135
Wedge Assembly with Bolt, for inch Spring and Washers for mm	9GDD20/ 9GDD22	4940	9GDE20/ 9GDE22	7410	9GDF20/ 9GDF22	11620	9GDG20/ 9GDG22	25730
Pin set for Lever & Armature Consisting of for inch a) Pin Lever 2 Nos. for mm b) Pin Armature 2 Nos.	9GDD06* 9GDD06-2#	10470	9GDE06* 9GDE06-2#	10470	9GDF06* 9GDF06-2#	14705	9GDG06++	44495
Coller Set of Lever & Armature Consisting of a) Coller Lever 4 Nos. b) Coller Armature 4 Nos.	9GDD07	8165	9GDE07	8005	9GDF07	10005	9GDG07+	16425
Bush Set for Lever & Armature Consisting of a) Bush Lever 4 Nos. b) Bush Armature 4 Nos.	9GDD08	15045	9GDE08	15760	9GDF08	20170	9GDG08++	35880
Pull Rod Assembly with nuts, spring & washer	9GDD29	15875	9GDE29	21955	9GDF29	29500	9GDG29	77165
Grease Nipple (1 set consist 8 Nos.)	9GDD09	2005	9GDE09	3450	9GDF09	3450	9GDG09	3815
Shoe Assembly with Clamp & Bolts for inch (1 set consist 2 Nos.) for mm	9GDD10/ 9GDD11	39545	9GDE10/ 9GDE11	54705	9GDF10/ 9GDF11	87460	9GDG10/ 9GDG11 9GDG11A+++	196820 202945
Shoe Lining without Bolts for inch (1 set consist 2 Nos.) for mm	9GDD12/ 9GDD13	13460	9GDE12/ 9GDE13	21955	9GDF12/ 9GDF13	32480	9GDG12/ 9GDG13 9GDG13A+++	61370 62585
Shoe Lining with Bolts for inch (1 set consist 2 Nos.) for mm	9GDD23/ 9GDD26	16550	9GDE23/ 9GDE26	27380	9GDF23/ 9GDF26	42540	9GDG23/ 9GDG26 9GDG26A+++	75895 82445
Dust Cover (made of jeans cloth & painted with fire reterdent al. paint).	9GDD30	9755	9GDE30	12060	9GDF30	12650	9GDG30	16390
mm Size Cast Steel Drum without Hard Chrome Plaiting	9GDD14	52265	9GDE14	85075	9GDF14	118320	-	-
mm Size Cast Steel Drum with Hard Chrome Plaiting	9GDD14P	77805	9GDE14P	124275	9GDF14P	181000	-	-
Cast Steel Drum without Hard Chrome Plaiting* for inch	9GDD15	54505	9GDE15	89065	9GDF15	121565	-	-
Cast Steel Drum with Hard Chrome Plaiting* for inch	9GDD15P	81320	9GDE15P	130290	9GDF15P	189685	9GDG15P	321375

* For brakes manufactured upto September 07. # For brakes manufactured after September 07 (pins are different).
\+ Consist of strap, Brass Shim & spring Plate ++ Only for Armature +++ Suitable for 800mm

***GST to be charged extra on all DC Brakes, Brake Spares, Resistance & Rectifier Panel & Resistance Boxes.**

BHARTIA BCH

Spare Selenium Type Bridge Rectiers

GST to be charged extra

HSN Code : 8505

Rectifier Code / Part No.	Recommended to operate brake at 415V AC		Qty. per set	List Price [₹]
	Individual	Simultaneous		
9GDX01	1x8"/200mm	-	2	15940
9GDX02	1x10"/250mm	2x8"/200mm	2	23790
9GDX03	1x13"/300mm 1x16"/400mm	2x10"/250mm	2	32215
9GDX04	1x19"/500mm	2x13"/300mm 2x16"/400mm	2	42540
9GDX05	1x23"/600mm	2x19"/500mm	2	60665
9GDX06	-	2x23"/600mm	2	121385
9GDX07	1x30"/700 & 800mm	-	2	168320

Spare Resistances

GST to be charged extra

HSN Code : 8505

Used in resistance and rectifier panels	Cat. No.	Ohms	Watts	List Price [₹]
CACA1*, CACB1*, CACC1*, CACD1*, CACJ2*	9GDX32	32	200	2830
CACA1*, CACB1*, CACC1*, CACF1*, CACG1*, CACL2*, CACP2*, CACJ2*	9GDX42	42	200	
CACS2*	9GDX47	47	200	
CACB1*, CACE1*, CACF1*, CACG1*, CACJ2*, CACK2*, CACM2*, CACN2*	9GDX52	52	200	
CACS1*	9GDX64	64	100	
CACA1*, CACB1*, CACD1*, CACE1*, CACF1*, CACG1*, CACJ2*, CACK2*, CACM2*, CACN2*, CACP2*	9GDX80	80	200	
CACA1*, CACD1*, CACK2*, CACL2*	9GDX112	112	200	
CACS1*, CACS2*	9GDX112A	112	125	

Optional Features - DC Brakes

GST to be charged extra

HSN Code : 8505

Brakes Size		Manual Release List Price [₹]	Residual Magnetism Adjustment List Price [₹]	Limit Switch Attachment List Price [₹]	
Inch	mm			1NO+1NC (LSA)	2NO+2NC (LSA-2)
8	150/160/200	6160	5865	12175	12825
10	250	6160	6875		
13	300	8445	10215		
16	400	9060	15235		
19	500	14065	21130		
23	600	19705	23865		

Note : Suffix following codes to complete brakes code with optional features.

- MR = For Manual Release
- RM = For Residual Magnetism
- LS = For Limit Switch (1NO+1NC)
- LS-1 = For Limit Switch (2NO+2NC)
- RR = For Manual Release + Residual Magnetism
- RL = Residual Magnetism + Limit Switch
- ML = For Manual Release + Limit Switch
- RS = For Manual Release + Residual Magnetism + Limit Switch

To order Spare Limit Switch assembly, cat codes are:

- LSA = Limit Switch with fitting Arrangement (1NO + 1NC)
- LSA -2 = Limit Switch (2NO + 2NC) with fitting Arrangement

***GST to be charged extra on all DC Brakes, Brake Spares, Resistance & Rectifier Panel & Resistance Boxes.**

Pneumatic Timer

- 30 sec / 60 sec/180 sec
- AC and DC Supply
- 1 NO+1NC / 2 NO+2NC Contact Blocks
- Completely enclosed timing head ensures excellent timings in adverse environmental conditions
- Encapsulated coil for better resistance against moisture and corrosion
- Completely maintainable I.e Coil , Contact blocks and Timing head can be replaced
- Special timer for Railway application

Site convertible On/Off delay

Pneumatic Timers
Time Delay Relay-Electro Pneumatic

HSN Code : 9107

Type	Time Range (Secs.)	Contact Configuration		Cat No.	MRP [₹]	
		Time Block	Instantaneous Block		AC	DC
PN	0.05 - 30 Sec	1NO + 1NC	-	KRTPN10▪-0	6135	9195
	0.05 - 60 Sec	1NO + 1NC	-	KRTPN10▪-1	6345	9705
	0.05 - 180 Sec	1NO + 1NC	-	KRTPN10▪-3	7170	10585
	0.05 - 30 Sec	2NO + 2NC	-	KRTPN20▪-0	6895	9840
	0.05 - 60 Sec	2NO + 2NC	-	KRTPN20▪-1	7040	9960
	0.05 - 180 Sec	2NO + 2NC	-	KRTPN20▪-3	7570	10695
PNI	0.05 - 30 Sec	1NO + 1NC	1NO + 1NC	KRTPN11▪-0	7480	10700
	0.05 - 60 Sec	1NO + 1NC	1NO + 1NC	KRTPN11▪-1	8485	11685
	0.05 - 180 Sec	1NO + 1NC	1NO + 1NC	KRTPN11▪-3	9285	11825
	0.05 - 30 Sec	2NO + 2NC	2NO + 2NC	KRTPN22▪-0	9375	12210
	0.05 - 60 Sec	2NO + 2NC	2NO + 2NC	KRTPN22▪-1	9475	12845
	0.05 - 180 Sec	2NO + 2NC	2NO + 2NC	KRTPN22▪-3	10155	13585
Type	**Time Range (Secs.)**	**On-Delay Block**	**Of-Delay Block**	**Cat No.**	**AC**	**DC**
PCN	0.05 - 30 Sec	1NO + 1NC	1NO + 1NC	KRTPCN11▪-0	10125	13560
	0.05 - 60 Sec	1NO + 1NC	1NO + 1NC	KRTPCN11▪-1	10635	13670
	0.05 - 180 Sec	1NO + 1NC	1NO + 1NC	KRTPCN11▪-3	12080	15105
	0.05 - 30 Sec	2NO + 2NC	2NO + 2NC	KRTPCN22▪-0	11380	14880
	0.05 - 60 Sec	2NO + 2NC	2NO + 2NC	KRTPCN22▪-1	11925	15055
	0.05 - 180 Sec	2NO + 2NC	2NO + 2NC	KRTPCN22▪-3	13450	16415

PN, PNI Time Delay Relay will be supplied only as on-delay

▪ To complete Cat. No. Suffix Voltage code from Table

Timer for Railway Application

HSN Code : 9107

Type	Time (Secs.)	Contact Configuration		Cat No.	MRP [₹]	
		Time Block	Instantaneous Block		AC	DC
PN	120	2NO + 2NC	-	KRTPN20A-2R	7375	-
	150	2NO + 2NC	-	KRTPN20A-3R	7375	-

Accessories for Time Delay Relay

HSN Code : 9107

Description	Cat. No.	MRP [₹]	Lot Size
Contact Block 1NO+1NC Timed 2NO+2NC Timed 1NO+1NC Inst. 2NO+2NC Inst.	 SP20S3+ SP20S4+ SP20S5+ SP20S6+	 1350 1765 1350 1765	1
Magnet Coil AC-PN Relays AC-PNI & PCN Relays DC Relays	 SP20MC ▪ SP20MC1▪ SP20MC2▪	 1900 1900 6140	1
Return Spring* (PNI & PCN) Coil Clip*	 SP20RS SP20CC	 325 515	1
Magnet frame assembly without coil	SP20 MA\MA1	2765	1
Knob assembly	SP20KA	100	10

+ These are supplied with plastic cover
* For DC Timers only
▪ To complete suffix voltage code refer to the table

- High Repeat Accuracy
- Operating Temperature - 40^0 to $+65^0$
- Mechanical and Electrical Life - 10 million operations

Voltage Suffix Code

Coil Voltage	24	110	220	240	415
AC Suffix M Code*	U	A	B	K	M
DC Suffix - Code	U1	A1	B1	K1	-

* KRTPN timers with 550V AC coil voltage, Prices available on request

Punched Grid Resistors



Applications:

- Speed Control Resistors
- Starting Resistors for AC and DC Motors
- Dynamic Braking Resistors
- Neutral Grounding Resistors (upto 11KV)

Features

- Special Chromiun Steel Alloy (AISI406) for :

a) Higher resistivity (approx 70% higher than others) This results in overall light and compact unit

b) Low temperature coefficient (approx 72% lower than others) This means negligible change in resistance values despite grid temperature variations (very important parameter in applications like crane controls)

c) Unbreakable and corrosion free Grids . Suitable for extreme vibration conditions

d) Drawout type of banks for ease of removal while replacements

e) Three rod construction for higher range resistance grid for improved mechanical strength

f) Individual grids are T.I.G. welded for consistent current path

g) Unique design using staggered grid pattern ensuring maximum air circulation

h) Terminal designed for 2 types of conductors ensuring flexibility

We also manufacture NGRs & DBRs

GST to be charged extra on PGR Prices

PGRs are 10 minutes rated.
Temp. rise : 375 deg over ambient

Dimensions in mm (WxHxD) : 673x152x250 **HSN Code - 8533**

Type	Resistance Per Bank	Continuous Rating	LP
	Ohms	Amps	[₹]
WL10	0.1	225	26725
WL12	0.125	200	23640
WL16	0.16	180	27315
WL20	0.2	150	27885
WL25	0.25	134	24625
WL32	0.32	118	21800
WL40	0.4	113	25215
WL50	0.5	100	21300
WL62	0.62	84	27490
WL80	0.8	75	24910
WL100	1	67	23155
WL125	1.25	64	25775
WL160	1.6	57	22245
WL200	2	54	24760
WL250	2.5	48	21860
WL320	3.2	43	19150
WL400	4	40	26665
WL500	5	35	19350
WL625	6.25	33	22100
WL800	8	29	20620
WL1200	12	21	22100
WL1600	16	19	21440

Dimensions in mm (WxHxD) : 800x152x250 **HSN Code - 8533**

Type	Resistance Per Bank	Continuous Rating	LP
	Ohms	Amps	[₹]
WLL20(M)-1	0.325	150	43360
WLL25(M)-1	0.54	134	41455
WLL32(M)-1	0.68	118	35155
WLL50(M)-1	0.864	100	29790

ACB's, MCCB's & FDP Products

BHARTIA
BCH

ULTRA POWER
Air Circuit Breakers

Ultra Power ACB's

- Range: 800A to 6300A in 3 frames
- Complete range conforms to IS/IEC 60947-2
- Manually & Electrically operated, Fixed/Draw-out versions
- Microprocessor based releases in basic & advance version
- Icu=Ics=Icw for 1 sec for total selectivity
- Modular & snap-fit accessories
- RoHS Compliant

X-Range MCCB's

- 3P range: 10A-1250A
- 4P range: 20A-1250A
- Breaking Capacity : 10kA to 50kA
- Tested & Certified as per IS/IEC-60947-2
- Available in Thermal Magnetic & Microprocessor based (LSI & LSIG) releases

FDP Products

MCB, RCCB, Isolator & Distribution Boxes

For above products, please refer "Control & Switchgear Products" price list

Controlgear

- BRAVO SERIES CONTACTORS
- FREEDOM / FS1 CONTACTORS
- CITATION SERIES
- AGRI CONTACTORS
- CAPACITY DUTY CONTACTORS
- DEFINITE PURPOSE CONTACTORS

BHARTIA
BCH

- **Contactors**
- **Overload Relays**
- **Electronic Over Current Relay**
- **Motor Protection Circuit Breaker**
- **Solid State Relay**



For above products, please refer "Control & Switchgear Products" price list

Motor Starters

Shakti DOL & Star Delta Starters

- DOL & Star Delta upto 24 A relay range
- Heavy duty 4 Pole Contactor
- Wide Band coil voltages (190-400V, 230-420V, 220-240V, 380-415V)
- Encapsulated & Hermetically sealed coil
- Automatic star delta with electronic timer for reliable changeover from star to delta
- Selection of manual & auto resetting of overload relay

BHARTIA
BCH

Citation DOL & Star Delta Starters

- Citation DOL & Star Delta Starters
- DOL upto 40 HP
- Semi Automatic upto 40 HP
- Fully Automatic upto 375 HP
- Heavy Duty 4 Pole Contactor
- Wide Band Coil Voltage (230-360V, 260-400V, 380-415V)
- Automatic Star Delta with Electronic Time for Reliable Changeover from Star to Delta
- Selection of Manual & Auto Resetting of Overload Relay

Shakti & Citation P Auto DOL starters

Parameter	Shakti Auto DOL	Citation P Auto DOL
Range	Upto 24A Relay	Upto 40A Relay or 22.5 HP
ON delay time	5 sec or 5 min option	5 sec to 5 min (Field adjustable)
Mode of operation	Auto/Manual/Manual SPP with selector switch	SPP with integrated Auto/Manual SPP/ Bypass selector switch
Protections	Phase reversal, Phase imbalance & Single phasing	

BK1 DOL & Semi Automatic Star Delta starters

- Range: DOL upto 7.5 H.P
- Range:Star Delta upto 15 H.P
- Wide Band Coil 250-400 V AC & 200-400 VAC

1-Phase DOL Starter

- Starter With 2 Pole CPGN Contactor and 2 Pole Overload Relay
- Encapsulated & Hermetically Sealed Coil
- Selection of Manual & Auto Resetting of Overload Relay
- Power Coated Deep Drwan Sheet Steel Enclosure for Excellent Finish & Durability

Mini Manual Starters

- Range Available upto 10 HP (3PH) & upto 3HP (1PH)
- Flush & Base Mounting Version Available
- Trips Automatically in Low Voltage Conditions (with UV Coil)
- Prevents Motor From Restarting When Powder Comes Back

For above products, please refer "Control & Switchgear Products" price list

Enclosure Systems

BHARTIA
BCH

- Bhartia Enclosure 2.0
- Terminal Box 2.0
- 'BCH-SS' (Stainless Steel) Boxes
- Terminal Boxes
- Bhartia Boxes
- TCE Series Enclosure
- Techno - Modular Enclosures
- Compartmentalized Enclosure (Fixed & Draw-out)
- Control Desk
- IT Racks - 19" and ETSI Racks
- Non Metallic Enclosure

For above products, please refer “Enclosures” price list

Motors

IE2, IE3 & IE4

50°C
ambient temperature

- Wide Range
- Range: 0.16 HP to 425 HP
- Robust Design - IE2/IE3/IE4 Versions
- Dynamically Balanced Motors
- Corrosion-Resistant Stator Frames
- High Efficient Stator Laminations With Superior Low Loss CRNGO Steel
- Full Tropicalised Design for Indian Conditions
- Class F Insulation
- Six Terminal Terminal Box Across the Range
- Various Mounting Possibilities
- Superior Aesthetics - RAL-5014 Paint Shade As Standard
- Customised Motore Design Capability
- Compatible A.C Drive & Soft Starter Range
- Nationwide sales & service network

Crane Duty Motors
Power:0.18 to 200.0 kW

Brake Motors
Power:0.12 to 55.0 kW

Multi Speed Motors
Power:0.12 to 150.0 kW

Duplex Cooling Motors
Power:160.0 to 500.0 kW

Fire Fighting Motors
Power: 3.7 to 250.0 kW

- Manufacturing in Quality Assurance System Compliant With ISO 9001

Power Factor Control Products

BHARTIA
BCH

- LT Power Capacitors - Cylindrical Type
- LT Power Capacitors - Box Type
- Freedom Series Capacitor Duty Contactor
- Super Heavy Duty Box Type Capacitor
- Detuned Reactors
- Thyristor Switched Module
- Automatic Power Factor Controllers (APFC) & Intelligent Power Factor Controllers (IPFC)
- Network Analysers
- APFC Panels

For above products, please refer “Control & Switchgear Products” price list

Automation Products

BHARTIA
BCH

- AC Drives
- Digital DC Drives
- Soft Starters
- e-prox Sensors
- Plug-in Relays
- Electronic Timers

For above products, please refer “Control & Switchgear Products” price list

BHARTIA

BCH

Price List

General Terms & Conditions

Prices are subject to change without any prior notice and will be applicable as prevailing at the time of dispatch.

- The prices are ex-works basis..
- The prices given in this list are effective as on date and are subject to change without notice.
- The List Prices (LP) mentioned are exclusive of GST.
- The duties, taxes and other statutory levies are based on rates prevailing at the time of billing. Any subsequent revision of those rates having retrospective effective shall be to customer's account.
- In case where any GST exemption has been claimed, the purchaser is responsible for providing the necessary GST exemption form within the specified period, failing which the purchaser would be liable for the payment of full GST plus applicable interest and penalties
- All Prices are in Indian Rupees (₹).
- Alteration made after receipt of confirmation of order are subject to price & delivery revisions and any other expenses or levies
- The dispute, if any, will be resolved mutually by discussion. However, if no settlement is forthcoming then, the Courts at New Delhi shall only have territorial jurisdiction to hear and decide the dispute.

Warranty

All products, unless specifically mentioned otherwise, shall have warranty, against manufacturing defects for a period of 18* months from the date of invoicing & 24 months from date of manufacturing whichever is later subject to the provision of proper usage and does not cover defects arising out of fire, accident, inefficient maintenance, faulty operation and willful or accidental damage. The manufacturer shall not be liable for any consequential loss, injury or damages attributable to defect or failure of its products.

* Proof of purchase to be retained to avail warranty.

a strong commitment
to serve better
always ...

Switchgear | Controlgear | Enclosures | Motor Starters & Submersible Pump Starters | Brakes and Crane Controls | MCC | PCC | Customised Solutions | Automation | Wires & Cables | Motors | Reactive Power Management

BHARTIA
BCH

BCH
ELECTRIC
LIMITED

www.bchindia.com

- Power Control Products
- Starters & Submersible Pump Starters
- Industrial Enclosures
- Industrial Products
- Wires & Cables
- Motor Control Products
- Power Bus Duct
- Customised Solution
- Automation

BHARTIA

BCH

BCH ELECTRIC LIMITED

GET IT ON Google Play

www.bchindia.com

BCH Customer Care

1800-103-9262

customercare@bchindia.com

Visit us at : www.bchindia.com

Registered & Corporate Office : 1105, New Delhi House, 27, Barakhamba Road, New Delhi - 110 001 Tel. : 91-11- 43673100
CIN : U31103DL1965PLC425953, Customercare No. 1800-103-9262, E-mail : marketing@bchindia.com
Works 1 : 20/4, Mathura Road, Faridabad - 121 006 (Haryana) Tel. : 0129-4063000/4293000 Fax : 0129-2304016
Works 2 : 64-68, Sector-7, IIE, Pant Nagar, Rudrapur, Udham Singh Nagar - 263 153 (Uttrakhand) Tel. : 05944-250214/16 Fax : 05944-250215

Sales Offices :

Ahmedabad
401, Shilp Zeveri,
Beside Shyamal Iconic,
Above Westside,
Shyamal Cross Road,
Ahmedabad - 380015
E-mail.: ahmedabad@bchindia.com

Bangalore
2nd Floor, 130/5,
K.H. Road (Double road),
Bangalore - 560 027
Tel. : 080-41144879 / 22236759
E-mail : bangalore@bchindia.com

Bhubaneswar
Mallick Commercial
Complex Plot No.: A/69, unit - 3
Bhubaneswar - 751 001
Tel.: 0674-2380988
E-mail.: bhubaneswar@bchindia.com

Chandigarh (Panchkula)
SCO -270, 2nd Floor,
Sector-16, Panchkula
Haryana-134 113
Tel.: 0172-5078957 / 5049905
E-mail.: chandigarh@bchindia.com

Chennai
Flat No. 3A, 3rd Floor,
Sree Apartments,
No.508, TTK Road,
Alwarpet, Chennai 600 018
Tel.: 044-24337046, 24337047
E-mail : chennai@bchindia.com

Coimbatore
87, Dr. Nanjappa Road,
Coimbatore - 641 018
Tel. : 0422-2305311 / 2302599
E-mail : coimbatore@bchindia.com

Delhi 1
801, Akash Deep Building,
26A, Barakhamba Road,
New Delhi - 110 001
Tel. : 011-23313878 / 43518200
E-mail : delhi@bchindia.com

Delhi 2
710, Deepali Building, 92
Nehru Place, New Delhi - 110
019 **Tel. : 011-45720334**
E-mail : delhi2@bchindia.com

Dehradun
8, Co-operative Industral Estate,
Patel Nagar, Dehradun-248001
E-mail : dehradun@bchindia.com

Faridabad
20/4, Mathura Road,
Faridabad - 121 006 (Haryana)
Telfax. : 0129-4293009
E-mail : faridabad@bchindia.com

Hyderabad
1-8-303/48/13/102, Arya One,
2nd Floor, P. G. Road,
Secunderabad - 500 003
Tel. : 040-66206263/27890306
Fax : 040-66207273
E-mail : hyderabad@bchindia.com

Indore
330-331, Indraprastha Tower,
3rd Floor, 6, M.G. Road,
Indore - 452 001
Tel. : 0731-2510011 / 2510012
E-mail : indore@bchindia.com

Jaipur
25, Hathroi, Gopalbari,
Jaipur - 302 001
Tel. : 0141-2363521
E-mail : jaipur@bchindia.com

Jamshedpur
A.J. Tower, 2B,
2nd Floor, R-Road, Bistupur,
Jamshedpur - 831 001
E-mail : jamshedpur@bchindia.com

Kolkata
Block 1E, 216,
Acharya Jagadish Chandra Bose
Road, Kolkata - 700 017
Tel. : 033-22871728 / 46021884
E-mail : kolkata@bchindia.com

Lucknow
Shop No. 3, First Floor,
Tower T-10, Millennium Place IBB - 2,
Sushant Golf City, Sultanpur Road,
Lucknow U.P. - 226030
Tel. : 0522-4025597/4025997
E-mail : lucknow@bchindia.com

Ludhiana
S.C.O.- 18, 2nd Floor,
Feroze Gandhi Market,
Ludhiana - 140 001
Tel. : 0161-5021807/5022808
E-mail : ludhiana@bchindia.com

Madurai
12, Parvathi Plaza-3rd Floor,
70 Feet Road, Ellis Nagar
Madurai-625016, Tamilnadu
Email: madurai@bchindia.com

Mumbai
A-151, Mittal Tower,
Nariman Point,
Mumbai - 400 021
Tel. : 022-22822947/22850162
Fax : 022-22822858
E-mail : mumbai@bchindia.com

Patna
No.703, 7th Floor, Luv Kush
Tower, Exhibition Road,
Patna - 800001

Pune
8, Sarosh Bhavan,
16-B/1, Dr. Ambedkar Road,
Pune - 411 001
Tel. : 020-41210002
E-mail : pune@bchindia.com

Raipur
6th Floor, Office No. 607,
Babylon Capital, Near Oswal
Petrol Pump, VIP Chowk,
G.E. Road, Raipur - 492 006
Tel. : 0771- 4045053
E-mail : raipur@bchindia.com

Vadodara
301, Third Floor, "Florence Classic",
10, Ashapuri Co-Op. Hsg. Soc. Ltd., Opp. VUDA
Housing, Near Cow Circle, Akota, Vadodara - 390 020
Tel. : 0265-2345068/2345069
Telefax : 0265-2345068,
E-mail : vadodara@bchindia.com

Other Branch Locations

Cochin : cochin@bchindia.com, **Guwahati** : guwahati@bchindia.com, **Vishakapatnam** : vizag@bchindia.com, **Surat** : surat@bchindia.com, **Trichy** : Trichy@bchindia.com

Resident Engineer Locations

Agra	Bhopal	Hospet	Kanpur	Muzaffarnagar	Rajahmundry	Silliguri	Varanasi
Ahmednagar	Calicut	Hubli	Karimnagar	Nanded	Ranchi	Solapur	Vijaywada
Ambala	Goa	Idukki	Karnal	Nashik	Rourkela	Srinagar	Vishakapatnam
Anantapur	Gulbarga	Jabalpur	Kota	Panipat	Rudarpur	Trivendrum	Vellore
Ankleshwar	Gurgaon	Jalandhar	Kurnool	Patna	Salem	Tirunelveli	Vilupuram
Aurangabad	Haridwar	Jodhpur	Midnapore	Puducherry	Sikar	Udaipur	Warangal
Bhiwadi	Hisar	Kashipur	Mahua	Rajkot	Silchar	Vapi	Yamunanagar

BCHPRICELIST/ Core Products /REV.1.0/June2025

Since product improvement is a continuous process, the data furnished in this brochure may undergo revision without prior notice.