

ILLUMINATION **PRODUCT** RECKONER



MARCH 2022.



BAJAJ

Bajaj Electricals Ltd.

Inspiring Trust

“Enlightening lives through smart products and sustainable innovations.”

Bajaj Electricals Limited (BEL) is a globally renowned and trusted company from the house of Bajaj Group. The core principles of BEL have been manifested from the Gandhian set of values by our founding father, Jamnalal Bajaj. Our current leaders follow this as our legacy, ‘Inspiring Trust’ in our everyday endeavours.

Our businesses consist of world-class lighting products under Bajaj Illumination and dependable consumer products (Appliances, Fans & Lighting). In addition, Bajaj also presents itself in the premium home appliances and cookware segments with brands like Morphy Richards and Nirlep.

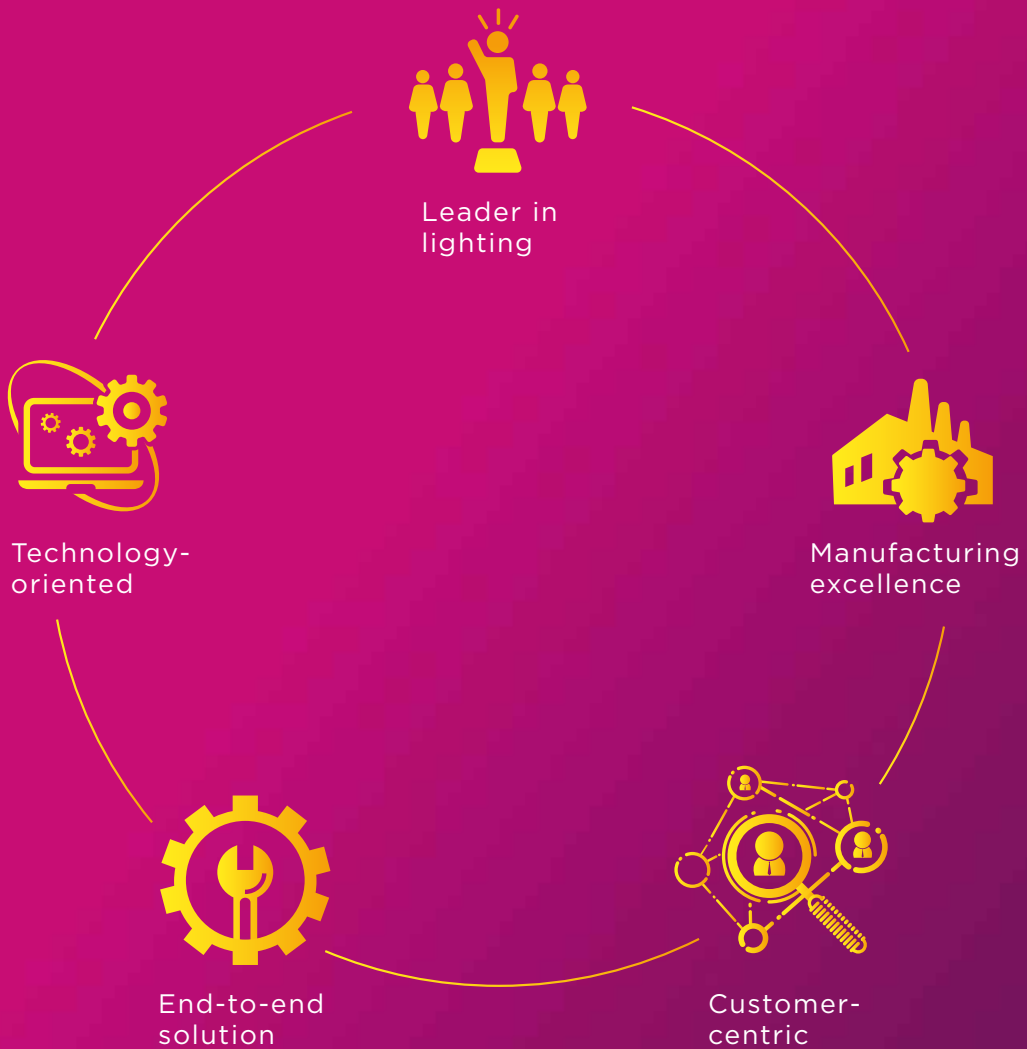
Apart from work, we also believe in bringing change in the society through our philanthropic work. Our Corporate Social Responsibility (CSR) division rests on sustainability, gender diversity, employee volunteering and community outreach programmes.



Illumination Business

With unparalleled expertise of multiple decades, BEL is India's largest provider of complete illumination solutions. Be it indoor, outdoor, or infrastructural development, we operate to enhance the quality of life and to bring happiness with sustainability. BEL provides best-in-class functionality and energy efficient solutions for turn-key infrastructural development. Our focus is on continued upgradation through smart technology and cloud connectivity.

Our strengths



Bajaj Illumination

Concept to Care

R&d
manufacturing
facilities



Complete
product
basket



Smart &
connected
solutions



Supply -
installation
- testing &
commissioning
(Sitc)



Lighting
design &
engineering
service



Complete life
cycle
management -
service &
maintenance



R&D centre AB square



With an objective of creating innovative products that offer best solutions to consumers, a modern R&D centre 'AB SQUARE' was set up at Navi Mumbai.

Our laboratory testing facility is NABL accredited. State of art equipment's like Photo Goniometer, Test benches, IP testing etc.

The R&D Centre - 'AB SQUARE' developed by Bajaj Electricals has been certified Platinum status for Leadership in Energy and Environmental Design (LEED) by the United States Green Building Council (USGBC) which is the highest Green Building Standard for its design, operation and maintenance that aims to help building owners and operators be environmentally responsible.





Smart & connected outdoor lighting



BEL CitiSol is a smart outdoor and connected solutions platform. Keeping the government's mission in sight for smart cities along with increasing requirement to make lives safer & easier, BEL has come up with this system that offers end-to-end smart solutions with capabilities to integrate with third-party legacy systems. With strong in-house SITC capabilities, BEL CitiSol will operate and maintain the deployed smart solution with prompt and effective service for best customer experience. BEL CitiSol leverages IoT technologies and brings an innovation in the form of different solutions. With implementation of this platform, BEL will become one-stop for your complete smart solutions needs.

Our foot-prints in smart connected lighting



BEL Citisol lighting management solution

Solution offerings

- Communication protocol agnostic solution
- Efficient operation of street lighting installations
- Remote diagnostics and maintenance of street lighting installations
- Generation of useful metrics for analysis
- Asset mapping with geo-location

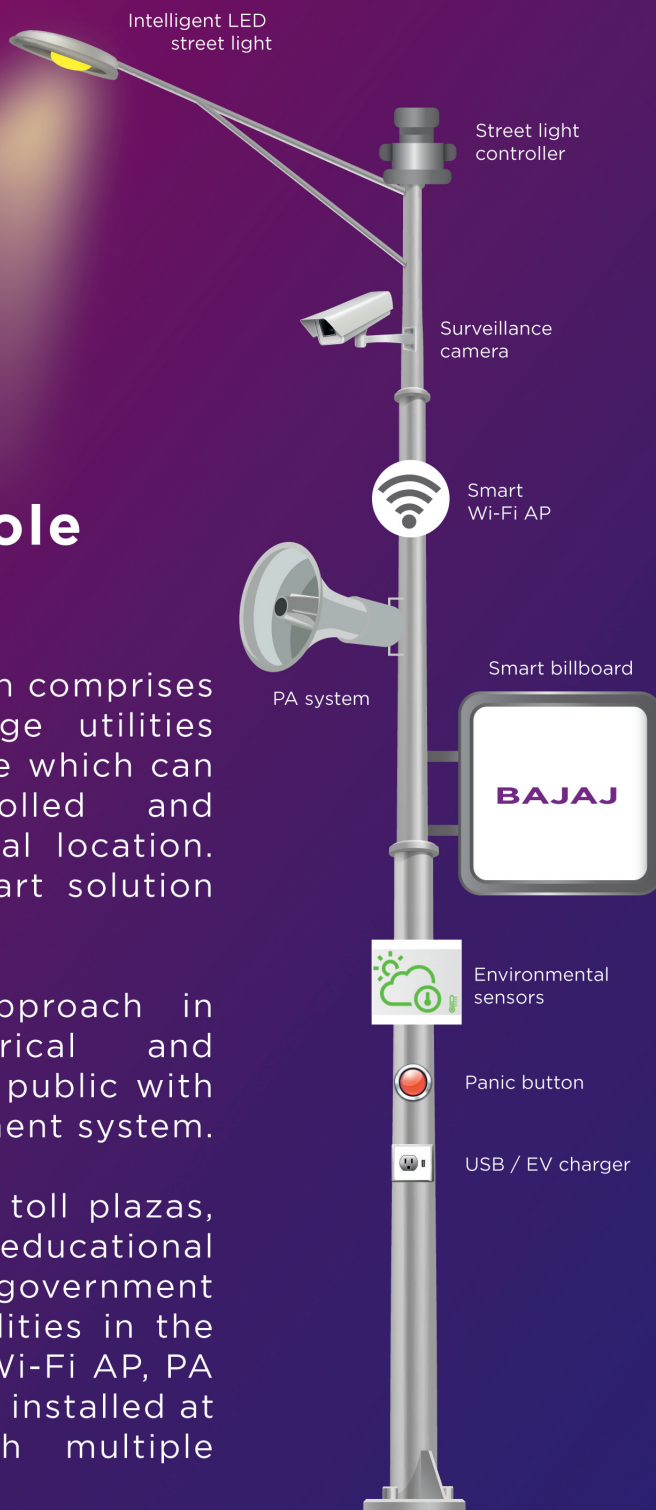


Smart utility pole solution

Smart utility pole solution comprises of multiple public usage utilities mounted on a single pole which can be monitored, controlled and configured from a central location. These utilities bring smart solution to the people.

It brings a unified approach in providing the electrical and connectivity infra to the public with a central utility management system.

Public places like parks, toll plazas, Commercial premises, educational institute campuses, government offices have multiple utilities in the form of CCTV cameras, Wi-Fi AP, PA system, and Panic button installed at separate locations with multiple control points.



Index



Commercial lighting

14



Industrial lighting

28



IBMS

38



Street lighting

44



Area lighting

51



Sports lighting

57



Landscape lighting

60



Solar lighting

68



**Architectural
outdoor lighting**

72



Highmast & Poles

80

COMMERCIAL LIGHTING




Lighting for commercial space is not just about functionality but also for overall ambiance and user experience in areas like office, hospitality, education and retail. Lighting is now designed to achieve well-being by providing visual comfort and enhanced attentiveness, thereby achieving improved productivity. Lighting aims to improve emotional health by keeping positive moods.

COMMERCIAL LIGHTING



LINEAR LIGHTING SOLUTIONS

NEW



LEVITAIRE

Suspended / Surface Linear Connect luminaire. Well designed extruded aluminium housing linear profile with efficacy 110 lm/W and perfect optic controls. Suitable for modern open office space. with 55mm width.

CATEGORY REFERENCE	WATTAGE	CCT	MRP(₹)
BPCS 20W LED 4F D WH	20 W	5700K	7,400
BPCS 28W LED 4F D WH	28 W	5700K	7,400
BPCS 40W LED 4F D WH	40 W	5700K	7,600
BPCS 40W LED 8F D WH	40 W	5700K	13,500
BPCS 56W LED 8F D WH	56 W	5700K	13,500

*Also available in 3000K & 4000K.

NEW



LEVITAIRE

Recess Linear Connect luminaire. Well designed extruded aluminium housing linear profile with efficacy 110 lm/W and perfect optic controls. Suitable for modern open office space. with 55mm width.

CATEGORY REFERENCE	WATTAGE	CCT	MRP(₹)
BRCS 20W LED 4F D WH	20 W	5700K	7,200
BRCS 28W LED 4F D WH	28 W	5700K	7,200
BRCS 40W LED 4F D WH	40 W	5700K	7,400
BRCS 40W LED 8F D WH	56 W	5700K	12,500

*Also available in 3000K & 4000K.





LINEAR LIGHTING SOLUTIONS

NEW



LEVIATRE

Connector for linear surface & suspended profile


CATEGORY REFERENCE	SHAPES	MRP(₹)
Linear Connector		On Request
L Connector		On Request
T Connector		On Request
X Connector		On Request



TRANSLITE

Designer suspended luminaire for modern office spaces

CATEGORY REFERENCE	WATTAGE	CCT	MRP(₹)
BTL 28W 3U7D WH (FLAT WING)	28 W	5700K	9,700
BTL TW 28W 3U7D WH (TILTED WING)	28 W	5700K	9,700
BTL 36W 3U7D WH (FLAT WING)	36 W	5700K	9,700
BTL TW 36W 3U7D WH (TILTED WING)	36 W	5700K	9,700



SKYLUX GX

Recessed mounted 1ft x 4ft commercial luminaire with CRCA housing suitable for open offices, hospitals and educational institutions.


CATEGORY REFERENCE	WATTAGE	CCT	MRP(₹)
BZRSLL 36L LED GX WH SD	36 W	5700K	6,200
BZRSLL 30L LED GX WH SD	30 W	5700K	6,200



SKYLUX

Surface mounted 1ft x 4ft commercial luminaire with CRCA housing suitable for open offices, hospitals and educational institutions.

CATEGORY REFERENCE	WATTAGE	CCT	MRP(₹)
BZSSLL 36L LED WH I	36 W	5700K	6,800
BZSSLL 45L LED WH I	45 W	5700K	6,800



TECHZONE

Recessed mounted office lighting luminaire with powder coated CRCA housing suitable for Techzone ceiling

CATEGORY REFERENCE	WATTAGE	CCT	MRP(₹)
BRTZ 28W LED WH	28 W	5700K	8,000
BRTZ 36W LED WH	36 W	5700K	8,000

TROFFERS



NEW

SKYLUX GLADDEN

Diffused Recess mounted 2ft x 2ft luminaire. Deep drawn CRCA housing with Efficacy of 100lm/W provides uniform illumination. Designed to create best in class illumination and suitable for office applications.

CATEGORY REFERENCE	WATTAGE	CCT	MRP(₹)
BZRSQ L 30L LED GX WH	30 W	5700K	5,500
BZRSQ L 36L LED GX WH	36 W	5700K	5,500
BZRSQ L 36L LED GX NW	36 W	4000K	5,500
BZRSQ L 36L LED GX CW	36 W	6500K	5,500
BZRSQ L 42L LED GX WH	42 W	5700K	5,800

Note: For POP/Gypsum ceiling frame to be ordered separately



NEW

SKYLUX GLADDEN PRO

Recessed mounted 2ft x 2ft luminaire with deep drawn CRCA housing. Efficacy of 120lm/W. Designed for optimal lighting with comfortable experience through its classic design & glare free soft illumination.

CATEGORY REFERENCE	WATTAGE	CCT	MRP(₹)
BZRSQ L 30L LED GX PRO WH	24 W	5700K	6,000
BZRSQ L 36L LED GX PRO WH	30 W	5700K	6,000
BZRSQ L 43L LED GX PRO WH	36 W	5700K	6,000

Note: For POP/Gypsum ceiling frame to be order separately



SKYLUX GX

Recessed mounting 2ft x 2ft luminaire. Efficacy 100lm/W. Deep drawn CRCA housing with high efficiency. Isolated driver. Designed with low glare and comfortable experience through its classic design & glare free soft illumination.

CATEGORY REFERENCE	WATTAGE	CCT	MRP(₹)
BZRSQL 36W LED GX WH	36 W	5700K	5,800
BZRSQL 43W LED GX WH	43 W	5700K	5,800



SKYLUX XE

Recessed mounting 2ft x 2ft luminaire. Efficacy 120lm/W. White powder coated CRCA housing. Seamless front frame with flat white high transmission acrylic cover suitable for all kind of office applications.

CATEGORY REFERENCE	WATTAGE	CCT	MRP(₹)
BZRSQL 24L XE WH OD SD	20 W	5700K	6,500
BZRSQL 30L XE WH OD SD	24 W	5700K	6,500
BZRSQL 36L XE WH OD SD	30 W	5700K	6,800
BZRSQL 43L XE WH OD SD	36 W	5700K	6,800
BZRSQL 57L XE WH OD SD	48 W	5700K	7,200



SKYLUX G54

IP 54, white powder coated CRCA housing 2ft x 2ft luminaire with high power LEDs specially designed for sensitive areas / labs / food industries / semi clean room where any object / partial entry in luminaire is not permissible.

CATEGORY REFERENCE	WATTAGE	CCT	MRP(₹)
BZSSQL 36W LED G54 WH	36 W	5700K	7,000
BZSSQL 36W LED G54 NW	36 W	4000K	7,000



SKYLUX G1 PIR

Well designed 2ft x 2ft white powder coated CRCA housing with in-built PIR sensor. Can detect motion from 5 mtr height, coverage 7mtr, efficient and aesthetically well designed for all office applications.

CATEGORY REFERENCE	WATTAGE	CCT	MRP(₹)
BZRSQL 36W GZ1 WH PIR	36 W	5700K	7,500
BZRSQL 36W GZ1 NW PIR	36 W	4000K	7,500



SKYLUX HCL WITH PHOTOVITA APP

Recessed mounted 2ft x 2ft Intelligent auto tunable luminaire adapts the light intensity & colour to the individual needs of the user hence improves personal work condition and performance. With the entire HCL System the luminaire can be operated and controlled by Photovita mobile application.


CATEGORY REFERENCE	WATTAGE	CCT	MRP (₹)
BZRSQ L R 36W LED HCL OD SD	36 W	Auto tunable 2500K - 6500K	15,000
BZRSQ L R 36W LED HCL VS SD	36 W		16,000
BGW 16N HCL O Wi-Fi	Wi-Fi Router + Gateway		15,000



SKYLUX SURFACE

Surface mounted powder coated CRCA housing 2ft x 2ft luminaire providing uniform suitable for all kind of open office applications.

CATEGORY REFERENCE	WATTAGE	CCT	MRP(₹)
BZSSQ L 36L LED WH GX	36 W	5700K	7,000
BZSSQ L 45L LED WH GX	45 W	5700K	7,000



SKYLUX

Recessed mounted 1ft x 1ft commercial luminaire with powder coated CRCA housing suitable for all office applications.

CATEGORY REFERENCE	WATTAGE	CCT	MRP(₹)
BZRSQ L 18L WH OD SD	18 W	5700K	3,000
BZRSQ L 24L WH OD SD	24 W	5700K	4,500



SKYLUX SURFACE

Surface mounted 1ft x 1ft commercial luminaire with powder coated CRCA housing suitable for all office applications.

CATEGORY REFERENCE	WATTAGE	CCT	MRP(₹)
BZSSQ L 18L WH LED	18 W	5700K	3,200
BZSSQ L 24W WH LED	24 W	5700K	5,200

DOWNLIGHT

NEW



GLINT RD

Edge lit sleek round recessed mounted LED downlight with white powder coated die cast housing and diffuser for low glare illumination.

CATEGORY REFERENCE	WATTAGE	CCT	MRP(₹)
BGSLO Sleek Recess RD 6W WH LED	6 W	6500K	8,00
BGSLO Sleek Recess RD 12W WH LED	12 W	6500K	1,200
BGSLO Sleek Recess RD 15W WH LED	15 W	6500K	1,500
BGSLO Sleek Recess RD 18W WH LED	18 W	6500K	1,650

NEW



GLINT SQ

Edge lit sleek square recessed mounted LED downlight with white powder coated die cast housing and diffuser for low glare illumination.

CATEGORY REFERENCE	WATTAGE	CCT	MRP(₹)
BGSLO Sleek Recess SQ 6W WH LED	6 W	6500K	850
BGSLO Sleek Recess SQ 12W WH LED	12 W	6500K	1,250
BGSLO Sleek Recess SQ 15W WH LED	15 W	6500K	1,550
BGSLO Sleek Recess SQ 18W WH LED	18 W	6500K	1,700

*Also available in 4000K.



RADIANCE

Recessed mounted round downlight made with engineered plastic housing and white powder coated finish. Suitable for all office lighting applications.

CATEGORY REFERENCE	WATTAGE	CCT	MRP(₹)
BPSLR 9W LED WH RD SD	9 W	5700K	600
BPSLR 12W LED WH RD SD	12 W	5700K	900
BPSLR 15W LED WH RD SD	15 W	5700K	950
BPSLR 18W LED WH RD SD	18 W	5700K	1,350

*Also available in 4000K.



RADIANCE

Recessed mounted square downlight made with engineered plastic housing and white powder coated finish. Suitable for all office lighting applications.

CATEGORY REFERENCE	WATTAGE	CCT	MRP(₹)
BPSLR 9W LED WH SQ SD	9 W	5700K	650
BPSLR 12W LED WH SQ SD	12 W	5700K	950
BPSLR 15W LED WH SQ SD	15 W	5700K	1,000
BPSLR 18W LED WH SQ SD	18 W	5700K	1,400

*Also available in 4000K.



NEW

RADIANCE RIMLESS

Surface mounted rimless round downlight. Molded in engineering plastic, it offers best in class high lumen output & wider distribution.

CATEGORY REFERENCE	WATTAGE	CCT	MRP(₹)
BPSLR Surface 6W LED WH RD SD	6 W	6500K	700
BPSLR Surface 12W LED WH RD SD	12 W	6500K	950
BPSLR Surface 15W LED WH RD SD	15 W	6500K	1,100
BPSLR Surface 18W LED WH RD SD	18 W	6500K	1,250
BPSLR Surface 24W LED WH RD SD	24 W	6500K	1,600

*Also available in 4000K.



NEW

RADIANCE RIMLESS

Surface mounted rimless square downlight. Molded in engineering plastic, it offers best in class high lumen output & wider distribution.

CATEGORY REFERENCE	WATTAGE	CCT	MRP(₹)
BPSLR Surface 6W LED WH SQ SD	6 W	6500K	750
BPSLR Surface 12W LED WH SQ SD	12 W	6500K	1,000
BPSLR Surface 15W LED WH SQ SD	15 W	6500K	1,150
BPSLR Surface 18W LED WH SQ SD	18 W	6500K	1,300
BPSLR Surface 24W LED WH SQ SD	24 W	6500K	1,700

*Also available in 4000K.



DOVEE

Recess mounted backlit downlight with high efficiency of >105lm/W. Die cast aluminum housing and high efficient acrylic diffuser.

CATEGORY REFERENCE	WATTAGE	CCT	MRP(₹)
BZSLO nxt 12L LED WH SD	12 W	5700K	1,650
BZSLO nxt 15L LED WH SD	15 W	5700K	1,850
BZSLO nxt 18L LED WH SD	18 W	5700K	2,500
BZSLO nxt 24L LED WH SD	24 W	5700K	2,800

*Also available in 4000K.



NEW

GLINT COB

Recessed mounted deep recessed adjustable/fix downlight for good-quality to enhance the display of retail showroom, passage, corridors, accent lighting,

CATEGORY REFERENCE	WATTAGE	CCT	MRP(₹)
BCDLR 7W LED WH	7 W	6500K	1,350
BCDLR 9W LED WH	9 W	6500K	1,600
BCDLR 12W LED WH	12 W	6500K	1,800
BCDLR 15W LED WH	15 W	6500K	2,100
BCDLR 18W LED WH	18 W	6500K	2,700
BCDLR 24W LED WH	24 W	6500K	3,200
BCDLR 30W LED WH	30 W	6500K	4,000

*Also available in 3000K and 4000K.



AMERIS

Circular recessed mounted luminaire in die-cast aluminium housing. Suitable for all office lighting applications and break out areas.

CATEGORY REFERENCE	WATTAGE	CCT	MRP(₹)
BXTAR 30W LED NW	30 W	4000K	On Request
BXTAR 36W LED NW	36 W	4000K	On Request
BXTAR 40W LED NW	40 W	4000K	On Request



AMERIS PENDENT

Circular suspended mounted luminaire in die-cast aluminium housing. Suitable for all office lighting applications and break out areas.

CATEGORY REFERENCE	WATTAGE	CCT	MRP(₹)
BXTAP 30W LED NW	30 W	4000K	On Request
BXTAP 36W LED NW	36 W	4000K	On Request
BXTAP 40W LED NW	40 W	4000K	On Request

BATTENS & TUBE LIGHTS



NEW

DAWN

Extruded Aluminum LED batten (4ft) for surface and pendant applications.

CATEGORY REFERENCE	WATTAGE	CCT	MRP(₹)
BCLAB 20W LED P	20 W	6500K	950
BCLAB 40W LED P	40 W	6500K	1,250




NEW

DAWN PLUS

SMART Extruded Aluminum LED batten (4ft) with higher efficacy. With microwave sensor to save more energy. Reduces the light intensity by 70% during non-occupancy.


CATEGORY REFERENCE	WATTAGE	CCT	MRP(₹)
BCLAB 20W LED P S	20 W	6500K	1,500



LED BATTEN

Engineering plastic batten with white acrylic cover sleek design with high efficiency for wall & surface mounted applications.

CATEGORY REFERENCE	WATTAGE	CCT	MRP(₹)
BCLSB 05 WH	5 W	6500K	500
BCLSB 10 WH	10 W	6500K	600
BCLSB 10 NW	10 W	4000K	600
BCLSB 18 WH	18 W	6500K	850
BCLSB 18 NW	18 W	4000K	850
BCLSB 20 WH	20 W	6500K	900



LED TUBE LIGHT

LED tube with polycarbonate housing designed for high performance.

CATEGORY REFERENCE	WATTAGE	CCT	MRP(₹)
BLRB 18W CW LED	18 W	6500K	750
BLRB 18W CWI LED	18 W	6500K	900
BLRB 20W LED	20 W	6500K	850
BLRB 20W CW LED S (<10% THD)	20 W	6500K	1,000



CRCA housing box type luminaire suitable for T8 LED tube

CATEGORY REFERENCE	WATTAGE	CCT	MRP(₹)
BLRB-DB 118 I	1x18/20 W	-	300
BLRB-DB 118	1x18/20 W	-	450
BLRB-DB 218	2x18/20 W	-	550



LED STRIP

IP 65 Non-integral flexible LED strip light with high brightness for indoor and outdoor applications. Strip can be cut at marked interval to suit desired length.

CATEGORY REFERENCE	WATTAGE	CCT	MRP(₹)
.nxt 75W PROFESSIONAL LED STRIP IP65 WH	75 W	6500k	1,500
.nxt 75W PROFESSIONAL LED STRIP IP65 WW	75 W	3000K	1,500
.nxt 75W PROFESSIONAL LED STRIP IP65 NW	75 W	4000K	1,500
.nxt 75W PROFESSIONAL LED STRIP IP20 WH	75 W	6500K	1,250
.nxt 75W PROFESSIONAL LED STRIP IP20 WW	75 W	3000K	1,250
.nxt 75W PROFESSIONAL LED STRIP IP20 NW	75 W	4000K	1,250

Note: Driver to be ordered separately.



LED STRIP

IP 20 Non-integral flexible LED strip light with high brightness for indoor applications. Strip can be cut at marked interval to suit desired length.

CATEGORY REFERENCE	WATTAGE	CCT	MRP(₹)
.nxt 25W PROFESSIONAL LED STRIP IP65 WH	25 W	6500k	1,225
.nxt 25W PROFESSIONAL LED STRIP IP65 WW	25 W	3000k	1,225
.nxt 25W PROFESSIONAL LED STRIP IP65 NW	25 W	4000k	1,225
.nxt 25W PROFESSIONAL LED STRIP IP20 WH	25 W	6500k	975
.nxt 25W PROFESSIONAL LED STRIP IP20 WW	25 W	3000k	975
.nxt 25W PROFESSIONAL LED STRIP IP20 NW	25 W	4000k	975

Note:Driver to be ordered seperately.



LED DRIVER

For above LED Strip


CATEGORY REFERENCE	WATTAGE	CCT	MRP(₹)
.nxt 75W LED Strip Driver IP65	75 W	-	4,300
.nxt 75W LED Strip Driver IP20	75 W	-	2,400
.nxt 25W LED Strip Driver IP65	25 W	-	2,600
.nxt 25W LED Strip Driver IP20	25 W	-	1,100

Commercial lighting installations

Railway station,
Pune



Office at,
River front
Ahmedabad



Max hospital



Nagpur Metro,
Rahate colony
station





INDUSTRIAL LIGHTING

We provide efficient lighting solutions in manufacturing factories, warehouses, F&B, logistics and heavy industries, with the advent of Industry 4.0, industrial areas are being recreated to provide smart solutions to users. Lighting is a very significant part of it. We have designed it for connecting beyond lux levels.

INDUSTRIAL LIGHTING



HIGHBAY

NEW



NUKE

Highbay luminaire with pressure die-cast housing, integrated PC optics and 150 lm/W Efficacy. 4kV inbuilt and 10 kV external surge protection. IP 66 ingress protection with additional safety chain.

CATEGORY REFERENCE	WATTAGE	CCT	MRP(₹)
BIHNC 100W WH NB PC SD	100 W	5700K	20,000
BIHNC 120W WH NB PC SD	120 W	5700K	22,000
BIHNC 150W WH NB PC SD	150 W	5700K	25,000
BIHNC 200W WH NB PC SD	200 W	5700K	29,000

*Available in WB Optics on request. NB-60° and WB-90°.

NEW



NUKE

Highbay luminaire with pressure die-cast housing, toughened glass and 130 lm/W Efficacy. 4kV inbuilt and 10 kV external surge protection. IP 66 ingress protection with additional safety chain.

CATEGORY REFERENCE	WATTAGE	CCT	MRP(₹)
BIHNC 100W WH NB TG SD	100 W	5700K	22,000
BIHNC 120W WH NB TG SD	120 W	5700K	24,000
BIHNC 150W WH NB TG SD	150 W	5700K	27,000
BIHNC 200W WH NB TG SD	200 W	5700K	30,000

*Available in WB Optics on request. NB-60° and WB-90°.



BLAZE PRO

Highbay luminaire with PDC Housing, elliptical shaped LED Highbay luminaire with PC Diffuser with 150lm/w efficacy, Equipped with 4kv inbuilt surge protection, IP65 Protection rating.

CATEGORY REFERENCE	WATTAGE	CCT	MRP(₹)
BGHBM PRO B 120L WH NB SD	80 W	5700K	20,000
BGHBM PRO B 150L WH NB SD	100 W	5700K	22,000
BGHBM PRO B 180L WH NB SD	120 W	5700K	24,000
BGHBM PRO B 225L WH NB SD	150 W	5700K	27,000
BGHBM PRO B 300L WH NB SD	200 W	5700K	30,000



TENTO

Highbay luminaire with PDC Housing, round shaped LED highbay Luminaire with PC Diffuser with 110lm/w efficacy, Equipped with 4kv inbuilt surge protection, IP65 Protection rating.

CATEGORY REFERENCE	WATTAGE	CCT	MRP(₹)
TENTO nxt B 60L WH NB SD	60 W	5700K	15,000
TENTO nxt B 88L WH NB SD	80 W	5700K	17,000
TENTO nxt B 110L WH NB SD	100 W	5700K	19,000
TENTO nxt B 132L WH NB SD	120 W	5700K	21,000
TENTO nxt B 165L WH NB SD	150 W	5700K	23,000



RAYS

Highbay luminaire with PDC Housing, square Shaped LED Highbay luminaire with toughened Glass with 125 lm/w efficacy, Equipped with 4kv inbuilt and 10kv external Surge Protection for additional safety, IP66 Protection rating, Provided with Cradle and Eye bolt for ease of mounting.

CATEGORY REFERENCE	WATTAGE	CCT	MRP(₹)
BGPPH 200W LED WH	200 W	5700 K	30,000
BGPPH 240W LED WH	240 W	5700 K	32,000
BGPPH 300W LED WH	300 W	5700 K	35,000



BLAZE LINEAR

AL Housing, Linear shaped LED Highbay luminaire with PC Lense cover with 130 lm/w efficacy, Equipped with 4kv inbuilt surge protection, IP66 Protection rating. Provided with Cradle for mounting.


CATEGORY REFERENCE	WATTAGE	CCT	MRP(₹)
BGHBM nxt BL 78L WH SY SD	60W	5700K	15,000
BGHBM nxt BL 104L WH SY SD	80W	5700K	18,000
BGHBM nxt BL 130L WH SY SD	100W	5700K	21,000
BGHBM nxt BL 156 L WH SY SD	120W	5700K	24,000
BGHBM nxt BL 195L WH SY SD	150W	5700K	27,000

INDUSTRIAL LIGHTING



CANOPY & WELL GLASS

NEW



LUCID

AL PDC housing LED Canopy Luminaire with toughened Glass. 120lm/w efficacy, Equipped with only 4 screws for ease of maintenance, 4 kv inbuilt and 10 kv external Surge protection provided for additional safety, IP 66 Protection rating, Cradle is provided for ease of installation.

CATEGORY REFERENCE	WATTAGE	CCT	MRP(₹)
BICLD 80W WH TG SD	80W	5700K	10,000
BICLD 100W WH TG SD	100W	5700K	12,000



VERDANT

AL PDC Housing LED Wellglass Luminaires with PC Clear diffuser. Equipped with 4kv inbuilt surge protection, IP65 Protection rating. Eye bolt is provided for mounting.

CATEGORY REFERENCE	WATTAGE	CCT	MRP(₹)
BIWDN 30W LED PC WH P	30W	5700K	4,000
BIWDN 35W LED PC WH P	35W	5700K	4,200
BIWDN 40W LED PC WH P	40W	5700K	4,400
BIWDN 45W LED PC WH P	45W	5700K	4,600

NEW



VERDANT PRO

AL PDC Housing LED Wellglass Luminaires with OPAL diffuser, Equipped with 4kv inbuilt surge protection, IP66 Protection rating. Eye bolt & Cradle (Optional) is provided for mounting.

CATEGORY REFERENCE	WATTAGE	CCT	MRP(₹)
BIWDN 30W LED WH EC OD P	30W	5700K	3,800
BIWDN 35 W LED WH EC OD P	35W	5700K	4,000
BIWDN 40W LED WH EC OD P	40W	5700K	4,200
BIWDN 45L LED WH EC OD P	45W	5700K	4,400

INDUSTRIAL LIGHTING



BATTEN



LINEA

PC Housing - PC Diffuser, weatherproof LED batten Luminaire with 120Lm/w efficacy ,Equipped with 4kv inbuilt surge protection, IP65 Protection rating ,Durable industrial lighting solution luminaire with integrated LED channel.

CATEGORY REFERENCE	WATTAGE	CCT	MRP(₹)
BIPC 20W LED (2ft.)	20W	5700K	3,500
BIPC 40W LED XE (4ft.)	40W	5700K	5,000



NEW

LUXBLADE

PC Housing - PC Diffuser watherproof LED batten Luminaire with 110Lm/w Efficacy,Equipped with 4kv inbuilt surge protection, IP66 Protection rating ,Durable industrial lighting solution luminaire with integrated LED channel.

CATEGORY REFERENCE	WATTAGE	CCT	MRP(₹)
BIBLB 20W WH PC SD	20W	5700K	3,000
BIBLB 36W WH PC SD	36W	5700K	4,000



LINEA

AL extrusion Housing LED batten Luminaire with 120Lm/w Efficacy, Equipped with 4 kv inbuilt surge protection, IP20 Protection rating,Suitable for surface/Suspended mounting applications

CATEGORY REFERENCE	WATTAGE	CCT	MRP(₹)
BLTRU nxt SP 24L WH PC SD	20W	5700K	2,000
BLTRU nxt SP 48L WH PC SD	40W	5700K	3,000

NEW



LINEA LED PLUS

PC Housing & Diffuser , industrial Fixture with P65 Protection - suitable for single tube and twin tube (4ft T8) option as per site lighting level requirements.

CATEGORY REFERENCE	WATTAGE	CCT	MRP(₹)
BJI 118 LED PC	NA	NA	2,000
BJI 218 LED PC	NA	NA	2,300

**LED tubes to be ordered separately

BULKHEAD



WEE PLUS

PDC Housing LED Bulkhead Luminaire with Opal diffuser, Equipped with 2kv inbuilt surge protection with IP 65 protection rating.

CATEGORY REFERENCE	WATTAGE	CCT	MRP(₹)
BIBWP 10W LED	10W	5700	1,300

INDUSTRIAL LIGHTING



CLEANROOM

NEW



PRISTINE GEN 2

Pristine Gen 2- CRCA Housing and Screw Less Frame structure with PMMA Diffuser LED Cleanroom luminaire(2X2), Recessed mounted bottom opening variant with IP54 Protection.

CATEGORY REFERENCE	WATTAGE	CCT	MRP(₹)
BPRF 36W WH SL LED	36 W	5700K	8,000
BPRF 45W WH SL LED	45 W	5700K	10,000
BPRF 60W WH SL LED	60 W	5700K	12,000
BPRF 80W WH SL LED	80 W	5700K	14,000

NEW



PRISTINE GEN 2

CRCA Housing with PMMA Diffuser LED Cleanroom luminaire(2X2), Recessed mounted top opening variant with IP65 Protection.

CATEGORY REFERENCE	WATTAGE	CCT	MRP(₹)
BPRR 36W WH LED	36 W	5700K	On request
BPRR 45W WH LED	45 W	5700K	On request
BPRR 60W WH LED	60 W	5700K	On request
BPRR 80W WH LED	80 W	5700K	On request

FLAME PROOF LUMINAIRES

NEW



HIGHBAY

AI PDC housing integrated LED Flameproof Highbay Luminaire with heat resistant toughened glass. IP66 Protection rating & Suitable for Zone 1 & 2 and Gas/Vapor group IIA & IIB. T6 Temperature class compatible.

CATEGORY REFERENCE	WATTAGE	CCT	MRP(₹)
BIFPHB 100W LED SD	100 W	5700K	25,000
BIFPHB 120W LED SD	120 W	5700K	30,000

NEW



WELLGLASS

AL PDC Housing integrated LED Flameproof Wellglass Luminaire with heat resistant toughened glass. IP66 Protection rating & Suitable for Zone 1 & 2 and Gas/Vapor group IIA & IIB. T6 Temperature class compatible.

CATEGORY REFERENCE	WATTAGE	CCT	MRP(₹)
BIFPWG 40W CLED SD	40 W	5700K	12,000
BIFPWG 70W CLED SD	70 W	5700K	15,000

NEW



BATTEN

AL housing fixture suitable for single and twin, T8 tube of 18/20W. IP66 Protection rating & Recommended for Zone 1 & 2. Gas/Vapor group of IIA & IIB.

CATEGORY REFERENCE	WATTAGE	CCT	MRP(₹)
BIFPBT118	1X18 W	5700K	13,000
BIFPBT218	2X18 W	5700K	15,000

**LED tubes to be ordered separately

NEW



CLEANROOM

Integrated LED flameproof bottom opening Cleanroom luminaire, IP66 protection rating. Recommended for Zone 1 & 2. Gas/Vapor group of IIA & IIB.

CATEGORY REFERENCE	WATTAGE	CCT	MRP(₹)
BIFPCLBO36W	36 W	5700K	18,000
BIFPCLBO45W	45 W	5700K	22,000
BIFPCLBO60W	60 W	5700K	25,000

Industrial lighting installations

Pune Metro



Petrol station lighting,
Erode, TN



Kanpur Metro



Industry at Gujarat

Warehouse at
Lucknow

INTEGRATED BUILDING MANAGEMENT SYSTEMS (IBMS)



IBMS is built to integrate smart building platforms. It connects smart lighting, HVAC solutions, fire security & surveillance platforms while giving the access controls to a single window. Nowadays, manually adhering to multiple protocols is becoming practically impossible for facility managers. Hence, we provide integrated smart solutions to automate these processes, so that the users can realise more value from their portfolio for both their business and for the people that work or live within these buildings.

FIRE DETECTION SYSTEM



FIRE DETECTION SYSTEM



ASD - High-precision Aspirating Smoke Detectors

ASD - Aspirating smoke detectors from Securiton are among the most precise and most reliable early warning systems against fires. The SecuriRAS ASD detector series impresses by virtue of its unrivalled capabilities. Developed in Switzerland and manufactured in Germany, the detectors are particularly reliable and robust. Thanks to their sophisticated detection technology, they can detect incipient fires immediately.

Applications: High-bay and deepfreeze warehouses, large data centres, historic buildings, large/high halls, Elevator shafts, museums, collections of cultural artefacts, halls, data centres, cinemas, Elevator shafts, prison cells, clean rooms, laboratories, IT racks, telecommunications facilities, etc.

MODEL	CHANNELS	SMOKE LEVEL INDICATOR	MONITORING AREA	MRP(₹)
ASD 535-1 / ASD 535-3	1	Optional (Version -3)	2835 m2	1,67,940
ASD 535-2 / ASD 535-4	2	Optional (Version -4)	5670 m2	2,67,300
ASD 533	1	No	1920 m2	1,47,240
ASD 532	1	Series	1280 m2	1,28,420
ASD 531	1	No	720 m2	89,650



ADW - Securisens Adw 535 Line-type Heat Detector

ADW - The SecuriSens ADW 535 comes into its own where conventional fire detectors reach their physical limits. It copes well with both extreme temperatures and constantly high atmospheric humidity, whilst precise measurements are also possible when corrosive gases and contaminated air are present. The line-type heat detector comes with an intelligent signal evaluation, which offers a perfect combination of state-of-the-art sensors, processors and programming expertise. The result is effective fire protection with a minimum of effort.

Applications: Tunnels, Underground Garages, Industrial Kitchens, Large Commercial Bakeries, Alcohol Processing, Refineries, Oil Tanks, Waste Incineration plants, loading platforms (flying roofs), historical bridges, fuel warehouses, paint shops, steel plants, gas turbines, engine test benches and many other applications, e. g. under-floor monitoring in rolling stock, marine applications, etc

MODEL	CHANNELS	SMOKE LEVEL INDICATOR	MONITORING AREA	MRP(₹)
ADW 535-1	1	1 (green) operation, 1 (red) alarm, 1 (yellow) fault	115 m	1,48,900
ADW 535-2	2		2 x 115 m	2,24,900

BUILDING MANAGEMENT SYSTEM



BUILDING MANAGEMENT SYSTEM



ENTELOUCH (Touch Screen Interface)

eTCH-7E -The enteliTOUCH (eTCH-7E) is a 7-inch diagonal, high-resolution widescreen format, color LCD, used for interfacing with the Delta Controls Building Automation System. It uses BACnet® to communicate with controllers on a local area network, and across the Internet. It is used for monitoring and setting schedules for air handlers, boilers, chillers and other mechanical equipment.

MODEL	APPROVALS	MRP(₹)
eTCH-7ET	UL 916, BACnet Building Controller (B-BC), BACnet Operator Display (B-OD)	1,25,590
eTCH-7ETO		1,55,280



O3-DIN Room Control (Integrated Room Control)

The port is the primary integration engine, containing memory, storage, and external communications ports. The O3-DIN-CPU controller has 3 NET ports and 3 power outputs and excels at control of multiple rooms. The O3-DIN-SRC controller has 2 NET ports and 1 power output and excels at single room control.

MODEL	APPROVALS	MRP(₹)
O3-DIN-CPU	C-UL Listed, UL 916 Listed and BACnet Building Controller (B-BC)	42,180
O3-DIN-SRC		35,280



ACCESS MODULE

The O3-DIN-ACCESS module provides fully programmable door access control and a combination of universal and door-specific I/O points.

The O3-DIN controller holds the access user database (up to 100,000 records) and provides access granted/denied decision-making intelligence. It also provides the communications network interface to the facility BACnet network and the front-end computer.

MODEL	APPROVALS	MRP(₹)
O3-DIN-ACCESS	C-UL Listed, UL 916 Listed UL 294 Listed	23,450



DALI MODULE

The O3-DIN-DALI gateway module allows the O3 to communicate with DALI* (Digital Addressable Lighting Interface) lighting groups and can control up to 64 dimmable ballasts or LED drivers. Designed for in-ceiling mounting, control is situated close to devices and results in more efficient wire runs.

MODEL	APPROVALS	MRP(₹)
O3-DIN-DALI	C-UL Listed UL 916 Listed	21,950



STANDARD MOTOR INTERFACE MODULE

The O3-DIN-SMI gateway module allows the controller to communicate with SMI (Standard Motor Interface) motors controlling motorized blinds and shades.

A single O3-DIN-SMI can manage up to 16 SMI drives and integrate up to 16 groups.

MODEL	APPROVALS	MRP(₹)
O3-DIN-SMI		2,1950



I/O MODULES

The O3-DIN-8xP universal I/O module comes with 8 universal points that can be configured as inputs or outputs to control or read from field equipment.

The O3-DIN-4F4xP comes with 4 universal points as well as 4 binary FET outputs for driving high-current relay coils and switching AC or DC power. In a lighting controller application, a single O3-DIN-4F4xP module can drive 2 bi-stable relays, power 0-10 V dimming ballasts, and provide input points for sensors or switches.

MODEL	APPROVALS	MRP(₹)
O3-DIN-8xP	C-UL Listed, UL 916 Listed, UL 294 Listed	23,550
O3-DIN-4F4xP	C-UL Listed, UL 916 Listed	19,990



POE MODULE

The O3-DIN-PoE module adds Power over Ethernet (PoE) capabilities, providing not only lighting control over PoE but also HVAC and integration.

MODEL	APPROVALS	MRP(₹)
O3-DIN-PoE	C-UL Listed, UL 916 Listed	16,750



POWER INJECTOR MODULE

The O3-DIN-PWRINJ power injector expands the number of O3-DIN modules that can be controlled by a single O3-DIN-CPU and distributes I/O closer to where it is needed. Up to 8 power injectors can be connected to an O3-DIN-CPU controller's O3BUS network, with each power injector supporting up to 4 I/O or gateway modules. The additional modules can be located up to 70 m (230 ft) away from the controller.

MODEL	APPROVALS	MRP(₹)
O3-DIN-PWRINJ	C-UL Listed, UL 916 Listed, UL 294 Listed	14,750



O3 SENSOR HUB

The ceiling-mounted O3 Hub sensor hub replaces multiple room sensors with a one-per-room competitive cost solution when installed together with an O3-DIN room controller. Combining humidity, composite temperature, passive infrared motion and light sensors in a single device, the sensor hub provides occupant- and location-based control for the modern office or meeting space. Models equipped with EnOcean radios (868 MHz and 902 MHz) are also available.

MODEL	APPROVALS	MRP(₹)
O3-HUB-00	cULus 916 Listed	29,800
O3-HUB-02-E8		38,940
O3-HUB-02-E9		38,940



ENTELIWEB SOFTWARE

enteliWEB is a web-based application that connects facilities and centralizes building management operation, site engineering, and energy analytics. When used with O3-DIN controllers and modules, enteliWEB also provides services that define and coordinate rooms in a building.

MODEL	APPROVALS	MRP(₹)
enteliWEB - 200	enteliWEB supports electronic record regulations like FDA Code of Regulations Title 21 Part 11 by enforcing electronic signatures on modifications made in these validated environments. Signatures are recorded in the enteliWEB audit log.	On Request
enteliWEB - 500		
enteliWEB - 1000		
enteliWEB - 2500		
enteliWEB - 5000		

STREET LIGHTING



The most important element of outdoor lighting is street lighting. It creates safer outdoor for the citizens and at the same time delivers the best-illuminated street for driving. Its foremost purpose is to provide highly efficient and connected lighting solutions for the streets. With more than 10 smart city outdoor street lighting projects completed, we are pleased to be a big part of the national campaign of creating smart, sustainable and future-ready cities for the citizens of our country.

STREET LIGHT



EDGE NXT

Street light with pressure die-cast housing along with prismatic polycarbonate optic with IP66 ingress protection. 4kV inbuilt surge protection with top opening driver cover for easy maintenance. Efficacy 100 lm/W

CATEGORY REFERENCE	WATTAGE	CCT	MRP(₹)
ENXT P 15L WH PO PC SD	15 W	5700K	2,300
ENXT P 20L WH PO PC SD	20 W	5700K	2,400
ENXT P 25L WH PO PC SD	25 W	5700K	3,000
ENXT P 30L WH PO PC SD	30 W	5700K	3,200
ENXT P 35L WH PO PC SD	35 W	5700K	3,700
ENXT P 36L WH PO PC SD	36 W	5700K	3,800



EDGE NXT

Street light with pressure die-cast housing along with prismatic polycarbonate modular secondary lens optics for City Road application with IP66 ingress protection. 4kV inbuilt surge protection with top opening driver cover for easy maintenance. Efficacy 120 lm/W

CATEGORY REFERENCE	WATTAGE	CCT	MRP(₹)
ENXT P 18L WH CR PC SD	15 W	5700K	2,400
ENXT P 24L WH CR PC SD	20 W	5700K	2,600
ENXT P 30L WH CR PC SD	25 W	5700K	3,200
ENXT P 36L WH CR PC SD	30 W	5700K	3,400



EDGE NXT

Street light with pressure die-cast housing along with prismatic polycarbonate modular secondary lens optics for City Road application with IP66 ingress protection. 4kV inbuilt and 10kV external surge protection with top opening driver cover for easy maintenance. Efficacy 110 lm/W

CATEGORY REFERENCE	WATTAGE	CCT	MRP(₹)
ENXT P 54L WH PO PC SD	45 W	5700K	5,750
ENXT P 72L WH PO PC SD	60 W	5700K	6,750
ENXT P 84L WH PO PC SD	70 W	5700K	7,850

**Also Available in Warm White.



EDGE NXT

Street light with pressure die-cast housing along with prismatic polycarbonate modular secondary lens optics for City Road application with IP66 ingress protection. 4kV inbuilt and 10kV external surge protection with top opening driver cover for easy maintenance. Efficacy 120 lm/W

CATEGORY REFERENCE	WATTAGE	CCT	MRP(₹)
ENXT P 54L WH CR PC SD	45 W	5700K	5,900
ENXT P 72L WH CR PC SD	60 W	5700K	6,900
ENXT P 84L WH CR PC SD	70 W	5700K	8,000



NEW

BAJAJ ZELA

Pressure die-cast housing and toughened glass and individual LEDs with secondary lens optics for City Road application with IP66 ingress protection. 4kV inbuilt and 10kV external surge protection. Efficacy 120 lm/W

CATEGORY REFERENCE	WATTAGE	CCT	MRP(₹)
ZELA P 86L WH PO TG SD	72 W	5700K	8,100
ZELA P 96L WH PO TG SD	80 W	5700K	8,400
ZELA P 108L WH PO TG SD	90 W	5700K	10,500
ZELA P 120L WH PO TG SD	100 W	5700K	12,000
ZELA P 132L WH PO TG SD	110 W	5700K	13,000
ZELA P 144L WH PO TG SD	120 W	5700K	14,500

*Also available in Warm White.



EDGE NXT

Street light with pressure die-cast housing and toughened glass and individual LEDs with secondary lens optics for City Road application with IP66 ingress protection. 4kV inbuilt and 10kV external surge protection with top opening driver cover for easy maintenance.

CATEGORY REFERENCE	WATTAGE	CCT	MRP(₹)
ENXT P 108L WH CR TG SD	90 W	5700K	11,500
ENXT P 144L WH CR TG SD	120 W	5700K	16,000
ENXT P 162L WH CR TG SD	135 W	5700K	23,100
ENXT P 162L WH HW TG SD	135 W	5700K	23,100
ENXT P 162L WH PO TG SD	135 W	5700K	22,000
ENXT P 180L WH PO TG SD	150 W	5700K	24,500

*Also available in Warm White.



NEW

EDGE NXT

Street light with pressure die-cast housing and toughened glass and individual LEDs with secondary lens optics for City Road application with IP66 ingress protection. 4kV inbuilt and 10kV external surge protection with top opening driver cover for easy maintenance.

CATEGORY REFERENCE	WATTAGE	CCT	MRP(₹)
ENXT P 180L WH CR TG SD	150 W	5700K	25,200
ENXT P 180L WH HW TG SD	150 W	5700K	25,200
ENXT P 216L WH CR TG SD	180 W	5700K	29,000
ENXT P 216L WH HW TG SD	180 W	5700K	29,000
ENXT P 216L WH PO TG SD	180 W	5700K	27,500

*Also available in Warm White.



EDGE NXT

Street light with pressure die-cast housing and toughened glass and individual LEDs with secondary lens optics for City Road and Highway application with IP66 ingress protection. 4kV inbuilt and 10kV external surge protection with top opening driver cover for easy maintenance. Efficacy 120 lm/W

CATEGORY REFERENCE	WATTAGE	CCT	MRP(₹)
ENXT P 252L WH CR TG SD	210 W	5700K	30,000
ENXT P 252L WH HW TG SD	210 W	5700K	30,000
ENXT P 252L WH PO TG SD	210 W	5700K	27,000
ENXT P 276L WH CR TG SD	230 W	5700K	32,000
ENXT P 276L WH HW TG SD	230 W	5700K	32,000
ENXT P 300L WH CR TG SD	250 W	5700K	36,500
ENXT P 300L WH HW TG SD	250 W	5700K	36,500

*Also available in Warm White.

NEW



BAJAJ HEXO

High efficient street light with pressure die-cast housing, prismatic polycarbonate diffuser for City Road and highway application with IP66 ingress protection. 4kV inbuilt and 10kV external surge protection with top opening driver cover for easy maintenance. Efficacy 135 lm/W

CATEGORY REFERENCE	WATTAGE	CCT	MRP(₹)
HEXO P 200L WH HW PC SD	150 W	5700K	30,000
HEXO P 243L WH HW PC SD	180 W	5700K	34,000
HEXO P 284L WH HW PC SD	210 W	5700K	36,000
HEXO P 310L WH HW PC SD	230 W	5700K	38,000
HEXO P 338L WH HW PC SD	250 W	5700K	40,000

*Also available in Warm White.

NEW



BAJAJ DOLPHIN

Decorative street light with pressure die-cast housing and toughened glass and individual LEDs with secondary lens optics. IP66 ingress protection. 4kV inbuilt and 10kV external surge protection with top opening driver cover for easy maintenance. Efficacy 130 lm/W

CATEGORY REFERENCE	WATTAGE	CCT	MRP(₹)
DOLPHIN P 90W WH HW TG SD	90 W	5700K	On request
DOLPHIN P 120W WH HW TG SD	120 W	5700K	On request
DOLPHIN P 150W WH HW TG SD	150 W	5700K	On request

*Also available in Warm White.

Street lighting installations

S Bridge,
Mumbai



Itaganar
Smart City



Naroda, Dehgam
ring road
junction,
Ahemdabad



CSMT, Mumbai



Cuttack Talandanda
Canal road, Odisha



AREA LIGHTING



When it comes to the illumination of large outdoor places, we provide the perfect lighting level that enables movement in night and fulfils the requirements of the application area. Town planners usually use the area lighting concepts to attain functional, reliable, durable and highly energy-efficient solutions for various application areas like junctions, parking and public facilities. In addition, area lighting has other application areas like yards, ports, harbours, and sports facilities. We provide the correct desired lighting levels and easy to install smart dimmable solutions.

AREA LIGHTING



NEW



GLEAM

Floodlight luminaire with polycarbonate optics, pressure die-cast housing along with IP66 ingress protection. 4kV inbuilt surge protection. Efficacy 110 lm/W

CATEGORY REFERENCE	WATTAGE	CCT	MRP(₹)
GLEAM F 33L WH SY PC SD V2	30 W	5700K	4,200
GLEAM F 55L WH SY PC SD V2	50 W	5700K	5,800
GLEAM F 88L WH SY PC SD V2	80 W	5700K	9,000

NEW



GLEAM

Floodlight luminaire with polycarbonate optics pressure diecast housing, IP 66 ingress protection. 4 kV inbuilt and 10 kV external surge protection. Efficacy 110 lm/W

CATEGORY REFERENCE	WATTAGE	CCT	MRP(₹)
GLEAM F 165L WH SY PC SD V2	150 W	5700K	14,500
GLEAM F 198L WH SY PC SD V2	180 W	5700K	20,000
GLEAM F 220L WH SY PC SD V2	200 W	5700K	21,000

NEW



GLEAM

Floodlight luminaire with polycarbonate optics pressure diecast housing, IP 66 ingress protection. 4 kV inbuilt and 10 kV external surge protection. Efficacy 110 lm/W

CATEGORY REFERENCE	WATTAGE	CCT	MRP(₹)
GLEAM F 275L WH SY PC SD V2	250 W	5700K	31,000
GLEAM F 330L WH SY PC SD V2	300 W	5700K	33,000
GLEAM F 385L WH SY PC SD V2	350 W	5700K	41,000
GLEAM F 440L WH SY PC SD V2	400 W	5700K	45,500



AMAZE

Floodlight luminaire with secondary optics, Aluminium pressure die-cast housings with IP66 ingress protection. 4kV inbuilt Surge protection. Efficacy 120 lm/W

CATEGORY REFERENCE	WATTAGE	CCT	MRP(₹)
BJFL 30W LED I	30 W	5700K	4,500
BJFL 50W LED I	50 W	5700K	6,000



NEW

BAJAJ PRAZE

Floodlight luminaire with pressure diecast housing and toughened glass and individual LED's with secondary lens optics with IP66 ingress protection. 4 kV inbuilt and 10 kV external surge protection. Efficacy 120 lm/W

CATEGORY REFERENCE	WATTAGE	CCT	MRP(₹)
PRAZE F 96L WH NB-A5 TG SD	80 W	5700K	9,500
PRAZE F 120L WH NB-A5 TG SD	100 W	5700K	13,500
PRAZE F 144L WH NB-A5 TG SD	120 W	5700K	14,500



NEW

BAJAJ PRAZE

Floodlight luminaire with pressure diecast housing and toughened glass and individual LED's with secondary lens optics with IP66 ingress protection. 4 kV inbuilt and 10 kV external surge protection. Efficacy 120 lm/W

CATEGORY REFERENCE	WATTAGE	CCT	MRP(₹)
PRAZE F 180L WH NB-A5 TG SD	150 W	5700K	16,500
PRAZE F 216L WH NB-A5 TG SD	180 W	5700K	22,000
PRAZE F 240L WH NB-A5 TG SD	200 W	5700K	24,000
PRAZE F 300L WH NB-A5 TG SD	250 W	5700K	32,000



NEW

BAJAJ PRAZE

Floodlight luminaire with pressure diecast housing and toughened glass and individual LED's with secondary lens optics with IP66 ingress protection. 4 kV inbuilt and 10 kV external surge protection. Efficacy 120 lm/W

CATEGORY REFERENCE	WATTAGE	CCT	MRP(₹)
PRAZE F 360L WH NB-A5 TG SD	300 W	5700K	35,000
PRAZE F 420L WH NB-A5 TG SD	350 W	5700K	42,000
PRAZE F 480L WH NB-A5 TG SD	400 W	5700K	50,000



AMAZE

Floodlight luminaire with pressure diecast housing and toughened glass and individual LED's with secondary lens optics with IP66 ingress protection. 4 kV inbuilt and 10 kV external surge protection. Efficacy 120 lm/W

CATEGORY REFERENCE	WATTAGE	CCT	MRP(₹)
BJFL 250W LED WH MB	250 W	5700K	33,000
BJFL 250W LED WH WB	250 W	5700K	33,000
BJFL 300W LED WH MB	300 W	5700K	36,000
BJFL 300W LED WH WB	300 W	5700K	36,000
BJFL 350W LED WH MB	350 W	5700K	45,000
BJFL 350W LED WH WB	350 W	5700K	45,000



AMAZE

Floodlight luminaire with pressure diecast housing and toughened glass and individual LED's with secondary lens optics with IP66 ingress protection. 4 kV inbuilt and 10 kV external surge protection. Efficacy 120 lm/W

CATEGORY REFERENCE	WATTAGE	CCT	MRP(₹)
AMPL F 480L WH NB-A3 TG SD	400 W	5700K	51,000
AMPL F 480L WH NB-A5 TG SD	400 W	5700K	51,000

NEW



AMAZE PLUS

High wattage LED flood light with separate optical and driver compartment and flexible optics. Pressure die cast housing with IP 66 ingress protection and impact resistance of IK 08. 4kV inbuilt and 10 kV external surge protection. Efficacy >120lm/W

CATEGORY REFERENCE	WATTAGE	CCT	MRP(₹)
AMPL F 600L WH NB-A3 TG SD	500 W	5700K	63,000
AMPL F 600L WH NB-A5 TG SD	500 W	5700K	63,000

Area lighting installations

DDA, Delhi



Tunnel lighting,
Itanagar




Keonjhar stadium,
Odisha



Highmast at port



NTPC Khargaon
stadium, M.P.



SPORTS LIGHTING

Sports & Stadium Lights that make the action come alive

Bajaj Illumination occupies the leading position in the arena of sports lighting with completion of flood lighting of over 100 sports arenas (outdoor and indoor stadium). Our high-end LED sports floodlight luminaires are designed, developed and manufactured in India.

Our expertise in understanding the clear definition of televised and non televised sports events makes us the most preferred and experienced brand in this segment. With a strong design and execution team, we have created landmark sports facilities in the country.



Amaze Premium

Redefining sports lighting

The Bajaj Amaze premium LED Flood lighting range is Made In India solution for major sports events, which is flicker free & compliant with international standards for HDTV broadcasting. It is compatible with DMX controls, which allow delivery of the right illumination by real-time dimming, scheduling and can be used to create special customize effects.

Its design allows different combinations of power, lumen, optics and luminous flux. The Amaze Premium range is available in modular housing, different beam angles and wattages. It is suitable for both canopy and stadium mast.

The Amaze Premium LED floodlight is equipped with specific laser devices for perfect pointing and positioning to ensure effortless installations.



LANDSCAPE LIGHTING



We provide decorative lighting solutions for lightning up marvellous landscapes. These includes Bollards, Post-tops, Light Columns and decorative poles. Bajaj Electricals, with its wide range of offerings, has created landmark installations like Parks, Gardens, Landscapes of corporate premises and townships in almost all cities in the country. Our decorative range of luminaires and poles are the highlight of these offerings.

LANDSCAPE LIGHTING



LED BOLLARDS



FLUTE

LED bollard in cylindrical shape with opal acrylic diffuser and IP 66 protection.

CATEGORY REFERENCE	WATTAGE	CCT	MRP(₹)
BGBOL 605 9W LED WW	9 W	3000K	5,000
BGBOL 605 9W LED WH	9 W	5700K	5,000



TULIP

LED bollard with opal acrylic diffuser and IP 66 protection.

CATEGORY REFERENCE	WATTAGE	CCT	MRP(₹)
BGBOM 605 9W LED WW	9 W	3000K	5,000
BGBOM 605 9W LED WH	9 W	5700K	5,000



TETRIS

LED bollard in rectangular shaped victorian design with opal acrylic diffuser and IP 65 protection.

CATEGORY REFERENCE	WATTAGE	CCT	MRP(₹)
BGBOS 650 9W LED WW	9 W	3000K	6,700



MUSHRUMZ

LED bollard in decorative mushroom shape with IP 65 protection.

CATEGORY REFERENCE	WATTAGE	CCT	MRP(₹)
BLBMC 9W WW LED	9 W	3000K	6,500

LED POST TOP



CAPRICE

LED post top with decorative circular design compliant to dark sky norms with polycarbonate opal diffuser and IP 65 protection.

CATEGORY REFERENCE	WATTAGE	CCT	MRP(₹)
BGCPNP 45 W LED WW	45 W	3000K	17,000
BGCPNP 45 W LED WH	45 W	5700K	17,000
BGCPNP 60 W LED WW	60 W	3000K	19,000
BGCPNP 60 W LED WH	60 W	5700K	19,000



COSMOS

LED post top made in cast aluminium with decorative opal polycarbonate diffuser and IP 65 protection.

CATEGORY REFERENCE	WATTAGE	CCT	MRP(₹)
BGCS 40W LED WH	40 W	5700K	9,500
BGCS 70W LED WH	70 W	5700K	11,500



CELESTA

LED post top made in cast aluminium with decorative opal polycarbonate diffuser with IP 65 protection.

CATEGORY REFERENCE	WATTAGE	CCT	MRP(₹)
BGCL 40W LED WH	40 W	5700K	9,500
BGCL 40W LED WW	40 W	3000K	9,500
BGCL 70W LED WH	70 W	5700K	12,000



ARIAN PLUS

LED post top, made in Spun aluminium Powder coated housing with Higher efficiency lighting & IP 65 protections.

CATEGORY REFERENCE	WATTAGE	CCT	MRP(₹)
BGCTNP 20W LED WH	20 W	5700K	8,500
BGCTNP 40W LED WH	40 W	5700K	9,800
BGCTNP 60W LED WH	60 W	5700K	13,000



ARIAN

LED post top made in die-cast aluminium bottom housing and spun aluminium top reflector with decorative clear acrylic diffuser and IP 65 protection. Opal Diffuser available on request.

CATEGORY REFERENCE	WATTAGE	CCT	MRP(₹)
BGCTN 25W LED WW	25 W	3000K	7,000
BGCTN 25W LED WH	25 W	5700K	7,000
BGCTN 45W LED WW	45 W	3000K	9,000
BGCTN 45W LED WH	45 W	5700K	9,000
BGCT W4 LED WW	40 W	3000K	10,000
BGCT W4 LED WH	40 W	5700K	10,000



TENCO

LED post top made in die-cast aluminium with innovative glare free indirect lighting distribution & IP 65 protection.

CATEGORY REFERENCE	WATTAGE	CCT	MRP(₹)
BRIL 40W LED WW	40 W	3000K	12,500
BRIL 45W LED NW	45 W	4000K	12,500
BCF IMG 25W LED NW PT ASYM	25 W	4000K	19,000
BCF IMG 40W LED NW PT ASYM	40 W	4000K	22,000



GLOBE

LED post top in spherical shape polycarbonate opal and clear diffuser with IP 65/66 protection.

CATEGORY REFERENCE	WATTAGE	CCT	MRP(₹)
BLPTSP 25W NW LED	25 W	4000K	6,000
BLPTSP 25W WW LED	25 W	3000K	6,000
BLPTSP 27W WW LED M (Clear Diffuser)	27 W	3000K	6,000



FLOUNCE

LED post top made in die-cast aluminium housing with decorative clear and opal acrylic diffuser with IP 65 protection.

CATEGORY REFERENCE	WATTAGE	CCT	MRP(₹)
BCF FLO 60W LED NW OP PT	60 W	4000K	35,000
BCF FLO 60W LED WH OP PT	60 W	5700K	35,000

LANDSCAPE LIGHTS



SPYKZ

LED Spike/ Bush light with die-cast aluminum housing designed for rugged outdoor usage & IP 65 protection.

CATEGORY REFERENCE	WATTAGE	CCT	MRP(₹)
BGSBL 9W LED WW	9 W	3000K	6,000



RAZOR

LED Step light in white powder coated cast aluminium body & IP 66 protection.

CATEGORY REFERENCE	WATTAGE	CCT	MRP(₹)
BLSGV 9W LED WW PRO	9 W	3000K	4,000
BLSGV 5W LED WW PRO	5 W	3000K	On Request



VERTICO

LED Up light with die-cast aluminum housing designed for rugged outdoor usage & IP 65 protection.

CATEGORY REFERENCE	WATTAGE	CCT	MRP(₹)
BLWUP 9W LED WW	9 W	3000K	7,000
BLWUPD 9W LED WW	9 W	3000K	On Request

LANDSCAPE LIGHTING



LIGHT COLUMNS



STATIC LIGHT COLUMN

LED Light Column with die-cast aluminum pipe housing with cylindrical opal polycarbonate diffuser designed for rugged outdoor usage & IP 65 protection.


CATEGORY REFERENCE	WATTAGE	CCT	MRP(₹)
LC 40W 30K LED 3m S	40 W	3000K	29,000
LC 40W 30K LED 4m S	40 W	3000K	46,000



DYNAMIC LIGHT COLUMN

LED Light Column with die-cast aluminum pipe housing with cylindrical opal polycarbonate diffuser designed for rugged outdoor usage & IP 65 protection with a remote control to enable RGB Tunable output.

CATEGORY REFERENCE	WATTAGE	CCT	MRP(₹)
BLSLC 50 W LED RGB 3M	50 W	3000K	54,000
BLSLC 50 W LED RGB 4M	50 W	5700K	60,000



TRI COLOR LIGHT COLUMN

LED Light Column with die-cast aluminum pipe housing with cylindrical opal polycarbonate diffuser designed for rugged outdoor usage & IP 65 protection with Tricolor and tratic white output switch.

CATEGORY REFERENCE	WATTAGE	CCT	MRP(₹)
BLSLC 50W LED TRI 3M	50 W	TRI COLOUR	56,000
BLSLC 50W LED TRI 4M	50 W	TRI COLOUR	63,000

Landscape lighting installations



Gotila Garden,
Sindhuhavan
Bhubanesher



Bhoganv,
Mainpuri, UP



Zero Mile, Nagpur
Metro station



Mohandas Tank,
West Bengal

SOLAR LIGHTING



An important step from Bajaj Illumination is providing solar lighting for sustainable and eco-friendly solar-based lighting luminaires for streetlight applications. Under our brand, Sunsoko, we provide streetlight solutions from 12W to 60W with a very high efficiency of 195 lm/W. Maintenance-free and easy to install are the key features of these luminaires.

SOLAR SOLUTION



sunsoko
Think Solar. Live Solar

SUNSOKO SOLAR STREET LIGHT



ALL-IN-ONE

Smart Integrated Solar Street Light with built in mono Crystalline Panel, Lithium Ferro Phosphate (LiFePO₄) Battery, MPPT Charge Controller and PIR Sensor with Colour Temperature 6000-6500K. 2 Days Autonomy With Dimming Profile.

CATEGORY REFERENCE	WATTAGE	CCT	MRP(₹)
BSZSL 12W All-in-One Standard	12 W	6000K	30,000
BSZSL 15W All-in-One Standard	15 W	6000K	35,000
BSZSL 18W All-in-One Standard	18 W	6000K	40,000
BSZSL 20W All-in-One Standard	20 W	6000K	46,000
BSZSL 25W All-in-One Standard	25 W	6000K	60,000
BSZSL 30W All-in-One With Hybrid	30 W	6000K	70,000
BSZSL 30W All-in-One Standard	30 W	6000K	65,000
BSZSL 40W All-in-One With Hybrid	40 W	6000K	75,000
BSZSL 40W All-in-One Standard	40 W	6000K	70,000
BSZSL 50W All-in-One With Hybrid	50 W	6000K	85,000
BSZSL 50W All-in-One Standard	50 W	6000K	80,000
BSZSL 60W All-in-One With Hybrid	60 W	6000K	1,05,000
BSZSL 60W All-in-One Standard	60 W	6000K	1,00,000
BSZSL 80W All-in-One With Hybrid	80 W	6000K	1,25,000
BSZSL 80W All-in-One Standard	80 W	6000K	1,20,000
BSZSL 100W All-in-One Standard	100 W	6000K	1,60,000
BSZSL 120W All-in-One Standard	120 W	6000K	1,80,000

Note: Prices are exclusive of Poles, it should be ordered separately.



SUPREMO ALL-IN-ONE

High Efficiency Premium Solar Integrated Street Light with built in mono Crystalline Panel, Lithium Ferro Phosphate (LiFePO₄) Battery, MPPT Charge Controller and PIR Sensor with Colour Temperature 6000-6500K. 2 Days Autonomy With Dimming Profile.

CATEGORY REFERENCE	WATTAGE	CCT	MRP(₹)
Supremo 12W All-in-One Standard	12 W	6000K	45,000
Supremo 18W All-in-One Standard	18 W	6000K	55,000
Supremo 25W All-in-One Standard	25 W	6000K	60,000
Supremo 30W All-in-One Standard	30 W	6000K	72,000
Supremo 40W All-in-One Standard	40 W	6000K	80,000
Supremo 50W All-in-One Standard	50 W	6000K	On Request
Supremo 60W All-in-One Standard	60 W	6000K	On Request


Note: Prices are exclusive of Poles, it should be ordered separately.



ALL-IN-ONE MINI MAST

High Efficiency Premium Solar Integrated street light semi mast with built in Mono Crystalline Panel, Lithium Ferro Phosphate (LiFePO₄) Battery, MPPT Charge Controller and PIR Sensor with Colour Temperature 6000-6500K. 2 Days Autonomy with Dimming Profile.

CATEGORY REFERENCE	WATTAGE	CCT	MRP(₹)
30W x 4 All-in-One Integrated System with 7 M Octagonal Pole	120 W	6000K	3,00,000
40W x 4 All-in-One Integrated System with 9 M Semi-Highmast	160 W	6000K	4,50,000
50W x 4 All-in-One Integrated System with 9 M Semi-Highmast	200 W	6000K	5,80,000
60W x 4 All-in-One Integrated System with 9 M Semi-Highmast	240 W	6000K	7,00,000



ARCHITECTURAL LIGHTING

Popularly known as façade lighting, architectural lighting serves and enhances the beauty of a monument's architecture by seamless yet dynamic lighting solutions. It relates the art to lighting and makes the structure visually stunning. Creating the right lighting design and stimulation is the key to the right illumination in this segment. Smart city managers aim at nocturnal illuminations of monuments and important buildings in the city. It's another way attracting tourists to the cities.

ARCHITECTURAL



ARCHITECTURAL



BUGA ROUND PROJECTORS

Pressure Die cast aluminium housing with Multiple beam, CCT & AC/DC Options. IP 66 ingress protection

CATEGORY REFERENCE	WATTAGE	CCT	MRP(₹)
BA RP IN1 6W	6 W	3000K/4000K/5700K/6500K	On Request
BA RP IN1 6W	6 W	RGB/RGBW	On Request
BA RP IN1 9W	9 W	3000K/4000K/5700K/6500K	On Request
BA RP IN1 9W	9 W	RGB/RGBW	On Request
BA RP IN1 14W	14 W	3000K/4000K/5700K/6500K	On Request
BA RP IN1 15W	15 W	RGB/RGBW	On Request
BA RP IN1 24W	24 W	3000K/4000K/5700K/6500K	On Request
BA RP IN1 28W	28 W	RGB/RGBW	On Request
BA RP IN1 45W	45 W	3000K/4000K/5700K/6500K	On Request
BA RP IN1 48W	48 W	RGB/RGBW	On Request



MERC SQUARE PROJECTORS

Pressure Disc cast aluminium housing with Multiple beam, CCT & AC/DC Options. IP 66 ingress protection

CATEGORY REFERENCE	WATTAGE	CCT	MRP(₹)
BA SP IN1 10W	10 W	3000K/4000K/5700K/6500K	On Request
BA SP IN1 10W	10 W	RGB/RGBW	On Request
BA SP IN1 20W	20 W	3000K/4000K/5700K/6500K	On Request
BA SP IN1 20W	20 W	RGB/RGBW	On Request
BA SP IN1 36W	36 W	3000K/4000K/5700K/6500K	On Request
BA SP IN1 36W	36 W	RGB/RGBW	On Request
BA SP IN1 50W	50 W	3000K/4000K/5700K/6500K	On Request
BA SP IN1 50W	50 W	RGB/RGBW	On Request



PHANT FLOOD LIGHTS

Pressure Disc cast aluminium housing with Multiple beam, CCT & AC/DC Options. IP 66 ingress protection

CATEGORY REFERENCE	WATTAGE	CCT	MRP(₹)
BA FL IN1 75W	75 W	3000K/4000K/5700K/6500K	On Request
BA FL IN1 75W	75 W	RGB/RGBW	On Request
BA FL IN1 100W	100 W	3000K/4000K/5700K/6500K	On Request
BA FL IN1 100W	100 W	RGB/RGBW	On Request
BA FL IN1 135W	135 W	3000K/4000K/5700K/6500K	On Request
BA FL IN1 135W	135 W	RGB/RGBW	On Request
BA FL IN1 180W	180 W	3000K/4000K/5700K/6500K	On Request
BA FL IN1 180W	180 W	RGB/RGBW	On Request
BA FL IN1 150W	150 W	3000K/4000K/5700K/6500K	On Request
BA FL IN1 150W	150 W	RGB/RGBW	On Request
BA FL S IN1 200W	200 W	3000K/4000K/5700K/6500K	On Request
BA FL S IN1 200W	200 W	RGB/RGBW	On Request
BA FL S IN1 250W	250 W	3000K/4000K/5700K/6500K	On Request
BA FL S IN1 300W	300 W	RGB/RGBW	On Request
BA FL D IN1 500W	500 W	3000K/4000K/5700K/6500K	On Request
BA FL D IN1 600W	600 W	RGB/RGBW	On Request



LIMO WALL WASHERS

Extruded Aluminium Excellent heat dissipating housing with Multiple beam, CCT & AC/DC Options. IP 66 ingress protection

CATEGORY REFERENCE	WATTAGE	CCT	MRP(₹)
BA WW IN1 12W	12 W	3000K/4000K/5700K/6500K	On Request
BA WW IN1 12W	12 W	RGB/RGBW	On Request
BA WW IN1 18W	18 W	3000K/4000K/5700K/6500K	On Request
BA WW IN1 18W	18 W	RGB/RGBW	On Request
BA WW IN1 24W	24 W	3000K/4000K/5700K/6500K	On Request
BA WW IN1 24W	24 W	RGB/RGBW	On Request
BA WW IN1 36W	36 W	3000K/4000K/5700K/6500K	On Request
BA WW IN1 36W	36 W	RGB/RGBW	On Request
BA WW IN1 48W	48 W	3000K/4000K/5700K/6500K	On Request
BA WW IN1 48W	48 W	RGB/RGBW	On Request
BA WW IN1 60W	60 W	3000K/4000K/5700K/6500K	On Request
BA WW IN1 60W	60 W	RGB/RGBW	On Request
BA WW IN1 80W	80 W	3000K/4000K/5700K/6500K	On Request
BA WW IN1 80W	80 W	RGB/RGBW	On Request



STAMO OUTLINE TUBES

Extruded Aluminium/Plastic Housing with different diffuser option & length options. IP65 ingress protection

CATEGORY REFERENCE	WATTAGE	CCT	MRP(₹)
BA OT F 3W	3 W	RGB	On Request
BA OT F 6W	6 W	RGB	On Request
BA OT F 11W	11 W	RGB	On Request
BA OT C 3W	3 W	RGB	On Request
BA OT C 6W	6 W	RGB	On Request
BA OT C 11W	11 W	RGB	On Request



TOYO SQUARE WALL PACKS

Pressure Disc cast aluminium housing with Multiple beam, CCT & AC/DC Options. IP 66 ingress protection

CATEGORY REFERENCE	WATTAGE	CCT	MRP(₹)
BA WP SQ 4W	4 W	3000K/4000K/5700K/6500K/RGB	On Request
BA WP SQ UD 8W	8 W	3000K/4000K/5700K/6500K/RGB	On Request
BA WP SQ 12W	12 W	3000K/4000K/5700K/6500K/RGB	On Request
BA WP SQ UD 21W	21 W	3000K/4000K/5700K/6500K/RGB	On Request



TOYO CYLINDRICAL WALL PACKS

Pressure Disc cast aluminium housing with Multiple beam, CCT & AC/DC Options. IP 66 ingress protection

CATEGORY REFERENCE	WATTAGE	CCT	MRP(₹)
BA WP C 4W	4 W	3000K/4000K/5700K/6500K/RGB	On Request
BA WP C UD 8W	8 W	3000K/4000K/5700K/6500K/RGB	On Request
BA WP C 18W	12 W	3000K/4000K/5700K/6500K/RGB	On Request
BA WP C UD 36W	21 W	3000K/4000K/5700K/6500K/RGB	On Request



COOP BURIED LIGHTS

Pressure Disc cast aluminium housing with Multiple beam, CCT & AC/DC Options. IP 67 ingress protection

CATEGORY REFERENCE	WATTAGE	CCT	MRP(₹)
BA WO 3W	3 W	3000K/4000K/5700K/6500K	On Request
BA WO 6W	6 W	3000K/4000K/5700K/6500K	On Request
BA WO 10W	10 W	3000K/4000K/5700K/6500K	On Request
BA WO 10W	10 W	RGB	On Request
BA WO 15W	15 W	3000K/4000K/5700K/6500K	On Request
BA WO 15W	15 W	RGB	On Request
BA WO 24W	24 W	3000K/4000K/5700K/6500K	On Request
BA WO 15W	15 W	RGB	On Request
BA WO 30W	30 W	3000K/4000K/5700K/6500K	On Request
BA WO 30W	30 W	RGB	On Request



SUZU POINT LAMPS

Anti UV, ABS / Aluminium Housing with transparent & Opal diffuser Point Lamps. With IP 66 ingress protection

CATEGORY REFERENCE	WATTAGE	CCT	MRP(₹)
BA PL 1.5W	1.5 W	RGB	On Request
BA PL 1.6W	1.6 W	3000K/4000K/5700K/6500K	On Request
BA PL 2.9W	2.9 W	RGB	On Request
BA PL 3.2W	3.2 W	3000K/4000K/5700K/6500K	On Request
BA PL 4.3W	4.3 W	RGB	On Request
BA PL 4.7W	4.7 W	3000K/4000K/5700K/6500K	On Request
BA PL 15W	15 W	RGBW	On Request
BA PL 20W	20 W	RGBW	On Request



BENT STRIP LIGHTS

High Quality Neon Flexible strip lights with transparent & diffused option and different colour finish. IP 68 ingress protection

CATEGORY REFERENCE	WATTAGE	CCT	MRP(₹)
BA FLX 6W	6 W	3000K/4000K/5700K/6500K	On Request
BA FLX 6W	6 W	RGB/RGBW.	On Request
BA FLX 12W	12 W	3000K/4000K/5700K/6500K	On Request
BA FLX 12W	12 W	RGB/RGBW	On Request
BA FLX 15W	15 W	3000K/4000K/5700K/6500K	On Request
BA FLX 15W	15 W	RGB/RGBW	On Request

Architectural & outdoor lighting installations

NGMA,
Delhi



Clock Tower,
Ludhiana



Bogibeel Bridge,
Assam



Mahalaxmi
Temple,
Maharashtra



BCD, Patna



HIGHMAST AND POLES



“Our state-of-the-art manufacturing facilities”

Bajaj High mast, Poles and Mono-poles solutions are 100% indigenous solutions catering to a variety of applications for infrastructure development.. Strongly backed by our futuristic manufacturing facilities and are a testament to our commitment in developing products of the highest standard. Each product is carefully crafted to set benchmarks in the industry and deliver high level of performance. The plant is certified to meet stringent quality standards: ISO 14001, ISO 9001 and ISO 45001.



Highmast & Poles manufacturing facilities Ranjangaon (near Pune in Maharashtra)

Our manufacturing process

Plazma cutting



Cnc bending



Saw welding



Welding



Welding



Galvanizing



Our testing facilities

Test as per
BS EN 40 - 3-2



Spectrometer is
used to analyze
chemistry of
Steel & Zinc



Universal testing
machine is used to
test the tensile strength
and compressive
strength of materials.

Only brand with all in-house expertise

- Illumination, civil, structural & system design
- Project engineering
- Product development
- State of the art R&D center & NABL accredited laboratory
- Special lighting / applications
- Mast & poles for all applications
- Manufacturer of signage's mast
- Installation, commissioning & after sales service

Standards which we follow


SR.NO.	METHODS	STANDARDS
1.	High Mast Wind Speed	IS 875 PART III 2015
2.	Methodology For High Mast	Professional Lighting guide [PLG-07] 2013 Edition
3.	High Mast Natural Frequency Calculation	SANS 10225
4.	Methodology For Pole	BSEN 40-3-1&3
5.	Galvanization standard	BSEN ISO 1461
6.	Material standard	BSEN 10025/IS 2062
7.	General Construction	IS 800 2007
8.	Hardware	IS 1367/1363
9.	Monopole/ Antenna Tower Design	TIA-222-G-2009
10.	Traffic Poles	AASHTO_LRFDLTS
11.	Flag Mast	FP 1001-07
12.	Pole Wind Speed	BSEN 1991-1-4-2005
13.	Foundation Design	IS 456-2000

Engineering design softwares

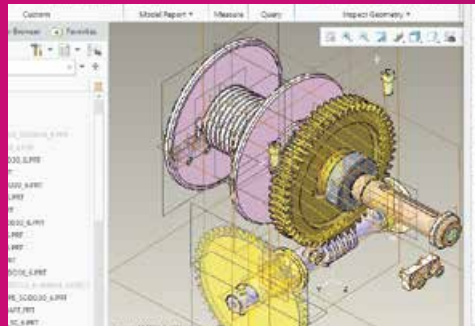
SR.NO.	SOFTWARE	APPLICATIONS
1.	TEKLA Structures	3D Structural Design detailing software
2.	PTC Creo Parametric	3D Mechanical Design Software
3.	AutoCAD	2D Drawings
4.	STAAD PRO	Structural Analysis & Design Software
5.	In-house software which is in use over last 25 years and the calculations are vetted by major clients , consultants and institutes like EIL, IOCL, BPCL, PWD, IIT	Structural Analysis & Design Software
6.	AGI 32	Lighting Design Software

Engineering softwares

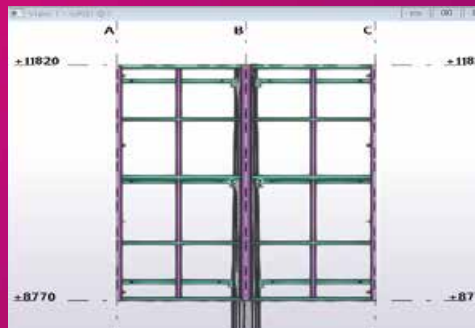
Used to achieve error free designs



Auto Cad



Creo Parametric6.0



TEKLA Structures

Highmast-raising & lowering mechanism

- Bajaj High mast lighting system provided with necessary raising lowering mechanism with energy efficient motors of single speed connected to the mechanical winch system.
- A suitable door opening is provided at the base to access equipment's like winch, motor, cable, plug & socket. The Door opening is complete, with a close-fitting vandal resistant, weather- proof door provided with a heavy-duty Allen bolt.



Types of mast



Standard mast dimensions

Mast Ref.	Height (m)	Bottom A/F (mm)	Top A/F (mm)	Plate thickness (mm)	PCD (mm)	Foundation	Luminary Capacity**				
						Bolt*	55m/s	50m/s	47m/s	44m/s	39m/s
BMRLMW12	12	310	100	3	385	M24/750X4	6	6	6	6	6
BMRLMW12.5L	12.5	360	100	3 / 3.	445	M24/750X4	8	9	9	9	9
BMRLMW12.5M	12.5	360	150	3 / 3.	445	M24/750X4	8	9	9	9	9
BMRLMW16L	16	360	150	3 / 3.	445	M24/750X6	NA	8	8	8	8
BMRLMW16M	16	410	150	3 / 3.	490	M30/850x8	6	9	12	18	18
BMRLMW16M1	16	410	150	4 / 3.	490	M30/850x8	16	18	18	18	18
BMRLMW16S1	16	460	150	4 / 3.	590	M30/850x8	18	18	24	24	24
BMRLMW20L	20	360	150	3 / 3.	445	M24/850x6	NA	NA	NA	6	9
BMRLMW20M	20	410	150	3 / 3.	490	M30/850x8	NA	8	9	12	18
BMRLMW20M1	20	410	150	4 / 3.	490	M30/850x8	8	12	16	18	18
BMRLMW20S	20	460	150	3 / 3.	590	M30/850x8	6	9	12	16	24
BMRLMW20S1	20	460	150	4 / 3.	590	M30/850x8	12	16	18	18	24
BMRLMW25L	25	460	150	4 / 4 / 3.	590	M30/850x12	6	9	12	16	18
BMRLMW25L1	25	460	150	5 / 4 / 3.	590	M30/850x12	8	12	12	18	18
BMRLMW25S	25	540	150	5 / 4 / 3.	650	M30/850x12	18	24	24	24	24
BMRLMW30L	30	460	150	5 / 4 / 3.	590	M30/850x12	NA	6	6	9	12
BMRLMW30M	30	540	150	5 / 4 / 3.	650	M30/850x12	8	12	12	18	24
BMRLMW30M1	30	540	150	5 / 4 / 4.	650	M30/850x12	8	12	16	18	24
BMRLMW30M2	30	610	150	5 / 4 / 3.	740	M30/850x12	12	18	18	18	24
BMRLMW30M3	30	610	150	5 / 4 / 4.	740	M30/850x12	12	18	18	24	24
BMRLMW30S	30	610	150	6 / 4 / 3.	740	M30/850x12	16	18	18	24	24
BMRLMW30S1	30	610	150	6 / 4 / 4.	740	M30/850x12	12	18	24	24	24

Octagonal pole & conical pole

Advantages

- Ease of Installation
- Excellent Aesthetics
- Higher Strength
- Galvanized from Outside as well as Inside
- Flush Door With Hidden Service Connections
- Provision for fixing Bakelite sheet is provided
- Vandal resistant
- No Recurring Painting Costs
- Ease of Relocation
- No J.B. & GI Cable Protection Pipe are Required

Types of poles

STANDARD OCTAGONAL POLES (TECHNICAL DATA SHEET)

Pole Type	Height (m)	Top Dia. (A/F) (mm)	Bottom Dia. (A/F) (mm)	Sheet Thickness (mm)	Base Plate Dimensions (LxBxT) (mm)	Bolt Size (No. x Dia) (mm)	Foundation Bolt		
							Pitch Circle Dia (PCD) (mm)	Bolt Length (mm)	Projected Bolt Length (mm)
BOP-3030	3	70	130	3	200x200x12	4x16 Dia	200	450	80
BOP-4030	4	70	130	3	200x200x12	4x16 Dia	200	450	80
BOP-5030	5	70	130	3	200x200x12	4x16 Dia	200	450	80
BOP-6030	6	70	130	3	200x200x12	4x20 Dia	200	600	100
BOP-7030	7	70	130	3	200x200x12	4x20 Dia	200	600	100
BOP-8030	8	70	130	3	200x200x16	4x20 Dia	200	600	100
BOP-9030	9	70	155	3	250x250x16	4x24 Dia	250	750	125
BOP-9031	9	70	130	3	200x200x16	4x20 Dia	200	600	100
BOP-1030	10	70	175	3	275x275x16	4x24 Dia	275	750	125
BOP-1031	10	70	155	3	250x250x16	4x24 Dia	250	750	125
BOP-1130	11	90	210	3	300x300x16	4x24 Dia	300	750	125
BOP-1230	12	90	240	3	320x320x16	4x24 Dia	320	750	125
BOP-1231	12	90	210	3	300x300x16	4x24 Dia	300	750	125

STANDARD CONICAL POLES (TECHNICAL DATA SHEET)

Pole Type	Height (m)	Top Dia. (mm)	Bottom Dia. (mm)	Sheet Thickness (mm)	Base Plate Dimensions (LxBxT) (mm)	Bolt Size (No. x Dia) (mm)	Foundation Bolt		
							Pitch Circle Dia (PCD) (mm)	Bolt Length (mm)	Projected Bolt Length (mm)
BOP-3030	3	75	107	3	200x200x12	4x16 Dia	200	450	80
BOP-4030	4	75	118	3	200x200x12	4x16 Dia	200	600	80
BOP-5030	5	75	129	3	200x200x12	4x16 Dia	200	600	80
BOP-6030	6	75	140	3	200x200x16	4x20 Dia	210	600	100
BOP-7030	7	75	151	3	250x250x16	4x20 Dia	235	700	100
BOP-8030	8	75	162	3	250x250x16	4x20 Dia	235	750	100
BOP-9030	9	75	173	3	275x275x16	4x24 Dia	270	750	125
BOP-1030	10	75	184	3	275x275x16	4x24 Dia	270	750	125
BOP-1130	11	85	206	3	300x300x16	4x24 Dia	300	750	125
BOP-1131	11	75	195	3	300x300x16	4x24 Dia	300	750	125
BOP-1230	12	96	228	3	320x320x16	4x24 Dia	320	850	125
BOP-1231	12	75	206	3	300x300x16	4x24 Dia	320	750	125

Types of poles

BAJAJ GRP poles are available for various applications and come in various shapes and lengths.

- Cylindrical
- Conical
- Embedded Flange mounted



Colours

BAJAJ GRP poles are available in a wide range of aesthetically pleasing colour options.

- The material is pre-pigmented & therefore scratch-resistant
- GRP poles are available in white / black / red / orange / green / yellow / blue colours*
- Grey is the standard colour
- The surface finish is UV protected



Cylindrical
3-6 mtrS.



Conical
3-12 mtrS.

Highmast & poles installations

Punjab
Mandi



IKEA,
Navi Mumbai



War Memorial,
J&K



Trishul mast,
Prayagraj



Reliance,
Jamnagar



For complaints, please call our new customer care number 10 am - 7 pm (Mon - Sat) 022 - 4128 1111



BAJAJ
Bajaj Electricals Limited

701, Rustomjee Aspiree, Bhanu Shankar Yagnik Marg, Off Eastern Express Highway, Sion (E),
Mumbai - 400 022 | Tel.: 022-2406 4400 | E-mail: illumination@bajajelectricals.com | www.bajajelectricals.com
[f/BajajElecBiz](#) [t/BajajElecBiz](#) [@bajajelecbiz](#) [BajajElectricals](#)